District School Board of Indian River County
1990 25th Street, Vero Beach, FL 32960
Monthly Business Meeting
Agenda

Date: September 24, 2013
Time: 6:00 p.m.
Room: Teacher Education Center (TEC)

It is hereby advised that if a person decides to appeal any decision made by the Board with respect to any matter considered at this meeting, he/she will need to ensure that a verbatim record is made that includes the testimony and evidence upon which the appeal is to be made.

I. CALL MEETING TO ORDER – Chairman Johnson

II. INVOCATION

III. PLEDGE OF ALLEGIANCE TO THE FLAG AND PRESENTATION OF COLORS BY: Vero Beach High School Air Force Junior ROTC under the direction of Wade Dues, Chief Master Sergeant (Ret), USAF

IV. ADOPTION OF ORDERS OF THE DAY

V. PRESENTATIONS
No presentations

VI. CITIZEN INPUT

VII. CONSENT AGENDA

A. Approval of Minutes

1. District Data Chat Discussion held 9/3/2013
2. District Goals Discussion held 9/3/2013
3. District Goals Discussion held 9/9/2013
4. Roundtable Discussion held 9/9/2013
5. Special Meeting to Adopt Millage and Budget held 9/9/2013
6. Business Meeting held 9/9/2013

Superintendent recommends approval.

B. Approval of Personnel Recommendations – Mr. Fritz

Attached is a list of personnel recommendations that includes personnel additions, terminations, and/or changes. Superintendent recommends approval.

C. Approval of Out of Field Teachers Report – Mr. Fritz

Approval is recommended for the attached Out-of-Field Teachers Report for the first semester. The Report includes teachers who are out-of-field for course work, not Highly Qualified, or who are out-of-field or out of compliance for ESOL. It is required that the Report be approved by the School Board prior to the FTE Survey period in October. A copy of the Report will be available prior to the meeting. Superintendent recommends approval.

D. Approval of Donations – Mr. Morrison

1. A donation in the amount of $2,500 was received from Sebastian River Medical Center. The funds will be used for end zone painting on the Sebastian River High School football field. A donation in the amount of $3,000 was received from Scholastic Sports Company. The funds will be used for the 2013/2014 Sebastian River High School's sports program book.
2. Osceola Magnet School received a donation in the amount of $1,494.50 from the Target "Take Charge of Education" program. The funds will be used for student awards, incentives, and to assist with field trips for students attending Osceola Magnet School.
3. A donation of $2,000 was received from Rosewood Magnet School PTA. The funds will be utilized for the Rosewood Magnet School's 5th grade Sea Camp field trip.

Superintendent recommends approval

E. Approval to Dispose of Surplus Property – Mr. Morrison

Request approval to dispose of surplus property in accordance with Florida Statutes 274.05 and 274.06. The attached lists represent property to be deleted from various inventories and/or for items that have been declared surplus. After Board approval, property will be recycled and/or auctioned. In addition, as per a recommendation from the Auditor General, the District is writing off three, fully depreciated assets that are categorized as audio-visual materials in the amount of $4,141.30 for the fiscal year ending 2012/2013. Superintendent recommends approval.

F. Approval to Award Term Contract for Athletic Supplies, Equipment and Uniforms, Bid 2013-21 - Mr. Morrison

The purpose and intent of this bid is to secure firm prices and to establish a term contract for the purchase and delivery of athletic supplies, equipment, and uniforms District wide. The estimated annual financial impact is $87,000. Award of Section I and II (catalog discounts for both Supplies & Equipment) is recommended to 10S Tennis, Alert Services Inc., Aluminum Athletic Equipment Co., Blue Moose Tees, BSN, Passon's & US Games, Cannon Sports, Gilman Gear, Henry Schein, Lakeshore Learning, Medco Supply, NEFF Motivation, Riddell, S&S Worldwide, School Health, Scott's Sporting Goods, School Specialty, and Varsity Spirit Fashions as best bidders meeting specifications, terms, and conditions. Award of Section III (Athletic

Uniforms) is recommended to Blue Moose Tees, BSN Sports, Passon's & US Games, NEFF Motivation, Riddell, Scott's Sporting Goods, and Varsity Spirit Fashions. Superintendent recommends approval.

G. **Approval of Bill of Sale of Utility Facilities to City of Fellsmere, Florida, located on Fellsmere Elementary School Property – Mr. Morrison**
Approval is recommended for the attached Bill of Sale of Utility Facilities for the Fellsmere Elementary School Expansion Project to be granted to the City of Fellsmere, Florida. Exhibit "A" describes which utility facilities are located in the existing easements or road rights of way identified as Orange Street, Cypress Street, Magnolia Street, Maple Street, and Marian Fell Library Lot. The School District shall be responsible for failure or defects of the described utility facilities during a period of one year from the date of acceptance. Superintendent recommends approval.

H. **Approval of Easement and Bill of Sale of Utility Facilities to City of Fellsmere, Florida located on Fellsmere Elementary School Property – Mr. Morrison**
Deleted

I. **Approval of Temporary Construction Easement Agreement to Pivotal Utility Holdings, Inc., for Sebastian River Middle School – Mr. Morrison**
Deleted

J. **Approval of Permanent Access Easement for Gas Regulator Station to Pivotal Utility Holdings, Inc., for Sebastian River Middle School – Mr. Morrison**
Deleted

K. **Approval of Annual 2012-2013 School Safety and Security Self-Assessment Report – Mr. Fritz**
The Annual 2012-2013 School Safety and Security Self-Assessment Report is attached. The assessment is submitted annually and is required by the Safe Passage Act enacted in 2001, with the objective to have a clearly-directed safety and security plan. Superintendent recommends approval.

VIII. ACTION AGENDA

A. **Approval of the Local Assessment Schedule for 2013-2014 – Mr. Green**
Attached is the schedule of local assessments that will be administered during the 2013–2014 school year. These assessments are separate from the mandatory state assessments and are used as diagnostic and progress monitoring tools. Florida Statue 1008.22 requires this calendar of assessments be approved by the local School Board prior to October 1st. Superintendent recommends approval.

B. **Approval to Terminate Support Staff Employee – Mr. Fritz**
The Superintendent recommends termination of support staff employee, Melissa Davenport. The grounds for this termination are contained in the attached Charging Letter. Superintendent recommends approval.

C. Approval of the United Health Care (UHC) Option – Mr. Fritz

Approval is recommended to provide the United Health Care program as an additional option for the District's retirees over the age of 65. This additional option is a fully-insured program and provides market competitive premiums for retirees that could provide a reduced cost. The District's insurance consultants, Brown and Brown, have investigated this program and have recommended that this would be a good, additional option for the District's over 65 retirees. The program has been reviewed by the Health Insurance Advisory Task Force and the Florida Retired Educators Association of Indian River County. This option would become effective January 1, 2014. No additional cost to the District. Additional backup information will be available prior to the meeting. Superintendent recommends approval.

D. Approval of Authorization to Enter into Agreement with CareHere for Employee Health and Wellness Services – Mr. Fritz

(Moved to October 8, 2013, business meeting Agenda)

E. Approval of Dual Enrollment Agreement with Indian River State College for 2013-2014 – Mr. Rynberg

The Dual Enrollment Agreement between the School District of Indian River County and Indian River State College allows the enrollment of high school students in dual enrollment courses for the school year 2013-2014, in accordance with section 1007.271, F.S. This allows the enrollment of an eligible secondary student into a post-secondary course creditable towards high school completion, a career certificate, or an associate degree. Per Senate Bill 1514, the Indian River County School District shall pay the standard tuition rate per credit hour from funds provided in the Florida Education Finance Program to Indian River State College (IRSC) for instruction taking place on any IRSC campus to cover instructional support costs incurred by the college. The standard college credit tuition rate at a Florida College System institution is $71.98 per credit hour or $2.33 per vocational clock hour. Estimated cost to the District is $350,000, minus $90,000 cost sharing with Indian River State College for the 2013-2014 school year. Superintendent recommends approval.

F. Approval of the 5-Year Capital Improvement Program for the 2014-2018 Fiscal Years – Mr. Morrison

Approval is recommended for the 5-Year Capital Improvement Program for the fiscal years 2014-2018. This is the final version of the Program that was reviewed at the Board Workshop held on June 25, 2013. Included in the packet for approval is the Capital Project Revenues and Other Financing Sources Projections for the Fiscal Years 2014-2018, the Summary of the Capital Improvement Program for Fiscal Years 2014-2018, along with the detailed Project Pages. Superintendent recommends approval.

G. Approval of the 2013-2014 5-Year District Facilities Work Plan – Mr. Morrison

Approval is recommended for the 2013-2014 5-Year District Facilities Work Plan for the School District of Indian River County. The financial information contained in the Work Plan is based on the fiscal years 2014-2018 District's 5-Year Capital Improvement Program (as detailed in the previous agenda item). In addition, the Work Plan contains information from the Florida Inventory of School Houses (FISH), the Educational Plant Survey, and the Florida Department of Education Cohort Projections, with the information from these sources being effective as of July 1, 2013. The 2013-2014 5-Year District Facilities Work Plan is a requirement of Department of Education and is due on October 1, 2013, as per State Requirements for Educational Facilities (SREF) Section 2.1(1)(d)1. Superintendent recommends approval.

H. Approval of Job Descriptions due to the Reorganization of the Physical Plant - Mr. Morrison

On Tuesday, August 27, at the Board Discussion Session, staff presented a reorganization plan of the Physical Plant Department (formerly Maintenance). As part of this reorganization, support staff now located at the Central Plant will be reassigned to our school sites to become Plant Operators. Also, as part of the reorganization, staff recommended establishing an Indoor Air Quality / Energy Manager (IAQEM) to assist the District in its statewide rankings of energy use monitoring and consumption. Also included in the reorganization plan is the establishment of Plant Supervisor and Manager positions to oversee the general aesthetic and technical aspects of the Plant Operator Program at our sites. Finally, staff also recommends establishing a Physical Plant Specialist position to have parity as a result of additional duties and responsibilities similar to those of the Facilities Specialist position. Superintendent recommends approval.

I. Approval of Resolution #2014-07, Tax Anticipation Notes, Series 2013 – Mr. Morrison

The purpose of this action is to adopt the attached Resolution #2014-07 authorizing the issuance of Tax Anticipation Notes (TAN), Series 2013, in the amount of $10 million to provide interim funds for the payment of operating expenses; approve the form of documents in connection with the issuance of the notes; delegate to the Superintendent and appropriate staff the authority to accept the most favorable bid for the notes, subject to certain restrictions; and to take all necessary actions in connection with the issuance of the notes. The issuance of the TAN is required in order to provide necessary, short-term financing to position the District in such a manner that it is able to meet projected cash flow deficits of the General Fund. Based upon staff analysis, it is projected that the District will experience cash receipt deficits ranging from $8 million to $10 million during the month of October 2013. These cash flow deficits are mainly attributable to the intense slow-down of cash receipts from the Tax Collectors' Office that is usually experienced from July through the middle of November every year. Superintendent recommends approval.

J. Approval of Revised Superintendent's Annual Financial Report - Mr. Morrison

On September 9, 2013, at the Final Public Hearing on the 2013/14 Millage Rates and Budget, the Board approved the 2012/2013 Superintendent's Annual Financial Report. Subsequent to the meeting, the District received the updated Other Post Employment Benefits (OPEB) analysis from Brown & Brown. Based on the revised figures and in conjunction with the Florida Department of Education and the State Auditors, the District revised the ES145 Governmentwide statements to reflect a~~n~~ **~~increase~~ decrease** in net position of the District by $388,000. The revised report will be submitted to the Department of Education upon Board approval. Superintendent recommends approval.

K. Approval of Greater Florida Consortium's 2014 Legislative Program – Mrs. Disney-Brombach

The proposed Greater Florida Consortium of School Boards' 2014 Legislative Program is attached. The Consortium bylaws require each School District to approve the Program. The bylaws stipulate that if any issue contained in the proposed Program draws an objection from any one of the member Boards, the issue is removed from the final Program. This bylaw ensures that all the issues in the final Program have the support of all the members. Superintendent recommends approval.

IX. SUPERINTENDENT'S REPORT

X. DISCUSSION

No discussion items

XI. SCHOOL BOARD MEMBER MATTERS – Chairman Johnson

XII. INFORMATION AGENDA

A. Charter School Financials – Mr. Morrison

Charter school financial statements are presented to the Board for information only. No approval of a charter school's financial statements is required. This presentation of charter school financial statements is to demonstrate compliance with Section 1002.33, Florida Statutes. Specifically, Subsection (5)(b) requires the District, as sponsor, to monitor the revenues and expenditures of the charter school and to perform the duties provided in s.1002.345. High-performing charter schools are only required to submit financials quarterly. Indian River Charter High School opted to submit their financials quarterly. The other two, high-performing charter schools, North County Charter School and Sebastian Charter Junior High, chose to submit their financials monthly.

B. Monthly Facilities Report – Mr. Morrison

Attached is the Monthly Facilities Report.

XIII. SUPERINTENDENT'S CLOSING

XIV. ADJOURNMENT – Chairman Johnson

Anyone who needs a special accommodation may contact the School District's American Disabilities Act Coordinator at 564-3060 (TTY 564-8507) at lease 48-hours in advance of the meeting. NOTE: Changes and amendments to the agenda can occur 72-hours prior to the meeting. All business meetings will be held in the Teacher Education Center (TEC) located in the J.A. Thompson Administrative Center at 1990 25th Street, Vero Beach, Fl 32960, unless otherwise specified. Meetings may broadcast live on Comcast Ch. 28. The agenda can be accessed by Internet at http://www.indianriverschools.org.

This Page Intentionally Left Blank

The District School Board of Indian River County met on September 3, 2013, at 9:00 a.m. The discussion was held in the Teacher Education Center located at the J.A. Thompson Administrative Center, 1990 25th Street, Vero Beach, Florida 32960. District School Board Members attending were: Chairman Carol Johnson, Vice Chairman Claudia Jimènez, and Board Members: Matthew McCain and Karen Disney-Brombach. Dr. Frances J. Adams, Superintendent of Schools; and Suzanne D'Agresta, School Board Attorney, were also present.

District Data Chat
Discussion Session Minutes

I. Discussion was called to order by Chairman Johnson

II. Purpose of the Discussion – Dr. Adams
First, Dr. Adams reported a partial power outage at Gifford Middle School. Dr. Adams said that the purpose of the discussion was to talk about data and to introduce the transformational model.

III. Presentation of District Data – Dr. Adams
Dr. Adams said that last year was the first year that we compared ourselves with other School Districts.

Percentile Rankings Based on District School Grade Data 2007-2013

Mr. Green said that there were 33 changes in the State school grading system in the last three years. The first area Mr. Green presented was our percentile rating when compared with all 67 Districts in the state of Florida during the years 2007 through 2013; utilizing all grade levels and based on rankings of 3% and above. Mr. Green said that the data provided by the State included only those students who were in the 3% and above ranking. He said that later in the discussion, staff would speak to students scoring below 3%.

Annual Measurable Objectives Reading and Math 2011-2013

Mr. Green presented data regarding progress in closing the achievement gap for students on level 3 and above. Separate graphs were presented that included: American Indian, Asian, Black/African American, Hispanic, White, English Language Learners, Students with Disabilities (any student other than gifted), and Economically Disadvantaged (students on free or reduced lunch). Mr. Green, in answer to a question on definitions, said that he would go back and attach the definitions to the numbers to make sure. He also said that he would go back and find out, for the Board, how many students were included in each ranking; i.e., how many students were included within the percentage of say 60%. Does that number include 200 students or 20 students? This would assist the Board in determining how many students were affected.

Dr. Adams said that the point of presenting the data was to give the Board the District's current reality, when compared to other Districts. She said that the next step was where the District going from here. Dr. Adams said that we were not making the progress that was needed for Indian River students.

Greatest Fears and Hopes Protocol

Dr. Adams said that the following information was presented at the Superintendent's Summit. A Board Member was interested in having data around truancy, behavior, mental health, etc., in order to address the whole child and to have the whole picture.

Mr. Fritz led the Board through a hands-on exercise to initiate conversation as to what they feared and what they hoped for the School District as a whole. Mr. Morrison presented a video on "Change Your Lens, Change Your Life". The jest of it was to "spend your time everyday improving yourself, not proving yourself". Keep the attention not on what was wrong but on what was right.

Transformation

Mr. Rynberg gave insight into his personal reflection and evolution that led him to the conclusion that, "You can do anything you want to, if you believe you can do it". He also explained how to know when dramatic change was on track through:

- Improved instructional quality
- Increased participation in school
- Improved school culture

To accomplish this, Mr. Rynberg explained that you must develop self-efficacy in our students and support/training for staff how to accomplish that outcome. He stated that at the center was relationships. Mr. Rynberg also expressed the need for administrators to look at letter grades and data differently; and to think differently. He said that this would begin with a commitment to attend the IRFIL (Indian River Fellowship for Instructional Leaders), "Listen to Learn to Go Forward" conference for staff to improve instructional quality and to tap into artistic teaching practices to get students involved. The majority of those attending must choose to attend, must be school leaders, must commit to a whole year of training, must be considered as leaders by their peers, must trust the process, and must be open minded to the ideas.

Dr. Adams said that this was the framework and that schools had already identified their teams. She said that the model would build the District on all levels. The goals brought forward by the Board would be identified in this process. A Board Member mentioned that study skills and test taking skills should be part of the self-efficacy; and wanted to know how that would be accomplished.

IV. Question/Discussion – Chairman Johnson

Board Members had questions as to how the District was affected due to the past cuts in positions and how those cuts changed the way things were done. This would help the Board in the future, if and when it should happen again. One suggestion was for the Superintendent to consider annual meetings with graduating seniors, not the top students only, regarding areas in need of improvement for learning. The importance of community involvement was stressed.

Dr. Adams gave the Board a copy of the proposed goals, including the strategies that would be discussed at the 1 p.m. discussion session on District Goals.

V. Adjournment – Chairman Johnson

With no further discussion, the session adjourned at approximately 11 a.m.

The District School Board of Indian River County met on September 3, 2013, at 1:00 p.m. The discussion was held in the Teacher Education Center located at the J.A. Thompson Administrative Center, 1990 25th Street, Vero Beach, Florida 32960. District School Board Members attending were: Chairman Carol Johnson, Vice Chairman Claudia Jimènez, and Board Members: Matthew McCain and Karen Disney-Brombach. Dr. Frances J. Adams, Superintendent of Schools; and Suzanne D'Agresta, School Board Attorney, were also present.

District Goals
Discussion Session Minutes

I. Discussion Session was called to order by Chairman Johnson.
Chairman Johnson said that this was the Board's third session regarding goals.

II. Presentation of District Goals – Dr. Adams
Dr. Adams presented a one-page list of goals from the last discussion. She said that the list also included broader goals with additional specifics. The goals listed were in the areas of Academics, Human Resource Development and Management, School Culture and Climate, and Collaboration and Communication with Families and Community.

III. Open Discussion
Summary of the discussion: Front of the house must have the understanding of the type of employees that the Board wanted to hire. Importance of having the appropriate person in the right positions for their skill set. Changing the way things were being done (mindset) to create a more comprehensive approach, with deliberate expectations and full communication starting at the top. Having the best staff and having staff supported. Ensuring that the evaluation system was meaningful. Ensuring the quality of accountability. Complying with the Desegregation Order.

Create a thinking goal; such as, Indian River County School District is the best place to work. Look at school culture. Pre-setting expectations for children was wrong. Important to have specific plans in place for students to ensure support.

Board attendance at the Indian River Fellowship for Instructional Leaders (IRFIL) training was discussed. The importance of students not to become overly stressed due to testing and virtual classes. Need for quality, learning experiences. Focus all goals on student achievement. The titles of the goals should reflect, for the community, what the Board wanted to accomplish.

School Culture and Climate should include a safe, effective environment for students, staff, and community. Add, develop, and sustain a culture where everyone feels ownership. Teacher empowerment should be included. The Board wanted professionals on all levels or help in getting them there. Important to talk to youth to ask them what

needed to be done differently. Self-efficacy supporting and empowering students and staff. Be realistic with student expectations because not everyone can do a 4-minute mile. Keep goals broader. Invite all students and community to participate. Develop a learning environment that was safe, respectful, and engaging for all students and staff. Build an army of community leaders to speak on behalf of the School District. Reach out to families. Encourage feedback from the community. Consider town hall events to have one-on-one conversations to create relationships for honest feedback. Surveys and measurable outcomes on goals/objectives were discussed. The following goals were in draft form and may be reworded for clarity.

DRAFT:

#1 Academics – Establish an environment with high expectations allowing all students to unlock their academic potential utilizing every resource available to accommodate individual needs, ensuring quality academic experiences.

#2 Human Resources - Establish a vision for new and current staff that sets the standards of high quality, accountability, and support.

#3 School Culture and Climate – Develop and sustain a learning environment that is safe, respectful, and engaging for students and staff.

#4 Maintain outreach and meaningful community engagement to respond to diverse student needs and to receive feedback from stakeholders in support of student learning.

Dr. Adams said that she felt the Board's goals were very appropriate for staff. She talked about the use of the School Improvement Plan process and the strategies for the District goals. Dr. Adams said that she would take a look at the wording of the goals and send it out to the Board by the end of the week.

III. Next Steps – Chairman Johnson

Next discussion session will include objectives and strategies. Board agreed to meet again on Monday, September 9, 2013, at 1:00 p.m.

IV. Adjournment – Chairman Johnson

With no further discussion, the session adjourned at approximately 2:41 p.m.

The District School Board of Indian River County met on September 9, 2013, at 9:00 a.m. The discussion was held in the Teacher Education Center located at the J.A. Thompson Administrative Center, 1990 25th Street, Vero Beach, Florida 32960. District School Board Members attending were: Chairman Carol Johnson, Vice Chairman Claudia Jimènez, and Board Members: Matthew McCain and Karen Disney-Brombach. Dr. Frances J. Adams, Superintendent of Schools; and Suzanne D'Agresta, School Board Attorney, were also present.

District Goals Discussion
Minutes

I. Discussion was called to order by Chairman Johnson.

II. Purpose of the Discussion – Dr. Adams
Dr. Adams said that the purpose of the Discussion was to finalize the list of District Goals.

III. Presentation of District Goals – Dr. Adams
Dr. Adams said that she looked at our vision and academics. She stated that every goal was centered on student learning. Dr. Adams distributed a copy of the goals, with objectives and strategies for each goal.

District Goals
Board Members and Superintendent met several times to develop student-centered Goals. Attached was a copy of the Goals that include Objectives and Strategies. The Goals discussed were as follows:

- Academic: Establish an environment of high expectations that allowed every student to unlock their academic potential and to use available resources to accommodate improved student learning.
- Human Resource Development and Management: Improve student learning with a high-quality workforce, utilizing both support structures and accountability systems for new and current employees.
- School Culture and Climate: Develop and sustain a learning environment for students and staff that is safe, respectful, and engaging to improve student learning.
- Collaboration and Communication with Families and Community: Maintain current outreach initiatives and develop strategies to further engage families and community in the District's efforts to improve student learning.

IV. Discussion
Board Members posed several questions, suggestions, and expectations in regard to how to determine what was an average test score, a suggestion was made to consider utilizing afterschool programs for additional learning time, how effective was 21st Century grants, attendance concerns, Moonshot Moment progress update, Head-start Program transition into classroom learning, identify staff person as legislative go to person to

answer questions, gaps in professional development, exit interviews, staff and student absentee rates before and after a holiday, random student surveys to include climate, end-of-year parent and community survey, definition of bullying to encompass students who do not feel safe in school, mindset change starting with the Principal to always support/listen to students, parents should feel that their child's fears were being addressed, opportunities to meet face-to-face with parents/community, media opportunities to tell the District's story, implement a Communication Plan, and increase transparency.

V. Adjournment – Chairman Johnson

With no further discussion, the session adjourned at approximately 10:37 a.m.

The District School Board of Indian River County met on September 9, 2013, at 1:00 p.m. The discussion was held in the Teacher Education Center located at the J.A. Thompson Administrative Center, 1990 25th Street, Vero Beach, Florida 32960. District School Board Members attending were: Chairman Carol Johnson, Vice Chairman Claudia Jimènez, and Board Members: Matthew McCain and Karen Disney-Brombach. Dr. Frances J. Adams, Superintendent of Schools; and Suzanne D'Agresta, School Board Attorney, were also present.

Roundtable Discussion Minutes

I. Discussion was called to order by Chairman Johnson.

II. Items Placed on Agenda by Board Members – Chairman Johnson

A. Ms. Jiménez

1. Board's Legislative Priorities regarding Accountability with Flexibility -
   The Board talked about the need to extend the deadline of July 1, 2014, to at least July 1, 2017. They also discussed creating a public statement on Common Core. Ms. Jimènez said that she would submit a letter to Representative Mayfield with her position on Common Core.
2. Ms. Jimènez talked about Resource Officers interviewing students without a parent present. Dr. Adams said that it was the responsibility of the school to notify the parents. She said that the School Resource Officers were under federal law.
3. Ms. Jimènez had questions regarding the virtual contract. Dr. Adams said that she would have Mrs. Bennett get back with her.
4. Ms. Jimènez asked about the dates for the upcoming IRFIL (Indian River Fellowship for Instructional Leaders). Dr. Adams said that she would forward the dates.
5. Ms. Jimènez requested the schedule for upcoming student advisory council meetings, Principal Meetings, Parent Academy Meetings, etc. It was suggested, instead, to put the minutes of those meetings on the Board meeting site.

B. Mrs. Disney-Brombach

1. Mrs. Disney-Brombach asked the Board if they had any additional changes for the Legislative Priorities.
2. Mrs. Disney-Brombach asked for an update on college, dual enrollment classes for students. She asked about the number of students enrolled, policy on repeated classes, attendance requirement, and what students and parents were being told. Dr. Adams gave an update.

C. Mr. McCain

No discussion items

D. Chairman Johnson

1. Meeting Protocols – Resolution
   Chairman Johnson said that she had been working with Mrs. D'Agresta on a Resolution in compliance with new School Board Policy 0166 to set the protocol for work sessions. Mrs. D'Agresta talked about the new policy and the direction of the Board as to how they want the meetings set up and if they are to be televised, etc. Board Members asked about two or more Board Members' attendance at Florida School Boards Association meetings. They also discussed changing the name of the Roundtables to Board Discussion Sessions. Dr. Adams said that she would find out how often the televised meetings were replayed and on what channels.
2. Gifford Community Meeting
   Chairman Johnson reported on the Gifford Community Meeting she attended. She shared their concerns. Dr. Adams said that it was great to have our staff present to answer questions and to give them information on our programs. It was suggested that our Career and Technical Department share information via video just prior to their meeting.

III. Board Committee Reports – Chairman Johnson

Mrs. Disney-Brombach said that she wanted to give Board Members notification that she would be unable to take on as many committees as she has done in the past, due to her position on the Florida School Boards Association. She asked for someone to attend the meetings about the lagoon, in her absence. Mrs. Disney-Brombach said that she did not see an appointment by the Governor, for the vacated Board seat, anytime in the near future.

Ms. Jimènez noted that the Indian River County Metropolitan Planning Council was confused as to who was assigned to that committee. Mr. McCain noted that he was the member. It was noted that attendance at the meeting was important.

IV. Items Placed on Agenda by Superintendent – Dr. Adams

A. Wellness Policy Revision

Dr. Adams presented a draft for consideration. The change was to indicate that the Superintendent would appoint members to the Wellness Committee, rather than Board Members. Questions were asked as to the names of those on the committee, was it part of the Obesity Taskforce, SHAC (School Health Advisory Council) relationship to the School District, and State Statutes. It was noted that the change to the Wellness Policy would be put on hold until the Board had a full understanding of the committee. Mrs. D'Agresta was asked by the Chairman to research the SHAC, Wellness, and Obesity Taskforce as it related to State Statute. The Board also wanted

to know if the Wellness Committee, named in the policy, was the same as the Wellness Committee formed by the SHAC.

V. ADJOURNMENT – Chairman Johnson

With no further items, the discussion adjourned at approximately 2:15 p.m.

The Indian River County District School Board met on Monday, September 9, 2013, at 5:01 p.m. The special meeting was held in the Teacher Education Center located at the J.A. Thompson Administrative Center, 1990 25th Street, Vero Beach, Florida. School Board Members attending were: Chairman Carol Johnson, Vice Chairman Claudia Jiménez, and Board Members: Karen Disney-Brombach and Matthew McCain. Dr. Frances J. Adams, Superintendent of Schools, and School Board Attorney, Suzanne D'Agresta, were also present.

Final Public Hearing to Adopt
Tentative 2013-2014 Budget & Millage Rates

I. Meeting was called to order by Chairman Johnson.

II. Purpose of Meeting – Dr. Adams

Dr. Adams stated that the purpose of the meeting was two-fold. The first part of the meeting was to approve the final 2012/2013 budget amendments contained within Consent A. These included: Internal Service Insurance Fund, Debt Service, Food Service, General Fund, Capital Fund, Special Revenue, Management Training Institute, and Extended Day Enterprise Fund. These amendments were based on the final results of operations and activities in those various funds. In addition, the Board had in front of them for approval the Superintendent's Annual Financial Report and Cost Report for fiscal year ending June 30, 2013, contained within Consent Agenda B

The second part of the meeting was for the Board to adopt millage rates and a budget for the 2013-2014 fiscal year after receiving public input. TRIM (Truth in Millage) advertisements had been placed according to the specifications of law. TRIM required that the first issue discussed at the public hearing was concerning the proposed millage rates for the fiscal year. By law, the budget was required to be adopted after the adoption of the millage and after public input on the budget.

After the Consent Agenda was approved, Dr. Adams said that she would ask Mr. Morrison to review the proposed 2013-2014 millages and budget, followed by input from the public. The Board would then adopt appropriate motions.

Part I
Approval of Consent Agenda

III. Consent Agenda – Chairman Johnson

Chairman Johnson called for a motion. Mrs. Disney-Brombach moved approval of the Consent Agenda. Mr. McCain seconded the motion and it carried unanimously, with a 4-0 vote.

A. Approval of Budget Amendments – Mr. Morrison

The Superintendent recommended approval of the following Budget Amendments.

Amendment #1 – Enterprise Fund – Extended Day Program
Amendment #1 – Insurance Fund
Amendment #1 – Management Training Institute
Amendment #2 – Debt Service
Amendment #3 – Special Revenue - Food Service
Amendment #3 – Capital Fund
Amendment #4 – Special Revenue – Other
Amendment #5 – General Fund - May and June

Explanation of the amendments accompanied the attached Budget Amendments. Superintendent recommended approval.

B. Approval of Annual Financial and Cost Reports for 2012-2013 – Mr. Morrison

The Superintendent recommended approval of Form ESE 145-Annual Financial Report, Form ESE 348-Report of Financial Data, and the Annual Cost Report submission to the Commissioner of Education for the fiscal year ending June 30, 2013. Superintendent recommended approval.

Part II
Millage Rates and Budget Hearing

III. Discussion of Millage Rates – Mr. Morrison

Dr. Adams said that first to be discussed was the millage rates. Mr. Morrison referenced the Budget Book and Annual Financial Report provided to the District School Board and Superintendent. He said that both documents would be uploaded to the website after the meeting, as was customary. An advertised notice of a tax increase was required by the State due to the rolled back rate. Mr. Morrison reviewed the 2013-2014 proposed millage rates as follows:

Millage	**Adopted 2012-2013**	**Proposed 2013-2014**	**Increase/ (Decrease)**
Operating:			
Required Local Effort	5.425	5.268	(0.157)
Local Discretionary	0.748	0.748	0.000
Critical Needs – Operating	0.250	0.000	(0.250)
Debt Service	0.390	0.000	(0.390)
Special Millage Referendum	0.000	0.600	0.600
Capital Outlay	1.500	1.500	0.000
Total Millage	**8.313**	**8.116**	**(0.197)**

Mr. Morrison reviewed the Millage, as per Statute, with the Rollback Rate as follows:

Millage	**Rollback 2013-2014**	**Proposed 2013-2014**	**Increase/ (Decrease)**
Operating:			
Required Local Effort	5.3860	5.2680	(0.1180)
Local Discretionary	0.7430	0.7480	0.0050
Critical Needs – Special			
Referendum - Operating	0.2480	0.6000	0.3520
Capital Outlay	1.4890	1.5000	0.0110
Total Millage	**7.8660**	**8.1160**	**0.2500**

Mr. Morrison referenced the impact of proposed millage and explained using an example of $200,000 homestead as follows:

Scenario #1

▪ Assumes no increase in assessed valuation of $200,000 home ▪ 12/13 Taxes $1,454.78 ▪ 13/14 Taxes $1,420.30 ▪ Tax **Decrease** ($34.47) or 2.36%	Assessed Value ---------- Less – Homestead Exemption ---------- Taxable Value of Home	$200,000 ---------- (25,000) ---------- $175,000

Scenario #2

▪ Assumes 1.40% increase in assessed valuation of $200,000 home, $7,540 decrease ▪ 12/13 Taxes $1,454.78 ▪ 13/14 Taxes $1,443.02 ▪ Tax **Decrease** ($11.75) or 0.81% less	Assessed Value ---------- Less – Homestead Exemption ---------- Taxable Value of Home	$202,800 ---------- (25,000) ---------- $177,800

Mr. Morrison stated that the most realistic rates, as reported by the Property Appraiser's Office, was scenario #2. Individual tax rates were dependent upon individual property tax assessments. Mr. Morrison pointed out that on the back of the individual property tax bill was a pie graph that depicted the fact that more education tax dollars were coming from local tax dollars, with less dollars coming from the State.

IV. Public Hearing on Millage Rates – Chairman Johnson

Public Hearing

Chairman Johnson asked the Superintendent if the Public Hearing was properly advertised in accordance with State Statutes. Dr. Adams said, "Yes". Chairman Johnson recessed the meeting to conduct the Public Hearing.

Chairman Johnson announced that the Public Hearing was in session. She asked Dr. Adams if there were any written responses to be read. Dr. Adams said, "No". The public was invited to address this issue.

Hearing no requests to speak, Chairman Johnson announced that the Public Hearing was conducted pursuant to notice and that ample opportunity to address this issue was provided to all. The Board meeting was reconvened.

V. Motions for Setting Millage Rates – Chairman Johnson

Approval of Millage Rates for 2013-2014 that represented Required Local Effort, Basic Discretionary, Additional Voted, and Capital Outlay by Resolution #2014-06. Superintendent recommended approval.

Chairman Johnson called for a motion. Mrs. Disney-Brombach moved approval of Resolution 2014-06 adopting the millage rates as advertised for 8.116 mills representing Required Local Effort, Basic Discretionary, Additional Voted Millage, and Capital Outlay. Ms. Jimènez seconded the motion. Chairman Johnson called for a roll call vote as follows:

Mr. McCain	Yes
Mrs. Disney-Brombach	Yes
Ms. Jimènez	Yes
Chairman Johnson	Yes

Vote was unanimous in favor of the motion, with a 4-0 vote.

VI. Discussion of Budget – Mr. Morrison

Mr. Morrison referenced the budget summary page 7. He stated that the budget detail was located on page 44 of the Budget Book. Mr. Morrison stated that the lion's share of the General Operating budget increase was for teachers' salaries, as directed by the State. The Proposed Beginning Budget was as follows:

FUNDS	2012-2013	2013-2014	Difference
General Operating	$143,523,288.	$156,283,669.	$ 12,760,381.
Debt Service	20,698,924.	17,619,316.	(3,079,608.)
Capital Projects	63,427,439.	54,924,882.	(8,502,557.)
Special Rev – Food Svs	10,671,046.	10,571,395.	(99,651.)
Special Rev – Other	12,513,631.	13,141,252.	627,621.
Internal Service	22,712,822.	21,556,183.	(1,156,639.)
Enterprise Fund	1,293,963.	1,272,139.	(21,824.)
Grand Total	**$274,841,113.**	**$275,368,836.**	**$527,723.**

VII. Public Hearing on Proposed Budget – Chairman Johnson

Public Hearing

Chairman Johnson asked the Superintendent if the Public Hearing was properly advertised in accordance with State Statutes. Dr. Adams said, "Yes". Chairman Johnson recessed the meeting to conduct the Public Hearing.

Chairman Johnson announced that the Public Hearing was in session. She asked Dr. Adams if there were any written responses to be read. Dr. Adams said, "No". The public was invited to address this issue.

Hearing no requests to speak, Chairman Johnson announced that the Public Hearing was conducted pursuant to notice and that ample opportunity to address this issue was provided to all. The Board meeting was reconvened.

VIII. Motion for Adoption of Budget – Chairman Johnson

Superintendent recommended approval of 2013-2014 School District of Indian River County's Budget by Resolution #2014-05. Mr. Morrison read aloud, Resolution 2014-05. Chairman Johnson called for a motion. Mrs. Disney-Brombach moved approval of Resolution 2014-05 adopting the fiscal year 2013-14 beginning budget as presented at this meeting. Ms. Jimènez seconded the motion. Chairman Johnson called for a roll call vote as follows:

Mr. McCain	Yes
Mrs. Disney-Brombach	Yes
Ms. Jimènez	Yes
Chairman Johnson	Yes

Vote was unanimous in favor of the motion, with a 4-0 vote.

IX. Closing Comments – Dr. Adams/Mr. Morrison

Dr. Adams thanked the taxpayers for supporting the separate millage. She stated that the School District recently paid off debt bonds. Dr. Adams said that there was a lot of team effort in making this District fiscally responsible through the past, economic setbacks. Chairman Johnson echoed Dr. Adams. She said that the District had very capable staff and thanked everyone for their efforts.

X. Adjournment – Chairman Johnson

With no further business, the meeting adjourned at approximately 5:26 p.m.

The District School Board of Indian River County met on September 9, 2013, at 6:00 p.m. The business meeting was held in the Teacher Education Center located at the J.A. Thompson Administrative Center, 1990 25th Street, Vero Beach, Florida 32960. District School Board Members attending were: Chairman Carol Johnson, Vice Chairman Claudia Jimènez, and Board Members: Matthew McCain and Karen Disney-Brombach. Dr. Frances J. Adams, Superintendent of Schools; and Suzanne D'Agresta, School Board Attorney, were also present.

Business Meeting Minutes

I. Meeting was called to order by Chairman Johnson.

II. Invocation was given by Chairman Johnson.

III. PLEDGE OF ALLEGIANCE TO THE FLAG AND PRESENTATION OF COLORS BY Sebastian River High School Naval Junior ROTC under the command of Master Gunnery Sergeant James R. O'Neal United States Marine Corp (Retired).

IV. ADOPTION OF ORDERS OF THE DAY

Chairman Johnson called for a motion. Mrs. Disney-Brombach moved approval of the Orders of the Day, with the deletion of Consent C. Ms. Jimènez seconded the motion and it carried unanimously, with a 4-0 vote.

V. PRESENTATIONS

No presentations

VI. CITIZEN INPUT

No requests to speak

VII. CONSENT AGENDA

Chairman Johnson called for a motion. Ms. Jimènez moved approval of the Consent Agenda, with the deletion of Consent C. Mr. McCain seconded the motion and it carried unanimously, with a 4-0 vote.

A. Approval of Minutes

1. Special Meeting for Personnel held 8/19/2013
2. Administrative Building Options Discussion held 8/27/2013
3. Special Meeting for Executive Session held 8/27/2013
4. Business Meeting held 8/27/2013

(Minutes will be available prior to the meeting)

Superintendent recommended approval.

B. Approval of Personnel Recommendations – Mr. Fritz

Attached was a list of personnel recommendations that included personnel additions, terminations, and/or changes. Superintendent recommended approval.

C. Approval of Revised 2013-2014 Instructional Salary Schedule – Mr. Fritz
(Deleted)

VIII. ACTION AGENDA

A. Approval of Master Inservice Plan – Mr. Rynberg

Pursuant to Sections 1011.22, 1012.98, and 1011.62 of the Florida Statutes and Board of Education Rule 6A-5071, each District shall develop and maintain an inservice education and training program for all employees based on an assessment of training needs in the District and local schools. The proposed Master Inservice Plan included changes detailed on the cover page of the attachment and highlighted within the draft. A copy of the entire plan was available in the Curriculum and Instruction Department. Superintendent recommended approval.

Mr. Rynberg stated that there were five changes to the Plan: 1- Clarification of verbiage for professional development being the same as professional growth; 2 - Cconsideration to further define the purpose of the plan as an "Analysis and Evaluation of Professional Development"; 3 - Time changed from two weeks to four weeks for more time to sign up for professional development; 4 - Submission of artifacts after taking professional development, as a follow up to Florida Department of Education audit corrective action; 5 – Increase the number of possible inservice credit hours from 10 to 20 for being a peer mentor for a teacher with 1-5 years of experience and from 20 to 40 hours for a teacher with 0-4 years of experience to give more opportunities for teachers to receive mentorship. Ms. Jimènez moved approval of the Master Inservice Plan. Mrs. Disney-Brombach seconded the motion and it carried with a 4-0 vote.

B. Approval of 2013 Legislative Priorities – Mrs. Disney-Brombach

Each year the District School Board established a list of priorities to identify areas of special concern for the School District. Once approved, this list would be sent to the Florida School Boards Association, the Greater Florida Consortium, and to the Local Legislative Delegation. Superintendent recommended approval.

Mrs. Disney-Brombach, School Board Legislative Liaison, spoke to the list of priorities. Ms. Jimènez moved approval of the 2013 Legislative Priorities. Mr. McCain seconded the motion and it carried unanimously, with a 4-0 vote.

IX. SUPERINTENDENT'S REPORT

Dr. Adams said that they have had a couple discussion sessions on Superintendent's Goals. She said that the Board did not decide yet on the goals; however, for the public, the goals focused on student achieve on all levels of the School District. Dr. Adams said that she attended the annual Sneaker Exchange that was organized by the Education Foundation. She reported on the ten-day student count. She said that right now the District had very flat elementary numbers but may need 5-8 more teachers because of the Class Size Amendment law. Dr. Adams said that the middle and high school enrollment figures were also relatively flat with 40 fewer students in middle schools and about 50 additional students in high schools. Dr. Adams said that the charter schools had about 100 more students.

X. DISCUSSION

No discussion items

XI. SCHOOL BOARD MEMBER MATTERS – Chairman Johnson

Ms. Jimènez reported on an email she received from the Gifford Community meeting regarding the session on Career and Technical Education that complimented School District Employees: Kristine Burr, Career Specialist at Sebastian River High School; and Christi Shields, Adult and Community Education Specialist. Ms. Jimènez spoke of the Attendance Awareness Month, a Federal Campaign regarding attendance as a critical indicator on student graduation rates. She also spoke of the upcoming symposium, Homeless and Poverty Summit at the Schumann Center and the need for full employment and a decent wage.

Mrs. Disney-Brombach mentioned the lack of air conditioning today at Gifford Middle School and thanked them for braving it through the heat.

XII. INFORMATION AGENDA

No information items

XIII. SUPERINTENDENT'S CLOSING

Dr. Adams highlighted community contributors to the Dollars for Scholars. She said that $9,000 was raised during the Sebastian River High School vs. Vero Beach High School football event. Dr. Adams said that over $8.1 million was received from the community since its inception.

XIV. ADJOURNMENT – Chairman Johnson

With no further business, the meeting adjourned at approximately 6:22 p.m.

This Page Intentionally Left Blank

CONSENT AGENDA 9/24/13

Personnel Recommendations

1. Instructional Changes

2. Instructional Leaves
   Field, Arthur John – VBHS, 9/9/13-9/23/13
   Franco, Joey – VBHS, change to 8/14/13-9/22/13
   Monroe, Andrea – Citrus, 10/14/13-2/23/14
   Stevens, Amanda – Fellsmere, 10/7/13-11/21/13
   Wood, Holly – VBHS, 9/26/13-11/22/13
3. Instructional Promotions

4. Instructional Transfers

5. Instructional Separations
   Fekete, Ilona – Sebastian Elementary, resignation 9/24/13
   Gordon, Christina – SRHS, resignation 9/17/13
   Miller, Roberta – VBHS, retirement 6/10/14, pending FRS attestation
   Mills, Janaweeze – Treasure Coast, retirement, exiting DROP 9/20/13
   Newhart, Matilda – Treasure Coast, retirement, entering DROP 9/1/13
   Schultz, Joan – Treasure Coast, retirement 9/30/13, pending FRS attestation
6. Instructional Employment
   Augenstein, Stephany – VBE, Kindergarten Teacher ~~8~~ 9/25/13
   Avers, Amber – Sebastian Elementary, 2nd Grade Teacher 9/25/13
   Callaghan, Christopher – Gifford Middle, Soccer Coach, supplement only 9/25/13
   Gold, Nanci – Pelican Island, Pre-K Teacher 9/25/13
   Guess, Chad – Highlands, Music Teacher 9/25/13
   Marginean, LeAnne – Glendale, 3rd/4th Grade Teacher 9/25/13
   McCall, Emily – SRHS, Science Teacher 9/25/13
   Morris, Kevin – SRHS, In School Suspension Teacher 9/25/13
7. Support Staff Changes
   Eriksen, Tammy – Fellsmere, from Media Assistant to ESE Self-Care Aide 9/18/13
   Hudson, Keeyetta – VBHS, from 4.0 Food Service Worker to 6.0 Food Service Worker 9/16/13
   Jones, Monica – Gifford Middle, from 6.5 Food Service Cook to 5.0 Food Service Worker 9/16/13
   Wilkison, Erica – Fellsmere, from ESE Self-Care Aide to Media Assistant 9/18/13
   Williams, Marian – VBHS, from 4.0 Food Service Worker to 6.0 Food Service Worker 9/16/13

8. Support Staff Leaves
Colson, Rene – Transportation, 8/20/13-10/9/13
Grant, Mattie – Rosewood, 8/29/13-10/14/13
Lewis, Anita – Storm Grove, 8/20/13-9/23/13
Rangel, Enedelia – Pelican Island, 9/6/13-9/22/13

9. Support Staff Promotions
Ackron, Nicholas – from VBE Custodian to Human Resources Personnel Records Specialist 9/25/13

10. Support Staff Transfers
Ellis, Angela – from SRHS 6.0 Food Service Cook to Gifford Middle 6.0 Food Service Cook 9/16/13

11. Support Staff Separations
Bonner, Jennifer – Gifford Middle, resignation 9/6/13
Douglas, Cynthia – SRHS, resignation 9/20/13
King, Ivy – Rosewood Magnet, retirement, entering DROP 4/1/14
Loudermilk, Marian – Dodgertown, resignation 9/25/13
Price, Michelle – VBE, resignation 10/7/13
Washburn, David – Physical Plant, resignation 9/27/13

12. Support Staff Employment
Boyer, Lorraine – Bus Driver 9/25/13
Devonmille, Arthur – Bus Driver 9/25/13
Hurst, Gabriel – Pelican Island, School Computer Lab Assistant 9/25/13
Karinja, Kathy – VBHS, Title 1 Teacher Assistant 9/25/13
Murphy, Teresa – Rosewood Magnet, Student Monitor 9/25/13
Reumont, Peggy - Bus Driver 9/25/13
White, James – Oslo Middle, Custodian 9/25/13
Wilson, Leon – Bus Driver 9/25/13
Wilson, Megan – VBE, Secretary I 9/25/13

13. Administrative Separations

14. Administrative Employment

15. Administrative Leaves

16. Approval of Placement in Instructional Substitute Pool
Bechtold, Katherine – Substitute Teacher 9/25/13
Clements, Chelsea – Substitute Teacher 9/25/13
Fekete, Ilona – Substitute Teacher 9/25/13
Gagnon, Michelle – Substitute Teacher 9/25/13
Malcolm, Letisha – Substitute Teacher 9/25/13
Marshall, Susan – Adult Education, Substitute Clinical Instructor 9/25/13
~~**McCall, Emily - Substitute Teacher 9/25/13**~~
Rubio, Martha – Substitute Teacher 9/25/13

Sherman, Michael - Substitute Teacher 9/25/13
Tracy-Faust, Shannon – Substitute Teacher 9/25/13
Whipple, Rory – Substitute Teacher 8/14/13

17. Approval of Placement in Support Staff Substitute Pool

This Page Intentionally Left Blank

School District of Indian River County

1990 25th Street ● Vero Beach, Florida, 32960-3395 ● Telephone: 772-564-3000 ● Fax: 772-569-0424

Frances J. Adams, Ed.D. - Superintendent

TO: Dr. Fran Adams, Superintendent
School Board Members

FROM: Bill Fritz
Asst. Supt. of Human Resources/Risk Management

Phyllis McIntyre
Certification Analyst

DATE: September 23, 2013

SUBJECT: Out-of-Field Report for Survey 2, October FTE Count 2013-2014

Attached are the *Course* and *ESOL Out-of-Field* reports and the *Not Highly Qualified* report for Survey 2, October FTE count. These reports reflect the elementary and high school teachers who are **projected** to be out-of-field for COURSE, have not met ESOL training requirements, or do not hold highly qualified teacher (HQT) status when the October FTE data is transmitted to the Florida Department of Education. The data reflects student schedules and teacher assignments and status as of Thursday, September 19, 2013. The Out-of-Field Report for middle school students will be on the October 8 Board Agenda.

State Board Rule 6A-1.0503 requires that the School Board approve these teachers "*to be employed out-of-field in an area for which specific certification is otherwise required*" before the FTE count period. Also, parents must be notified when teachers are out-of-field or if they are not highly qualified.

A few teachers are waiting for their Temporary or Professional certificates to be issued by the Florida Department of Education. They may be in-field and highly qualified by the actual FTE *date certain* which is October 18, 2013.

If you have any questions concerning these reports, please contact either of us.

Out-of-Field COURSE, ESOL Out-of-Field/Out-of-Compliance, and Not Highly Qualified Status Summary Report
Projected 2013-2014 Sem 1

Report Based on TERMS Data as of: 01:15 PM, 09/19/13

Facility	Data	Total
ALTERNATIVE CENTER FOR EDU.	Sum of CRSE Teachers Out	3
	Sum of ESOL Teachers Out	3
	Sum of Not Highly Qualified	2
BEACHLAND ELEMENTARY SCHOOL	Sum of CRSE Teachers Out	2
	Sum of ESOL Teachers Out	3
	Sum of Not Highly Qualified	2
CITRUS ELEMENTARY SCHOOL	Sum of CRSE Teachers Out	1
	Sum of ESOL Teachers Out	3
	Sum of Not Highly Qualified	0
DODGERTOWN ELEMENTARY SCHOOL	Sum of CRSE Teachers Out	0
	Sum of ESOL Teachers Out	5
	Sum of Not Highly Qualified	0
FELLSMERE ELEMENTARY SCHOOL	Sum of CRSE Teachers Out	0
	Sum of ESOL Teachers Out	12
	Sum of Not Highly Qualified	0
GLENDALE ELEMENTARY SCHOOL	Sum of CRSE Teachers Out	0
	Sum of ESOL Teachers Out	2
	Sum of Not Highly Qualified	0
HIGHLANDS ELEMENTARY SCHOOL	Sum of CRSE Teachers Out	0
	Sum of ESOL Teachers Out	5
	Sum of Not Highly Qualified	0
INDIAN RIVER CHARTER HIGH SCHL	Sum of CRSE Teachers Out	8
	Sum of ESOL Teachers Out	2
	Sum of Not Highly Qualified	6
LIBERTY MAGNET SCHOOL	Sum of CRSE Teachers Out	0
	Sum of ESOL Teachers Out	5
	Sum of Not Highly Qualified	0
NORTH COUNTY CHARTER SCHOOL	Sum of CRSE Teachers Out	0
	Sum of ESOL Teachers Out	1
	Sum of Not Highly Qualified	0
OSCEOLA MAGNET SCHOOL	Sum of CRSE Teachers Out	0
	Sum of ESOL Teachers Out	2
	Sum of Not Highly Qualified	0
PELICAN ISLAND ELEMENTARY SCHL	Sum of CRSE Teachers Out	1
	Sum of ESOL Teachers Out	2
	Sum of Not Highly Qualified	1
ROSEWOOD MAGNET SCHOOL	Sum of CRSE Teachers Out	0
	Sum of ESOL Teachers Out	0
	Sum of Not Highly Qualified	0
SEBASTIAN CHARTER JR HIGH	Sum of CRSE Teachers Out	3
	Sum of ESOL Teachers Out	5
	Sum of Not Highly Qualified	3
SEBASTIAN ELEMENTARY SCHOOL	Sum of CRSE Teachers Out	0
	Sum of ESOL Teachers Out	2
	Sum of Not Highly Qualified	0
SEBASTIAN RIVER HIGH SCHOOL	Sum of CRSE Teachers Out	8
	Sum of ESOL Teachers Out	13
	Sum of Not Highly Qualified	6

Out-of-Field COURSE, ESOL Out-of-Field/Out-of-Compliance, and Not Highly Qualified Status Summary Report
Projected 2013-2014 Sem 1

Report Based on TERMS Data as of: 01:15 PM, 09/19/13

ST. PETER'S ACADEMY	Sum of CRSE Teachers Out	0
	Sum of ESOL Teachers Out	0
	Sum of Not Highly Qualified	0
TREASURE COAST ELEMENTARY SCHL	Sum of CRSE Teachers Out	0
	Sum of ESOL Teachers Out	4
	Sum of Not Highly Qualified	0
VERO BEACH ELEMENTARY SCHOOL	Sum of CRSE Teachers Out	2
	Sum of ESOL Teachers Out	4
	Sum of Not Highly Qualified	0
VERO BEACH HIGH SCHOOL	Sum of CRSE Teachers Out	3
	Sum of ESOL Teachers Out	17
	Sum of Not Highly Qualified	3
WABASSO SCHOOL	Sum of CRSE Teachers Out	1
	Sum of ESOL Teachers Out	0
	Sum of Not Highly Qualified	1
Total Sum of CRSE Teachers Out		32
Total Sum of ESOL Teachers Out		90
Total Sum of Not Highly Qualified		24

Projected Teachers Out of Field for Courses
Semester 1 2013-2014

Report Based on TERMS Data as of: 01:15 PM, 09/19/13

School Name	Last Name	First Name	Course Number	Course Title
ALTERNATIVE CENTER FOR EDU.	BRISTOL	MONICA	2003310	PHY SCI
ALTERNATIVE CENTER FOR EDU.	KASER	DIANE	2000310	BIO 1
ALTERNATIVE CENTER FOR EDU.	WHIPPLE	RORY	0800370	PARENTING I
BEACHLAND ELEMENTARY SCHOOL	BRAUSAM	JULIE	7755040	ADV ACAD: K-5
BEACHLAND ELEMENTARY SCHOOL	BYERS	SUMMER	5012070	MATH GRADE FIVE
CITRUS ELEMENTARY SCHOOL	MARINE	DIANE	7763040	LANG THRPY: PK-5
CITRUS ELEMENTARY SCHOOL	MARINE	DIANE	7763030	SPEECH THRPY: PK-5
HIGHLANDS ELEMENTARY SCHOOL	STAFF	0	5013010	MUSIC GEN E
INDIAN RIVER CHARTER HIGH SCHL	BEINDORF	ANA	0708340	SPANISH I
INDIAN RIVER CHARTER HIGH SCHL	BEINDORF	ANA	0708350	SPANISH II
INDIAN RIVER CHARTER HIGH SCHL	DEMARCO	ANTHONY	2106420	ADV PL US GOVT/POL
INDIAN RIVER CHARTER HIGH SCHL	DEMARCO	ANTHONY	2106310	AMER GOVT
INDIAN RIVER CHARTER HIGH SCHL	DEMARCO	ANTHONY	2106310	US GOVERNMENT
INDIAN RIVER CHARTER HIGH SCHL	DEMARCO	ANTHONY	2100310	US HISTORY
INDIAN RIVER CHARTER HIGH SCHL	HUNT	CAROL	1000410	INTENS READ
INDIAN RIVER CHARTER HIGH SCHL	HUNT	CAROL	7963080	LEARNING STRATEGIES
INDIAN RIVER CHARTER HIGH SCHL	HUNT	CAROL	7963130	UNIQUE SKILLS
INDIAN RIVER CHARTER HIGH SCHL	KELLY	JESSICA	1202310	ADV PL CALCULUS AB
INDIAN RIVER CHARTER HIGH SCHL	KELLY	JESSICA	1202320	ADV PL CALCULUS BC
INDIAN RIVER CHARTER HIGH SCHL	KELLY	JESSICA	1202340	PRE-CALCULUS
INDIAN RIVER CHARTER HIGH SCHL	MANN	KARIMA	0708340	SPANISH I
INDIAN RIVER CHARTER HIGH SCHL	PINE	JON	8207420	DIGIT VID SOUND FUND
INDIAN RIVER CHARTER HIGH SCHL	THULL	KURT	1504400	BEGINNING GOLF
INDIAN RIVER CHARTER HIGH SCHL	THULL	KURT	1502410	IND DUAL SPORTS I
INDIAN RIVER CHARTER HIGH SCHL	THULL	KURT	1502420	IND DUAL SPORTS II
INDIAN RIVER CHARTER HIGH SCHL	THULL	KURT	1504410	INTER GOLF
INDIAN RIVER CHARTER HIGH SCHL	WILLIAMS	COURTNEY	1206310	GEOMETRY
INDIAN RIVER CHARTER HIGH SCHL	WILLIAMS	COURTNEY	1200700	Math Coll. Readiness
PELICAN ISLAND ELEMENTARY SCHL	DAVIS	DENISE	5010042	Language Arts 1
PELICAN ISLAND ELEMENTARY SCHL	DAVIS	DENISE	5010045	Language Arts 4
PELICAN ISLAND ELEMENTARY SCHL	DAVIS	DENISE	5010046	Language Arts 5
PELICAN ISLAND ELEMENTARY SCHL	DAVIS	DENISE	5012070	MATH GRADE FIVE
PELICAN ISLAND ELEMENTARY SCHL	DAVIS	DENISE	5012060	MATH GRADE FOUR
PELICAN ISLAND ELEMENTARY SCHL	DAVIS	DENISE	5012030	MATH GRADE ONE
PELICAN ISLAND ELEMENTARY SCHL	DAVIS	DENISE	5020020	SCIENCE
PELICAN ISLAND ELEMENTARY SCHL	DAVIS	DENISE	5020050	SCIENCE
PELICAN ISLAND ELEMENTARY SCHL	DAVIS	DENISE	5020060	SCIENCE
PELICAN ISLAND ELEMENTARY SCHL	DAVIS	DENISE	5021030	SOC STUDIES 1
PELICAN ISLAND ELEMENTARY SCHL	DAVIS	DENISE	5021060	SOC STUDIES 4
PELICAN ISLAND ELEMENTARY SCHL	DAVIS	DENISE	5021070	SOC STUDIES 5
SEBASTIAN CHARTER JR HIGH	BROOKER	RUTH	2001010	M/J ERTH/SPA SC
SEBASTIAN CHARTER JR HIGH	BROOKER	RUTH	2003010	M/J PHY SC
SEBASTIAN CHARTER JR HIGH	INGUI	WILLIAM	2106010	M/J CIVICS
SEBASTIAN CHARTER JR HIGH	INGUI	WILLIAM	2106020	M/J CIVICS ADV
SEBASTIAN CHARTER JR HIGH	INGUI	WILLIAM	2105020	M/J WORLD CULTURES
SEBASTIAN CHARTER JR HIGH	WEAVER	AMY	1000010	M/J INTENS READ (MC)
SEBASTIAN CHARTER JR HIGH	WEAVER	AMY	1008040	M/J READ 2
SEBASTIAN CHARTER JR HIGH	WEAVER	AMY	1008050	M/J READ 2 ADV

Projected Teachers Out of Field for Courses
Semester 1 2013-2014

Report Based on TERMS Data as of: 01:15 PM, 09/19/13

School Name	Last Name	First Name	Course Number	Course Title
SEBASTIAN RIVER HIGH SCHOOL	ALBERT	BRENT	1000410	INTEN READ 10/1
SEBASTIAN RIVER HIGH SCHOOL	AMY	TERRI	1503400	CARDIO COND 1 11A
SEBASTIAN RIVER HIGH SCHOOL	AMY	TERRI	1501310	FIT LIFE PE 10A
SEBASTIAN RIVER HIGH SCHOOL	AMY	TERRI	1502410	IDSPORTS 1
SEBASTIAN RIVER HIGH SCHOOL	AMY	TERRI	1503350	TEAM SPORTS 1 PE 9A
SEBASTIAN RIVER HIGH SCHOOL	HOWDER	CELESTE	1000410	INTEN READ 9/1
SEBASTIAN RIVER HIGH SCHOOL	HOWDER	CELESTE	1000410	INTEN READ 9/2
SEBASTIAN RIVER HIGH SCHOOL	LANGE	THOMAS	2100800	HIST OF AMERICAS IB
SEBASTIAN RIVER HIGH SCHOOL	LANGE	THOMAS	2100320	US HISTORY HON
SEBASTIAN RIVER HIGH SCHOOL	LANGE	THOMAS	2109310	WORLD HISTORY
SEBASTIAN RIVER HIGH SCHOOL	LOCUSON	REBECCA	1001310	ENG 1
SEBASTIAN RIVER HIGH SCHOOL	LOCUSON	REBECCA	1002300	ESOL ENG 1
SEBASTIAN RIVER HIGH SCHOOL	OMANS	JANE	1002320	ENG 3 ESOL
SEBASTIAN RIVER HIGH SCHOOL	RIGA	ELEANOR R	1001340	ENG 2
SEBASTIAN RIVER HIGH SCHOOL	RIGA	ELEANOR R	1001340	ENG 2 READING
SEBASTIAN RIVER HIGH SCHOOL	RIGA	ELEANOR R	1001370	ENG 3
SEBASTIAN RIVER HIGH SCHOOL	RIGA	ELEANOR R	1001370	ENG 3 READING
SEBASTIAN RIVER HIGH SCHOOL	RIGA	ELEANOR R	1001405	ENG 4 COL PR READING
SEBASTIAN RIVER HIGH SCHOOL	RIGA	ELEANOR R	1001405	ENG 4 COLLEGE PREP
SEBASTIAN RIVER HIGH SCHOOL	WALLACE	WILLIAM	2003340	CHEM 1
VERO BEACH ELEMENTARY SCHOOL	BOLITHO	WESLEY	7763040	LANG THRPY: PK-5
VERO BEACH ELEMENTARY SCHOOL	BOLITHO	WESLEY	7763030	SPEECH THRPY: PK-5
VERO BEACH ELEMENTARY SCHOOL	KENNEDY	MEGAN	7650130	PK DISABS: 3-5
VERO BEACH HIGH SCHOOL	DICKENS	DANIEL	1200700	Math Coll. Readiness
VERO BEACH HIGH SCHOOL	FOSMOEN	LISA	1008330	READ 3
VERO BEACH HIGH SCHOOL	WILEY	KRISTIN	1001310	ENG I
WABASSO SCHOOL	GRAFFWEG	M	7910100	READING 9-12

Projected Teachers Out of Field (OOF) or Out-Of-Compliance (OOC) for ESOL Courses
Semester 1 2013-2014

School Name	Last Name	First Name	Course #	Course Title
ALTERNATIVE CENTER FOR EDU.	LAMSCHA	MICHELLE	1000410	INTENSIVE READING
ALTERNATIVE CENTER FOR EDU.	LAMSCHA	MICHELLE	1000010	M/J INTENS READ (MC)
ALTERNATIVE CENTER FOR EDU.	SHANK	DAVID	2103010	M/J WORLD GEOG
ALTERNATIVE CENTER FOR EDU.	WHIPPLE	RORY	1506320	HOPE-PE V
BEACHLAND ELEMENTARY SCHOOL	BYERS	SUMMER	Elementary	ESOL END/CERT REQUIRED
BEACHLAND ELEMENTARY SCHOOL	DOWDELL	ASHLEY	Elementary	ESOL END/CERT REQUIRED
BEACHLAND ELEMENTARY SCHOOL	JOHNSON	ALISA	Elementary	ESOL END/CERT REQUIRED
CITRUS ELEMENTARY SCHOOL	MCLAUGHLIN	JASON	Elementary	ESOL END/CERT REQUIRED
CITRUS ELEMENTARY SCHOOL	MCVEE	KRISTEN	Elementary	ESOL END/CERT REQUIRED
CITRUS ELEMENTARY SCHOOL	O'CONNELL	MICHELLE	Elementary	ESOL END/CERT REQUIRED
DODGERTOWN ELEMENTARY SCHOOL	DUVAL	CRYSTAL	Elementary	ESOL END/CERT REQUIRED
DODGERTOWN ELEMENTARY SCHOOL	LEON	ALFREDO	Elementary	ESOL END/CERT REQUIRED
DODGERTOWN ELEMENTARY SCHOOL	LETELLIER	SARAH	Elementary	ESOL END/CERT REQUIRED
DODGERTOWN ELEMENTARY SCHOOL	MATHENY	RON	Elementary	ESOL END/CERT REQUIRED
DODGERTOWN ELEMENTARY SCHOOL	THIELMANN	KAREN	Elementary	ESOL END/CERT REQUIRED
FELLSMERE ELEMENTARY SCHOOL	BANGERT	MELISSA	Elementary	ESOL END/CERT REQUIRED
FELLSMERE ELEMENTARY SCHOOL	CARLSEN	TIFFANY	Elementary	ESOL END/CERT REQUIRED
FELLSMERE ELEMENTARY SCHOOL	COURTNEY	ASHLEY	Elementary	ESOL END/CERT REQUIRED
FELLSMERE ELEMENTARY SCHOOL	CUMMINGS	CHRISTOPHER	Elementary	ESOL END/CERT REQUIRED
FELLSMERE ELEMENTARY SCHOOL	DIMATTEO	EMILY	Elementary	ESOL END/CERT REQUIRED
FELLSMERE ELEMENTARY SCHOOL	FRAGA	SABRINA	Elementary	ESOL END/CERT REQUIRED
FELLSMERE ELEMENTARY SCHOOL	GIBERT	JASMINE	Elementary	ESOL END/CERT REQUIRED
FELLSMERE ELEMENTARY SCHOOL	GILLEN	SHANNON	Elementary	ESOL END/CERT REQUIRED
FELLSMERE ELEMENTARY SCHOOL	KLEIN	SHARON	Elementary	ESOL END/CERT REQUIRED
FELLSMERE ELEMENTARY SCHOOL	LIVINGSTON	DIANA	Elementary	ESOL END/CERT REQUIRED
FELLSMERE ELEMENTARY SCHOOL	MEJIA	KELLI	Elementary	ESOL END/CERT REQUIRED
FELLSMERE ELEMENTARY SCHOOL	WALKER	GUILLERMINA	Elementary	ESOL END/CERT REQUIRED
GLENDALE ELEMENTARY SCHOOL	GANGER	MARGARET	Elementary	ESOL END/CERT REQUIRED
GLENDALE ELEMENTARY SCHOOL	KALMEWICKI	MIRIAM	Elementary	ESOL END/CERT REQUIRED
HIGHLANDS ELEMENTARY SCHOOL	D'ALBORA	AMY	Elementary	ESOL END/CERT REQUIRED
HIGHLANDS ELEMENTARY SCHOOL	HILL	VALERIE	Elementary	ESOL END/CERT REQUIRED
HIGHLANDS ELEMENTARY SCHOOL	KESTENBAUM	ROBIN	Elementary	ESOL END/CERT REQUIRED
HIGHLANDS ELEMENTARY SCHOOL	RILEY	ALLISON	Elementary	ESOL END/CERT REQUIRED
HIGHLANDS ELEMENTARY SCHOOL	SANFORD	ZACHARY	Elementary	ESOL END/CERT REQUIRED
INDIAN RIVER CHARTER HIGH SCHL	DEMARCO	ANTHONY	2100310	US HISTORY
INDIAN RIVER CHARTER HIGH SCHL	MCCANDLESS	BRIAN	1501340	BEG WEIGHT TRAINING
LIBERTY MAGNET SCHOOL	FARRAH	BONNIE	Elementary	ESOL END/CERT REQUIRED
LIBERTY MAGNET SCHOOL	HURLEY	TERRI	Elementary	ESOL END/CERT REQUIRED
LIBERTY MAGNET SCHOOL	METCALF	MERRIN	Elementary	ESOL END/CERT REQUIRED
LIBERTY MAGNET SCHOOL	MORROW	KIMBERLY	Elementary	ESOL END/CERT REQUIRED
LIBERTY MAGNET SCHOOL	STALLINGS	JESSICA	Elementary	ESOL END/CERT REQUIRED
NORTH COUNTY CHARTER SCHOOL	MCDANIEL	TANYA	Elementary	ESOL END/CERT REQUIRED
OSCEOLA MAGNET SCHOOL	BIRNHOLZ	JILL	Elementary	ESOL END/CERT REQUIRED
OSCEOLA MAGNET SCHOOL	OBERLINK	KEVIN	Elementary	ESOL END/CERT REQUIRED
PELICAN ISLAND ELEMENTARY SCHL	BULLARD	REUN	Elementary	ESOL END/CERT REQUIRED
PELICAN ISLAND ELEMENTARY SCHL	HUDSON	AUDESTINE	Elementary	ESOL END/CERT REQUIRED
SEBASTIAN CHARTER JR HIGH	BROOKER	RUTH	Elementary	ESOL END/CERT REQUIRED
SEBASTIAN CHARTER JR HIGH	GUNKEL	GRACE	Elementary	ESOL END/CERT REQUIRED
SEBASTIAN CHARTER JR HIGH	INGUI	WILLIAM	Elementary	ESOL END/CERT REQUIRED

Elementary teachers appearing on this report currently have ELL students and have not added the ESOL endorsement or ESOL certification to their certificate.

Projected Teachers Out of Field (OOF) or Out-Of-Compliance (OOC) for ESOL Courses
Semester 1 2013-2014

Report Based on TERMS Data as of: 01:15 PM, 9/19/13

School Name	Last Name	First Name	Course #	Course Title
SEBASTIAN CHARTER JR HIGH	SUTHERLAND	HEIDI	Elementary	ESOL END/CERT REQUIRED
SEBASTIAN CHARTER JR HIGH	WEAVER	AMY	Elementary	ESOL END/CERT REQUIRED
SEBASTIAN ELEMENTARY SCHOOL	CARTER	MELISSA	Elementary	ESOL END/CERT REQUIRED
SEBASTIAN ELEMENTARY SCHOOL	HOWLE	CARLENE	Elementary	ESOL END/CERT REQUIRED
SEBASTIAN RIVER HIGH SCHOOL	BAKER	BRENDA	1700370	CRIT THINK ESOL
SEBASTIAN RIVER HIGH SCHOOL	GORDON	CHRISTINA	2003340	CHEM 1
SEBASTIAN RIVER HIGH SCHOOL	GORDON	CHRISTINA	2003310	PHYSICAL SCIENCE
SEBASTIAN RIVER HIGH SCHOOL	HOWDER	CELESTE	1000410	INTEN READ 9/1
SEBASTIAN RIVER HIGH SCHOOL	JONES	WHITNEY	1001405	ENG 4 COLLEGE PREP
SEBASTIAN RIVER HIGH SCHOOL	KAMINSKI	GERALD	7963130	UNIQUE SK
SEBASTIAN RIVER HIGH SCHOOL	LAMPKIN	SHEILA	1001310	ENG 1
SEBASTIAN RIVER HIGH SCHOOL	LOCUSON	REBECCA	1001310	ENG 1
SEBASTIAN RIVER HIGH SCHOOL	LOCUSON	REBECCA	1002300	ESOL ENG 1
SEBASTIAN RIVER HIGH SCHOOL	MCANELLY	STEVEN	2100310	US HISTORY
SEBASTIAN RIVER HIGH SCHOOL	OMANS	JANE	1002320	ENG 3 ESOL
SEBASTIAN RIVER HIGH SCHOOL	O'NEAL	JAMES	1802300	NAVAL SCI 1
SEBASTIAN RIVER HIGH SCHOOL	PETTIS	DAVID	1501360	ADV WEIGHT TRAINING
SEBASTIAN RIVER HIGH SCHOOL	PETTIS	DAVID	1501340	BEG WEIGHT TRAINING
SEBASTIAN RIVER HIGH SCHOOL	PETTIS	DAVID	1503400	CARDIO COND 1 11A
SEBASTIAN RIVER HIGH SCHOOL	PETTIS	DAVID	1503350	TEAM SPORTS 1 PE 9A
SEBASTIAN RIVER HIGH SCHOOL	RIGA	ELEANOR R	1001405	ENG 4 COL PR READING
SEBASTIAN RIVER HIGH SCHOOL	SAMOSKA	PAMELA	2003340	CHEM 1
TREASURE COAST ELEMENTARY SCHL	HONEY	CYNTHIA	Elementary	ESOL END/CERT REQUIRED
TREASURE COAST ELEMENTARY SCHL	PRATT	KATE	Elementary	ESOL END/CERT REQUIRED
TREASURE COAST ELEMENTARY SCHL	PRESTI	LISA	Elementary	ESOL END/CERT REQUIRED
TREASURE COAST ELEMENTARY SCHL	STULL	MERIDETH	Elementary	ESOL END/CERT REQUIRED
VERO BEACH ELEMENTARY SCHOOL	BERWICK	CARI	Elementary	ESOL END/CERT REQUIRED
VERO BEACH ELEMENTARY SCHOOL	GLASS	JENNIFER	Elementary	ESOL END/CERT REQUIRED
VERO BEACH ELEMENTARY SCHOOL	MOORE	JEFFREY	Elementary	ESOL END/CERT REQUIRED
VERO BEACH ELEMENTARY SCHOOL	ZISSEL	ANGELA	Elementary	ESOL END/CERT REQUIRED
VERO BEACH HIGH SCHOOL	ADAMSKI	MARY	0102300	CERAM/POT I
VERO BEACH HIGH SCHOOL	ASHCROFT	KRISTIN	0701320	FRENCH I
VERO BEACH HIGH SCHOOL	ASHCROFT	KRISTIN	0701340	FRENCH III
VERO BEACH HIGH SCHOOL	BUSH	JEFFREY	2003310	PHY SCI
VERO BEACH HIGH SCHOOL	CAMPIONE	MARIE	8207410	NEW MEDIA DIGITAL
VERO BEACH HIGH SCHOOL	DEMSICK	JOHN-PETER	1001340	ENG II
VERO BEACH HIGH SCHOOL	DICKENS	DANIEL	1200700	Math Coll. Readiness
VERO BEACH HIGH SCHOOL	DUDA	KELLEY	2100310	AMER HISTORY
VERO BEACH HIGH SCHOOL	DUES	WADE	1800300	AERO SCI I
VERO BEACH HIGH SCHOOL	DUPLESSIS	SHANNON	1001405	ENG IV College
VERO BEACH HIGH SCHOOL	FOSMOEN	LISA	1008330	READ 3
VERO BEACH HIGH SCHOOL	GROODY	MICHAEL	1200380	ALG 1-B
VERO BEACH HIGH SCHOOL	GROODY	MICHAEL	1206310	GEOMETRY I
VERO BEACH HIGH SCHOOL	HOWELL	COLBERT	1302420	INSTRU TECNQS 1
VERO BEACH HIGH SCHOOL	IHNEN	BRIAN	7963080	LRNG STRATEGIES
VERO BEACH HIGH SCHOOL	JONES	SARAH	1009300	WRIT 1
VERO BEACH HIGH SCHOOL	MCLAUGHLIN	REBECCA	1000410	INTENS READ
VERO BEACH HIGH SCHOOL	SHELBURNE	ERIC	1008330	READ 3
VERO BEACH HIGH SCHOOL	WALBORN	LISA	1008330	READ 3

Elementary teachers appearing on this report currently have ELL students and have not added the ESOL endorsement or ESOL certification to their certificate.

Projected Teachers Not Meeting NCLB Highly Qualified Teacher Status Requirements

Semester 1 2013-2014

Report Based on TERMS Data as of: 1:15 PM, 9/19/13

School Name	Last Name	First Name	Course #	Course Title	Course Status	ESOL Status	HQT Status
ALTERNATIVE CENTER FOR EDU.	BRISTOL	MONICA	2003310	PHY SCI	OUT		E
ALTERNATIVE CENTER FOR EDU.	KASER	DIANE	2000310	BIO 1	OUT		D
BEACHLAND ELEMENTARY SCHO	BRAUSAM	JULIE	ELEMENTARY	UNDOCUMENTED HQT STATUS	OUT		C
BEACHLAND ELEMENTARY SCHO	BYERS	SUMMER	ELEMENTARY	UNDOCUMENTED HQT STATUS	OUT		B
INDIAN RIVER CHARTER HIGH SCH	BEINDORF	ANA	0708340	SPANISH I	OUT		G
INDIAN RIVER CHARTER HIGH SCH	BEINDORF	ANA	0708350	SPANISH II	OUT		G
INDIAN RIVER CHARTER HIGH SCH	DEMARCO	ANTHONY	2106420	ADV PL US GOVT/POL	OUT		G
INDIAN RIVER CHARTER HIGH SCH	DEMARCO	ANTHONY	2106310	AMER GOVT	OUT		G
INDIAN RIVER CHARTER HIGH SCH	DEMARCO	ANTHONY	2106310	US GOVERNMENT	OUT		G
INDIAN RIVER CHARTER HIGH SCH	DEMARCO	ANTHONY	2100310	US HISTORY	OUT	OUT	G
INDIAN RIVER CHARTER HIGH SCH	HUNT	CAROL	1000410	INTENS READ	OUT		D
INDIAN RIVER CHARTER HIGH SCH	KELLY	JESSICA	1202310	ADV PL CALCULUS AB	OUT		G
INDIAN RIVER CHARTER HIGH SCH	KELLY	JESSICA	1202320	ADV PL CALCULUS BC	OUT		G
INDIAN RIVER CHARTER HIGH SCH	KELLY	JESSICA	1202340	PRE-CALCULUS	OUT		G
INDIAN RIVER CHARTER HIGH SCH	MANN	KARIMA	0708340	SPANISH I	OUT		D
INDIAN RIVER CHARTER HIGH SCH	WILLIAMS	COURTNEY	1206310	GEOMETRY	OUT		G
INDIAN RIVER CHARTER HIGH SCH	WILLIAMS	COURTNEY	1200700	Math Coll. Readiness	OUT		G
PELICAN ISLAND ELEMENTARY SC	DAVIS	DENISE	ELEMENTARY	UNDOCUMENTED HQT STATUS	OUT		B
SEBASTIAN CHARTER JR HIGH	BROOKER	RUTH	ELEMENTARY	UNDOCUMENTED HQT STATUS	OUT	OUT	D
SEBASTIAN CHARTER JR HIGH	BROOKER	RUTH	ELEMENTARY	UNDOCUMENTED HQT STATUS	OUT		D
SEBASTIAN CHARTER JR HIGH	INGUI	WILLIAM	ELEMENTARY	UNDOCUMENTED HQT STATUS	OUT	OUT	G
SEBASTIAN CHARTER JR HIGH	INGUI	WILLIAM	ELEMENTARY	UNDOCUMENTED HQT STATUS	OUT		G
SEBASTIAN CHARTER JR HIGH	WEAVER	AMY	ELEMENTARY	UNDOCUMENTED HQT STATUS	OUT	OUT	D
SEBASTIAN CHARTER JR HIGH	WEAVER	AMY	ELEMENTARY	UNDOCUMENTED HQT STATUS	OUT		D
SEBASTIAN RIVER HIGH SCHOOL	ALBERT	BRENT	1000410	INTEN READ 10/1	OUT		D
SEBASTIAN RIVER HIGH SCHOOL	HOWDER	CELESTE	1000410	INTEN READ 9/1	OUT	OUT	D
SEBASTIAN RIVER HIGH SCHOOL	HOWDER	CELESTE	1000410	INTEN READ 9/2	OUT		D
SEBASTIAN RIVER HIGH SCHOOL	LANGE	THOMAS	2100800	HIST OF AMERICAS IB	OUT		D
SEBASTIAN RIVER HIGH SCHOOL	LANGE	THOMAS	2100320	US HISTORY HON	OUT		D
SEBASTIAN RIVER HIGH SCHOOL	LANGE	THOMAS	2109310	WORLD HISTORY	OUT	IN	D
SEBASTIAN RIVER HIGH SCHOOL	LOCUSON	REBECCA	1001310	ENG 1	OUT	OUT	G
SEBASTIAN RIVER HIGH SCHOOL	LOCUSON	REBECCA	1002300	ESOL ENG 1	OUT	OUT	G
SEBASTIAN RIVER HIGH SCHOOL	RIGA	ELEANOR R	1001340	ENG 2	OUT		D
SEBASTIAN RIVER HIGH SCHOOL	RIGA	ELEANOR R	1001340	ENG 2 READING	OUT		D
SEBASTIAN RIVER HIGH SCHOOL	RIGA	ELEANOR R	1001370	ENG 3	OUT		D
SEBASTIAN RIVER HIGH SCHOOL	RIGA	ELEANOR R	1001370	ENG 3 READING	OUT		D
SEBASTIAN RIVER HIGH SCHOOL	RIGA	ELEANOR R	1001405	ENG 4 COL PR READING	OUT	OUT	D
SEBASTIAN RIVER HIGH SCHOOL	RIGA	ELEANOR R	1001405	ENG 4 COLLEGE PREP	OUT		D
SEBASTIAN RIVER HIGH SCHOOL	WALLACE	WILLIAM	2003340	CHEM 1	OUT		D
VERO BEACH HIGH SCHOOL	DICKENS	DANIEL	1200700	Math Coll. Readiness	OUT	OUT	D
VERO BEACH HIGH SCHOOL	FOSMOEN	LISA	1008330	READ 3	OUT	OUT	D
VERO BEACH HIGH SCHOOL	WILEY	KRISTIN	1001310	ENG I	OUT		G
WABASSO SCHOOL	GRAFFWEG	M	ELEMENTARY	UNDOCUMENTED HQT STATUS	OUT		E

Teachers are either out-of-field or have not proven subject matter competency:
A=Elem reg ed
B=Elem ESE
C=Elem reg ed or ESE out-of-field
D=Secondary reg ed
E=Secondary ESE
G=Not yet certified

SEBASTIAN RIVER HIGH SCHOOL

9001 Shark Boulevard • Sebastian, Florida 32958
Telephone: (772) 564-4170 • Fax: (772) 564-4182



Date : August 29, 2013
To : School Board Members
From : Todd Racine, Principal
Sebastian River High School
Regarding: Donation

A donation of $2,500.00 was received from Sebastian River Medical Center . The funds were donated to Sebastian River High School's athletic department.

The funds will be used for end zone painting . These funds were deposited into Sebastian River High school's internal funds account, titled athletics.

Sincerely,

Todd Racine
Principal

"You Can't Hide That Shark Pride"

Todd Racine • Principal
Dariyall Brown • Assistant Principal
Jessica Keaton • Assistant Principal
Kelly Ward • Assistant Principal
William Wilson III • Assistant Principal
Stephanie Cleveland • Guidance Counselor
Kim O'Keefe • Guidance Counselor
Wendy Palmer • Guidance Counselor
Lynn Phillips • Guidance Counselor
Enrique Valencia • Guidance Counselor

SEBASTIAN RIVER HIGH SCHOOL

9001 Shark Boulevard • Sebastian, Florida 32958
Telephone: (772) 564-4170 • Fax: (772) 564-4182

Date : August 30, 2013
To : School Board Members
From : Todd Racine, Principal
Sebastian River High School
Regarding: Donation

A donation of $3,000.00 was received from Scholastic Sports Company. The funds were donated to Sebastian River High School's athletic department.

The funds will be used for the 2013/2014 sports program book. These funds were deposited into Sebastian River High school's internal funds account, titled athletics grant.

Sincerely,

Todd Racine
Principal

OSCEOLA MAGNET SCHOOL

1110 18th Avenue S.W. • Vero Beach, Florida 32962

Telephone (772) 564-5821

Kathleen Goldstein - Principal Janice McCord - Assistant Principal



MEMORANDUM

DATE: September 3, 2013

TO: School Board Members

FROM: Kathleen Goldstein, Principal

RE: Request for Approval of Donations

The Target "Take Charge of Education" program has donated $1,494.50. These funds are being placed into our Internal Principal's Discretionary Fund. They will be used for student rewards, incentives and to assist with field trips for students with financial hardship.

Board approval is requested.

Thank you,

Kathleen Goldstein

Principal

jm

Rosewood Magnet School

3850 16th Street • Vero Beach, FL 32960
(772) 564-3840 • Fax (772) 564-3888

"A Rich Tradition, A Bright Future"

An Honor Roll School

Deborah Dillon
Principal

Date: September 6, 2013

To: School Board Members

From: Deborah J. Dillon, Principal

Regarding: Donation

Rosewood Magnet School received a donation of $2,000.00 from Rosewood Magnet PTA to offset cost of the 5th grade Sea Camp field trip.

These funds were deposited into Rosewood Magnet's internal funds.

Deborah J. Dillon, Principal

RECEIVED
SEP 10 2013
BY

SURPLUS PROPERTY RECORDS
EQUIPMENT TO RECYCLE - REVENUE GENERATING

ASSET	DESCRIPTION 1	DESCRIPTION 2	ACCOUNT ORIG VAL	ACCUM DEPR	CURR VAL	GL	FUND	SERIAL	ACQ DATE	P.O.	CNTR	BDG	ROOM	DP
00063369	VIDEO TAPE RECORDER	PANASONIC EDITI	1,204.00	1,204.00	.00	1340	500	E1HG00742	06/07/1991	96221	9999	00	RCY9	00
00063370	VIDEO TAPE RECORDER	PANASONIC EDITI	1,204.00	1,204.00	.00	1340	500	E1HG00694	06/07/1991	96221	9999	00	RCY9	00
00066122	DISH WASHER	HOBART BOOSTER/	5,990.00	5,990.00	.00	1340	530	12-1007-067H	01/14/1994	20166	9999	00	RCY9	
00069646	VIDEO TAPE RECORDER	PANASONIC MULTI	1,358.00	1,358.00	.00	1340	530	D5TC00917	11/15/1995	63673	9999	00	RCY9	00
00069647	VIDEO TAPE RECORDER	PANASONIC MILTI	1,358.00	1,358.00	.00	1340	530	D5TC00898	11/15/1995	63673	9999	00	RCY9	00
00071507	CAMCORDER	PANASONIC STUDI	1,049.70	1,049.70	.00	1340	530	J7HB00387	12/18/1997	95723	9999	00	RCY9	00
00076046	VIEWSONIC	LITEBIRD PJ875	2,959.00	2,959.00	.00	1383	530	B0C005200026	03/19/2001	00109020	9999	00	RCY9	
00076047	VIEWSONIC	LITEBIRD PJ875	2,959.00	2,959.00	.00	1383	530	B0C005200093	03/19/2001	00109020	9999	00	RCY9	
00076048	VIEWSONIC	LITEBIRD PJ875	2,959.00	2,959.00	.00	1383	530	B0C005200218	03/19/2001	00109020	9999	00	RCY9	
00077312	DATAMATION 16	PC SECURITY CAR	1,665.00	1,665.00	.00	1383	542		01/22/2002	00206104	9999	00	RCY9	
00077313	DATAMATION 16	PC SECURITY CAR	1,665.00	1,665.00	.00	1383	542		01/22/2002	00206104	9999	00	RCY9	
00077451	INFOCUS DLP	PROJECTOR	2,039.00	2,039.00	.00	1383	530	7GT14200708	01/14/2002	00206241	9999	00	RCY9	
00077452	INFOCUS DLP	PROJECTOR	2,039.00	2,039.00	.00	1383	530	7GT14300071	01/14/2002	00206241	9999	00	RCY9	
00077453	INFOCUS DLP	PROJECTOR	2,039.00	2,039.00	.00	1383	530	7GT14300085	01/14/2002	00206241	9999	00	RCY9	
00078055	DELL LAT.C510,	CLRON,P3,1.06GH	1,410.00	1,410.00	.00	1383	500	4J46H11	05/31/2002	00210682	9999	00	RCY9	
00078056	DELL LAT.C510,	CELERON,1.06GHZ	1,410.00	1,410.00	.00	1383	500	6K46H11	05/31/2002	00210682	9999	00	RCY9	
00078057	DELL LAT.C510,	CELERON,1.06GHZ	1,410.00	1,410.00	.00	1383	500	7K46H11	05/31/2002	00210682	9999	00	RCY9	
00078139	EPSON POWERLITE	VIDEO PROJECTOR	2,599.00	2,599.00	.00	1383	500	DW80260418M	06/24/2002	00211116	9999	00	RCY9	
00078226	MITA COPIER	30 SHEET DOC FE	1,995.00	1,995.00	.00	1340	530	MACHINE#ZH47007	10/15/2001	00203878	9999	00	RCY9	RM
00079585	SONY 36" VEGA	FD TRINITRON	1,028.00	1,028.00	.00	1340	530	9032659	04/30/2003	00308176	9999	00	RCY9	
00079599	SONY 36" VEGA	FD TRINITRON	1,028.00	1,028.00	.00	1340	530	9029430	04/30/2003	00308176	9999	00	RCY9	
00079603	SONY 36" VEGA	FD TRINITRON	1,028.00	1,028.00	.00	1340	530	9031543	04/30/2003	00308176	9999	00	RCY9	TV
00080232	61" NEC PLASMASYNC	TV XGA	15,569.00	15,569.00	.00	1383	530	39001499Z	10/27/2003	00403217	9999	00	RCY9	TV
00081239	DELL 3300MP PROJECTO	GARY MATTHEWS	1,599.00	1,599.00	.00	1383	500	1BVKC41	05/28/2004	00411984	9999	00	RCY9	
00083055	ELMO VISUAL PRESENTE	PROJECTOR	1,409.00	1,409.00	.00	1340	500	852021	06/28/2006	INTERNAL	9999	00	RCY9	
00083597	HP STUDENT LAPTOP IN	CORE PROCESS	1,140.00	1,140.00	.00	1383	530	CND634OTGH	11/20/2006	00704363	9999	00	RCY9	
00083599	HP STUDENT LAPTOP IN	CORE DUAL PROCE	1,140.00	1,140.00	.00	1383	530	CND634OTSC	11/20/2006	00704363	9999	00	RCY9	
00083600	HP STUDENT LAPTOP IN	CORE DUAL PROCE	1,140.00	1,140.00	.00	1383	530	CND634OTVC	11/20/2006	00704363	9999	00	RCY9	
00083601	HP STUDENT LAPTOP IN	CORE DUAL PROCE	1,140.00	1,140.00	.00	1383	530	CND634OVCK	11/20/2006	00704363	9999	00	RCY9	
00083602	HP STUDENT LAPTOP IN	CORE DUAL PROCE	1,140.00	1,140.00	.00	1383	530	CND634OV4C	11/20/2006	00704363	9999	00	RCY9	
00083603	HP STUDENT LAPTOP IN	CORE DUAL PROCE	1,140.00	1,140.00	.00	1383	530	CND634OTKL	11/20/2006	00704363	9999	00	RCY9	
00083606	HP STUDENT LAPTOP IN	CORE DUAL PROCE	1,140.00	1,140.00	.00	1383	530	CND634OTVG	11/20/2006	00704363	9999	00	RCY9	
00083607	HP STUDENT LAPTOP IN	CORE DUAL PROCE	1,140.00	1,140.00	.00	1383	530	CND634OV1R	11/20/2006	00704363	9999	00	RCY9	
00083608	HP STUDENT LAPTOP IN	CORE DUAL PROCE	1,140.00	1,140.00	.00	1383	530	CND634OV54	11/20/2006	00704363	9999	00	RCY9	
00083609	HP STUDENT LAPTOP IN	CORE DUAL PROCE	1,140.00	1,140.00	.00	1383	530	CND634OTKW	11/20/2006	00704363	9999	00	RCY9	
00083610	HP STUDENT LAPTOP IN	CORE DUAL PROCE	1,140.00	1,140.00	.00	1383	530	CND634OTPM	11/20/2006	00704363	9999	00	RCY9	
00083611	HP STUDENT LAPTOP IN	CORE DUAL PROCE	1,140.00	1,140.00	.00	1383	530	CND634OTSX	11/20/2006	00704363	9999	00	RCY9	
00083612	HP STUDENT LAPTOP IN	CORE DUAL PROCE	1,140.00	1,140.00	.00	1383	530	CND634OTWF	11/20/2006	00704363	9999	00	RCY9	
00083613	HP STUDENT LAPTOP IN	CORE DUAL PROCE	1,140.00	1,140.00	.00	1383	530	CND634OV2H	11/20/2006	00704363	9999	00	RCY9	
00083614	HP STUDENT LAPTOP IN	CORE DUAL PROCE	1,140.00	1,140.00	.00	1383	530	CND634OV7N	11/20/2006	00704363	9999	00	RCY9	
00083615	HP STUDENT LAPTOP IN	CORE DUAL PROCE	1,140.00	1,140.00	.00	1383	530	CND634OTMK	11/20/2006	00704363	9999	00	RCY9	
00083616	HP STUDENT LAPTOP IN	CORE DUAL PROCE	1,140.00	1,140.00	.00	1383	530	CND634OTP6	11/20/2006	00704363	9999	00	RCY9	
00083617	HP STUDENT LAPTOP IN	CORE DUAL PROCE	1,140.00	1,140.00	.00	1383	530	CND634OTT1	11/20/2006	00704363	9999	00	RCY9	
00083618	HP STUDENT LAPTOP IN	CORE DUAL PROCE	1,140.00	1,140.00	.00	1383	530	CND634OTWJ	11/20/2006	00704363	9999	00	RCY9	
00083619	HP STUDENT LAPTOP IN	CORE DUAL PROCE	1,140.00	1,140.00	.00	1383	530	CND634OV3P	11/20/2006	00704363	9999	00	RCY9	
00084206	HP ULTRA SLIM DESKTO	3.4GHZ 1GB 80GB	1,082.00	1,082.00	.00	1383	500	ZUA7231GFL	06/28/2007	00710342	9999	00	RCY9	
00084207	HP ULTRA SLIM DESKTO	3.4GHZ 1GB 80GB	1,082.00	1,082.00	.00	1383	500	ZUA7231GFQ	06/28/2007	00710342	9999	00	RCY9	
00084212	HP ULTRA SLIM DESKTO	3.4GHZ 1GB 80GB	1,082.00	1,082.00	.00	1383	500	ZUA7231GFD	06/28/2007	00710342	9999	00	RCY9	
00084215	HP ULTRA SLIM DESKTO	3.4GHZ 1GB 80GB	1,082.00	1,082.00	.00	1383	500	ZUA7231GFS	06/28/2007	00710342	9999	00	RCY9	

* = ACCOUNT AND BASE ORIGINAL VALUES DIFFER

SURPLUS PROPERTY RECORDS
EQUIPMENT TO RECYCLE - REVENUE GENERATING

ASSET	DESCRIPTION 1	DESCRIPTION 2	ACCOUNT ORIG VAL	ACCUM DEPR	CURR VAL	GL	FUND	SERIAL	ACQ	ACQ DATE	P.O.	CNTR	BDG	ROOM	DP
00085337	DATAMATION CART W/ R	LAPTOP CART	1,878.00	1,252.00	626.00	1383	530	N/A		11/05/2008	009				
	TOTAL	50 RECORDS	89,978.70	89,352.70	626.00										

* = ACCOUNT AND BASE ORIGINAL VALUES DIFFER

SURPLUS PROPERTY RECORDS
AUCTION ITEMS - REVENUE GENERATING

ASSET	DESCRIPTION 1	DESCRIPTION 2	ACCOUNT ORIG VAL	ACCUM DEPR	CURR VAL	GL	FUND	SERIAL	ACQ DATE	P.O.	CNTR	BDG	ROOM	DP
00050437	FOOD MIXER	HOBART W/ATTACH	2,461.95	2,461.95	.00	1340	500	11092995	04/17/1975	01905	9999	00	ACT9	FS
00052655	FOOD MIXER	HOBART W/ATTACH	3,214.69	3,214.69	.00	1340	530	H60011175198	09/14/1977	02289	9999	00	ACT9	FS
00055382	FOOD MIXER	MIXER-30QT-CAFE	2,147.00	2,147.00	.00	1340	530		03/24/1982	00424	9999	00	ACT9	FS
00056295	SLICER	ANLIKER-CAFE	1,232.00	1,232.00	.00	1340	541		08/31/1984	23855	9999	00	ACT9	FS
00061953	FOOD PROCESSOR	ANLIKER	1,735.00	1,735.00	.00	1340	530	012690J59	04/20/1990	80843	9999	00	ACT9	FS
00064186	SHREDDER	BEARCAT CHIPPER	3,740.00	3,740.00	.00	1340	530	14-3484	05/29/1992	14601	9999		ACT9	00
00064667	MIXER	BERKEL 60 QT.	6,562.00	6,562.00	.00	1340	530	01452819	10/26/1992	21148	9999	00	ACT9	FS
00065402	FOOD PROCESSOR	FOOD PROCESSOR	2,325.00	2,325.00	.00	1340	530	JA006379	10/11/1993	31803	9999	00	ACT9	FS
00066194	CUTTER/MIXER (FOOD)	HOBART 45QT. MI	6,795.00	6,795.00	.00	1340	530	31-1019884	05/31/1994	50786	9999	0	ACT9	FS
00067389	SHREDDER	DESTROY IT 16"	8,012.00	8,012.00	.00	1340	530	1461205	12/16/1994	58835	9999	00	ACT9	
00067939	SLICER	HOBART 12" SLIC	3,075.00	3,075.00	.00	1340	530	56-1038660	05/08/1995	61921	9999	00	ACT9	FS
00068349	MIXER	HOBART 60QT MIX	8,225.00	8,225.00	.00	1340	541	11-1034-212	06/30/1995		9999	00	ACT9	FS
00072807	VB-24 LAWN MOWER	SCAGG 25HP 61"	6,950.00	6,950.00	.00	1340	530	4330375	06/10/1999	12190	9999	DR	ACT9	00
00076634	VEGGIE/FOOD PROCESSO		1,811.21	1,811.21	.00	1340	541		02/20/2001	00108171	9999	00	ACT9	FS
00077446	HOBART SLICER		1,988.35	1,988.35	.00	1340	541	56-1156149	01/14/2002	00205998	9999	00	ACT9	FS
00077532	ROBOT COUPE	FOOD PROCESSOR	2,449.00	2,449.00	.00	1340	541	2330122703	01/31/2002	00206563	9999	00	ACT9	FS
00078136	SMARTBOARD 72" W/STA	(DIR.INSTRUCTNL	1,948.00	1,948.00	.00	1383	542	SB580-55916	07/22/2002	00211238	9999	00	ACT9	28
00081784	GLOBE SLICER 3600 S	1/2 HP	2,399.00	2,399.00	.00	1340	541	370364	03/07/2005	00506577	9999	00	ACT9	FS
00082619	FEED VEG.PREP 1.5HP	MACHINE INCLUDE	1,428.00	1,428.00	.00	1340	530		03/31/2006	00607460	9999	00	ACT9	FS
	TOTAL 19 RECORDS		68,498.20	68,498.20	0.00									

FY2012/2013 POST GL1381

Fund	Asset	Depr	Func	Original Value	Accumulated Depreciation	Depreciation Expense	Asset	Description	Gain/Loss
500	1381	1388	0000	1,295.00	1,295.00	.00	00066539	LASER DISK PLAYER	.00
500	1381	1388	0000	1,510.29	1,510.29	.00	00072012	VIDEO TAPE	.00
500	1381	1388	0000	2,805.29	2,805.29	.00	* TOTAL *ACCOUNT		.00
542	1381	1388	0000	1,336.01	1,336.01	.00	00058569	MODEL	.00
542	1381	1388	0000	1,336.01	1,336.01	.00	* TOTAL *ACCOUNT		.00
				4,141.30	4,141.30	.00	* TOTAL *REQUEST		.00

ANNUAL FINANCIAL REPORT
CAPITAL ASSETS FY 2012/2013

	Balance 7/1/2011	Threshold Adjustments	Additions	Deletions	Balance 6/30/2012
Capital Assets Not Being Depreciated:					
Land	23,271,147.94	-	15,000.00	-	23,286,147.94
Land Improvements	188,739.10	-	-	4,319.09	184,420.01
Construction Work in Progress	14,274,234.75	-	22,677,254.82	7,392,333.78	29,559,155.79
Total Capital Assets Not Being Depreciated	**37,734,121.79**	**-**	**22,692,254.82**	**7,396,652.87**	**53,029,723.74**
Capital Assets Being Depreciated:					
Improvements Other Than Buildings	21,127,751.37	-	970,232.23	827,251.37	21,270,732.23
Buildings and Fixed Equipment	352,748,464.80	-	27,241,704.77	19,705,394.56	360,284,775.01
Furniture, Fixtures and Equipment	19,032,352.26	-	1,149,553.03	1,180,336.28	19,001,569.01
Motor Vehicles	10,558,869.02	-	1,099,294.00	201,776.04	11,456,386.98
Property Under Capital Lease	1,941,691.32	-	-	-	1,941,691.32
Audio-Visual Materials	4,141.30	-	-	-	4,141.30
Computer Software	4,236,202.98	-	66,385.80	290,306.59	4,012,282.19
Total Capital Assets Being Depreciated	**409,649,473.05**	**-**	**30,527,169.83**	**22,205,064.84**	**417,971,578.04**
Total Capital Assets (Not on AFR Notes)	**447,383,594.84**	**-**	**53,219,424.65**	**29,601,717.71**	**471,001,301.78**
Less Accumulated Depreciation for:					
Improvements Other Than Buildings	11,505,194.98	-	1,036,544.31	455,099.90	12,086,639.39
Buildings and Fixed Equipment	92,043,520.95	-	9,839,888.04	2,230,307.70	99,653,101.29
Furniture, Fixtures and Equipment	14,685,139.26	-	1,497,015.82	1,146,004.98	15,036,150.10
Motor Vehicles	4,956,474.46	-	877,011.78	181,598.44	5,651,887.80
Property Under Capital Lease	202,259.51	-	97,084.57	-	299,344.08
Audio-Visual Materials	4,141.30	-	-	-	4,141.30
Computer Software	3,644,281.36	-	211,187.50	280,465.30	3,575,003.56
Total Accumulated Depreciation	**127,041,011.82**	**-**	**13,558,732.02**	**4,293,476.32**	**136,306,267.52**
Total Capital Assets Being Depreciated, Net	**282,608,461.23**	**-**	**16,968,437.81**	**17,911,588.52**	**281,665,310.52**
Government Activities Capital Assets, Net	**320,342,583.02**	**-**	**39,660,692.63**	**25,308,241.39**	**334,695,034.26**

This Page Intentionally Left Blank

SDIRC 2013-21: Athletic Supplies, Equipment and Uniforms: District Wide
Requested By: Athletic Departments
Fund: General Fund Estimated Expenditure: $87,000.00

Bids were opened at 2:00 p.m. on May 29, 2013 for athletic supplies, equipment and uniforms. In order to meet the needs of the school system and in the best interest of the School Board, award is to all bidders who submitted catalogs and offered a single fixed percentage discount. Invitation to bid was sent to sixty-six (66) vendors and we received seventeen (17) responses and four (4) "No Bid". The results are as follows:

SECTION I + SECTION II
VENDOR'S AND MANUFACTURER'S CATALOG
SINGLE FIXED PERCENTAGE DISCOUNT OFF
SUPPLIES AND EQUIPMENT

Bidder	Vendor Catalog Supplies	Vendor Catalog Equip.	Mfg. Catalog Supplies	Mfg. Catalog Equip.
10S Tennis	5-10%	5-10%	5-10%	5-10%
Alert Services Inc.	10%	10%	-	-
Aluminum Athletic Equip Co.	15%	15%	-	-
Blue Moose Tees	0%	-	0%	-
11. Champion Sports	-	-	0%	-
23. New Era	-	-	0%	-
34. Badger	-	-	0%	-
35. Augusta	-	-	0%	-
36. Holloway	-	-	0%	-
37. Sport-Tek	-	-	0%	-
38. Port & Company	-	-	0%	-
39. Gildan	-	-	0%	-
40. Anvil	-	-	0%	-
41. Jerzees	-	-	0%	-
BSN, Passon's & US Games	10%	10%	10%	10%
2. Adams	-	-	25%	25%
7. Athletic Specialties	-	-	15%	15%
9. Brine	-	-	15%	15%
11. Champion Sports	-	-	10%	10%
12. Cliff Keen	-	-	25%	25%
14. Easton	-	-	10%	10%
15. High Five	-	-	15%	15%
19. Louisville Slugger	-	-	10%	10%
20. Martin	-	-	10%	10%
21. Mizuno	-	-	25%	25%
23. New ERA	-	-	15%	15%
25. Rawlings	-	-	40%	40%
26. Rhino	-	-	10%	10%
28. Spaulding	-	-	10%	10%
29. Stromgren	-	-	25%	25%
30. Tachikara	-	-	15%	15%
32. Wilson	-	-	30%	30%
34. Schutt	-	-	20%	20%

Bidder	Vendor Catalog Supplies	Vendor Catalog Equip.	Mfg. Catalog Supplies	Mfg. Catalog Equip.
Cannon Sports	5%	5%	-	-
2. Adams	-	-	5%	5%
9. Brine	-	-	5%	5%
11. Champion Sports	-	-	5%	5%
12. Cliff Keen	-	-	5%	5%
13. Cramer	-	-	5%	5%
14. Easton	-	-	5%	5%
17. Jugs	-	-	5%	5%
18. Korney Board Aids	-	-	5%	5%
25. Rawlings	-	-	5%	5%
28. Spaulding	-	-	5%	5%
30. Tachikara	-	-	5%	5%
32. Wilson	-	-	5%	5%
34. Mueller	-	-	5%	5%
Gilman Gear	5%	5%	-	-
Henry Schein	15%	15%	-	-
Lakeshore Learning	5%	5%	-	-
Medco Supply	10%	10%	10%	10%
NEFF Motivation	5%	5%	-	-
Riddell	10%	10%	-	-
S & S World Wide	16%	16%	-	-
School Health (Sports)	12.5%	12.5%	-	-
Scott's Sporting Goods	0%	0%	0%	-
2. Adams	-	-	0%	-
3. AHI	-	-	0%	-
4. Arrow	-	-	0%	-
5. Athletic Bag Co.	-	-	10%	-
6. Athletic Connection	-	-	0%	0%
7. Athletic Specialties	-	-	0%	-
8. Baden	-	-	0%	-
9. Brine	-	-	10%	-
10. Bike	-	-	20%	-
11. Champion Sports	-	-	20%	-
12. Cliff Keen	-	-	0%	-
13. Cramer	-	-	0%	-
14. Easton	-	-	0%	-
15. High Five	-	-	20%	-
16. Johnson & Johnson	-	-	0%	-
17. Jugs	-	-	0%	0%
18. Korney Board Aids	-	-	0%	-
19. Louisville Slugger	-	-	0%	-
20. Martin	-	-	15%	-
21. Mizuno	-	-	15%	-
22. Neumann	-	-	0%	-
23. New ERA	-	-	0%	-
24. Riddell	-	-	NO BID	NO BID
25. Rawlings	-	-	20%	-
26. Rhino	-	-	0%	-
27. Russell	-	-	20%	-
28. Spalding	-	-	0%	0%

Bidder	Vendor Catalog Supplies	Vendor Catalog Equip.	Mfg. Catalog Supplies	Mfg. Catalog Equip.
29. Stromgren	-	-	0%	-
30. Tachikara	-	-	0%	-
31. Umgro	-	-	0%	-
32. Wilson	-	-	20%	20%
33. Zonas	-	-	0%	-
34. Adidas	-	-	20%	-
35. Atec	-	-	20%	20%
36. AAI	-	-	0%	0%
37. ALL Star	-	-	0%	-
38. Accusplit	-	-	0%	-
39. Athletic Decal Co	-	-	0%	-
40. Asics	-	-	20%	-
41. Alleson Athletic	-	-	20%	-
42. Brute	-	-	20%	-
43. Blazer	-	-	10%	-
44. Bison	-	-	0%	0%
45. Carro Net	-	-	0%	-
46. Champro	-	-	20%	-
47. Cascade	-	-	0%	-
48. CEI	-	-	0%	-
49. Diamond Sports	-	-	0%	-
50. Dudley	-	-	0%	-
51. Demarini	-	-	20%	-
52. Frazier Sports	-	-	0%	-
53. Fisher	-	-	0%	0%
54. Gill Track & Field	-	-	0%	0%
55. Gatorade	-	-	0%	-
56. Gared Sports	-	-	0%	0%
57. Goal Sports	-	-	0%	-
58. Markwort	-	-	0%	-
59. Martin Kilpatrick	-	-	0%	0%
60. Max Bats	-	-	0%	-
61. Mueller	-	-	0%	-
62. Outdoor Cap	-	-	20%	-
63. Pukka	-	-	15%	-
64. Pacific Headwear	-	-	20%	-
65. Pep Co. Pom	-	-	0%	-
66. Rip It	-	-	0%	-
67. Richardson Cap Co.	-	-	20%	-
68. Sportline	-	-	0%	-
69. Shock Doctor/Cutters Gloves	-	-	15%	-
70. Tandem Sports	-	-	10%	-
71. TSI	-	-	0%	-
72. Under Armour	-	-	20%	-
73. Worth	-	-	20%	-
74. Xenith	-	-	0%	-
75. Trigon Sports	-	-	N/A	-
76. Douglas	-	-	0%	-
77. Valeo	-	-	0%	-
78. McDavid	-	-	20%	-

Bidder	Vendor Catalog Supplies	Vendor Catalog Equip.	Mfg. Catalog Supplies	Mfg. Catalog Equip.
79. Schutt	-	-	0%	-
80. Power Max	-	-	0%	0%
81. Porter	-	-	0%	0%
82. First Team Sports	-	-	0%	0%
Sportime (School Specialty)	15%	15%	-	-
Varsity Spirit Fashions	10%	10%	10%	10%

SECTION III
ATHLETIC UNIFORMS
SINGLE FIXED PERCENTAGE + Addition / - Deduction

BIDDER	Uniforms
10S Tennis Supply	-
Alert Service Inc.	-
Aluminum Athletic Equipment Co.	-
Blue Moose Tees:	
6U. Champion	-0%
28U. Gildan	-0%
29U. Bella	-0%
30U. Badger	-0%
31U. Holloway	-0%
32U. Jerzees	-0%
33U. Sport-Tek	-0%
34U. Port & Company	-0%
BSN Sports, Passon's Sports, & US Games:	
1U. Adidas	-30%
6U. Champion	-35%
7U. Cliff Keen	-25%
9U. Don Allison	-30%
10U. High Five	-20%
11U. McDavid	-15%
14U. New ERA	-15%
15U. Nike	-35%
16U. Rawlings	-30%
19U. Richardson	-30%
22U. Soffe	-15%
23U. Speed Line	-20%
28U. Under Armour	-35%
29U. Badger	-30%
30U. Holloway	-20%
31U. Pro Celebrity	-10%
32U. Tonix	-10%
33U. Wilson	-25%
Cannon Sports	-
Gilman Gear	-
Henry Schein	-
Medco Supply	-
NEFF Motivation	-5%

BIDDER	Uniforms
Riddell	-10%
School Health (Sports)	-
Scott's Sporting Goods	
1U. Adidas	-20%
2U. Admiral	-0%
5U. Cannon	-0%
6U. Champion	-0%
7U. Cliff Keen	-0%
8U. DeLong (Letter Jackets)	-0%
9U. Don Allison (now Alleson Athletics)	-0%
10U. High Five	-0%
12U. MacGregor	-0%
14U. New ERA	-0%
15U. Nike	-
16U. Rawlings	-20%
17U. Reebok	-10%
18U. Riddell	-
19U. Richardson	-20%
20U. Russell Athletic	-20%
21U. Sand-Knit/Ripon	-0%
22U. Soffe	-0%
23U. Speed Line	-0%
24U. Sports Bell	-0%
25U. Universal	-0%
26U. Umbro	-0%
27U. Venus	-0%
28U. A4	-0%
29U. Adams	-0%
30U. Asics	-0%
31U. Augusta	-20%
32U. Alpha	-0%
33U. Broder Bros.	-0%
34U. Brooks/Russell	-20%
35U. Brute	-20%
36U. Bristol	-0%
37U. Badger	-20%
38U. Bodel & Rhodes	-0%
39U. BAW	-20%
40U. Cliff Keen	-0%
41U. Game Gear/Cobblestones	-20%
42U. Charles River	-0%
43U. Champro	-20%
44U. Dalco	-0%
45U. Easton Sports	-0%
46U. Eagle	-0%
47U. Edward's Apparel	-20%
48U. Fit to Win	-0%
49U. Holloway	-20%
50U. Hartwell	-0%
51U. Hind	-20%
52U. Kaepa	-0%

Scott's Sporting Goods (continued)	
53U. Louisville Slugger	-0%
54U. Mizuno	-20%
55U. ManHow	-5%
56U. Motion Athletic	-0%
57U. Capezio	-0%
58U. Pro Celebrity	-20%
59U. Pizzazz	-0%
60U. Boxer Craft	-0%
61U. Rock Creek	-0%
62U. Rennock	-0%
63U. Pro Feet	-0%
64U. San Mar	-15%
65U. Signature	-0%
66U. Stitchmaker	-0%
67U. Tonix	-20%
68U. Twin City	-0%
69U. TeamWork	-20%
70U. Under Armour	-20%
71U. Virgina T's	-15%
72U. Wilson	-20%
73U. Ripon	-0%
74U. Worth	-20%
75U. Dunbrooke	-10%
76U. Tri-Mountain	-0%
School Specialty /Sportime	-
S&S Worldwide	-
Varsity Spirit Fashions	-10%

Legend: Award _____ Reject ( )

Award is recommended to all bidders listed meeting specifications, terms and conditions.

Failure to file a protest with the time prescribed in Florida Statutes 120.57(3) or failure to post a bond or other security required by law within the time allowed for filing a bond shall constitute a waiver or proceedings under Chapter 120, Florida Statutes.

BILL OF SALE OF UTILITY FACILITIES
TO
THE CITY OF FELLSMERE, FLORIDA

(when constructed within existing easement or road rights of way)

KNOW ALL MEN BY THESE PRESENTS, that:

The School Board of Indian River County, the primary address of which is: **1990 25th Street, Vero Beach, FL 32960**, hereinafter called GRANTOR, in consideration of value received, the receipt and sufficiency of which is hereby acknowledged, has and does hereby grant, bargain, sell, alien, remise, release, convey, and confirm unto **THE CITY OF FELLSMERE**, a political subdivision of the State of Florida, whose address is 22 S. Orange Street Fellsmere, Fl. 32948, hereinafter called GRANTEE, and further sells, assigns or conveys title to all utility facilities now installed by or on behalf of GRANTOR, to-wit:

SEE EXHIBIT "A" ATTACHED HERETO AND MADE A PART HEREOF

which utilities are located in existing easements or road rights of way further identified as:

Orange Street, Cypress Street, Magnolia Street, Maple Street and Marian Fell Library Lot

---

TO HAVE AND TO HOLD the same unto GRANTEE forever, and GRANTOR hereby warrants to the GRANTEE that it has free and unencumbered title to the above-described facilities, that all persons or entities which have supplied labor or materials with respect to these facilities have been paid in full, that none of them has any claim whatsoever with respect thereto, and that the GRANTOR has full authority to make this conveyance and will warrant and defend the sale of said chattels and utility facilities hereby made unto GRANTEE against the lawful claims and demands of all persons whomsoever.

GRANTOR hereby further warrants that should the above described utility facilities fail or otherwise become defective during a period of one year from the date of acceptance of same by GRANTEE, due to defective materials or workmanship, GRANTOR shall upon each occasion be responsible in all respects for such failure or defect and shall correct same at GRANTOR's sole cost and without expense to GRANTEE upon reasonable notice by GRANTEE. GRANTOR shall be solely liable and shall save GRANTEE harmless from any direct or consequential damage attributable to such failure or defect. GRANTOR hereby also assigns all its right, title, and interest in and to manufacturer's or supplier's warranties with respect to the described facilities.

IN WITNESS WHEREOF, the GRANTOR has herein set its hand and seal the day and year written below.

(CONT.)

IN WITNESS THEREOF, the SCHOOL BOARD OF INDIAN RIVER COUNTY, FLORIDA, has caused these presents to be signed by its Chairman by and with the authority of the School Board of Indian River County, Florida, this _____ day of _____, 2013.

SCHOOL BOARD OF INDIAN RIVER COUNTY, FLORIDA

By:_____
Carol Johnson, Chairman

Attest:_____
Dr. Fran Adams, Superintendent of Schools for the School Board of Indian River County, Florida

STATE OF FLORIDA
COUNTY OF INDIAN RIVER

The foregoing instrument was sworn to and subscribed before me this _____ day of _____, 2013, by Carol Johnson, Chairman of the SCHOOL BOARD OF INDIAN RIVER COUNTY, FLORIDA, on behalf of same, who is personally known to me.

My Commission Expires: sign _____

Notary Public

printed name:_____

Commission #_____

Attachments: Utility "EXHIBIT" as Indicated on Page 1 of 2

EXHIBIT 'A'
ENGINEER'S COST CERTIFICATION TO
THE CITY OF FELLSMERE FOR
SCHOOL DISTRICT OF INDIAN RIVER COUNTY
FELLSMERE ELEMENTARY SCHOOL RENOVATIONS
OFF-SITE WATER AND WASTEWATER UTILITIES
September 3, 2013

I, Patrick S. Walther, P.E., a Florida Registered Engineer, License No. 39667, do hereby certify that this cost estimate has been prepared under my responsible direction for the Off-Site Water and Wastewater Improvements listed below and that the total cost estimated for said improvements is **$33,750.00**. This estimate has been prepared, in part, for the purposes of establishing the value of utilities to be dedicated to The City of Fellsmere, installed in substantial conformance with the approved Utility Construction Plans for the Fellsmere Elementary School.

PATRICK S. WALTHER LICENSE No. 39667 STATE OF FLORIDA PROFESSIONAL ENGINEER

Pat S. Walther 9/6/13

(seal) Patrick S. Walther, P.E. #39667 Date

ITEM NO.	DESCRIPTION	QUANTITY	UNIT	UNIT PRICE	TOTAL AMOUNT
1.00 POTABLE WATER MAIN TO FIRE SERVICE					
1.01	Installation Labor	1	LS	$8,695.00	$8,695.00
1.02	6" x 6" Stainless Steel Tapping Sleeve	1	EA	$480.00	$480.00
1.03	6" Tapping Valve	1	EA	$667.00	$667.00
1.04	Valve Box	1	EA	$83.00	$83.00
1.05	6" C-900, DR-14 PVC	20	LF	$6.00	$120.00
1.06	6" M.J. 90° Bend	1	EA	$142.00	$142.00
1.07	6" DIP, PE x Flange	6	LF	$52.83	$317.00
1.08	6" Flanged 90° Bend	1	EA	$192.00	$192.00
				SUBTOTAL =	**$10,696.00**
2.00 NEW LIFT STATION POTABLE WATER SERVICE					
2.01	Installation Labor	1	LS	$3,500.00	$3,500.00
2.02	6" x 1" IPS Brass Tapping Saddle	1	EA	$115.00	$115.00
2.03	1" Brass Ball Corp Valve	1	EA	$45.00	$45.00
2.04	1" CTS PE Tubing	190	EA	$1.05	$199.99
2.05	1" CTS Coupler	1	EA	$15.01	$15.01
2.06	1" x 3/4" Angle Curb Stop	1	EA	$61.00	$61.00
2.07	"CDR" Meter Box	1	EA	$65.00	$65.00
2.08	1" RPZ Backflow Preventer	1	EA	$188.00	$188.00
				SUBTOTAL =	**$4,189.00**

ITEM NO.	DESCRIPTION	QUANTITY	UNIT	UNIT PRICE	TOTAL AMOUNT
3.00	**NEW 2" POTABLE WATER SERVICE**				
3.01	Installation Labor (Including Directional Bore)	1	LS	$3,960.00	$3,960.00
3.02	6" x 2" IPS Brass Tapping Saddle	1	EA	$137.00	$137.00
3.03	2" Brass Ball Corp Valve	1	EA	$152.00	$152.00
3.04	2" CTS PE Tubing	60	EA	$1.83	$110.00
3.05	2" Angle Curb Stop	1	EA	$215.00	$215.00
3.06	"CDR" Meter Box	1	EA	$148.00	$148.00
				SUBTOTAL =	**$4,722.00**
4.00	**LIBRARY LIFT STATION AND FORCE MAIN**				
4.01	Installation Labor	1	LS	$3,960.00	$3,960.00
4.02	Simplex Grinder Station	1	EA	$5,756.00	$5,756.00
4.03	2" PVC Force Main	95	LF	$0.57	$54.00
4.04	2" PVC Fittings	1	LS	$65.00	$65.00
4.05	Manual Air Release Valve	1	EA	$135.00	$135.00
4.06	2" HDPE Force Main	160	LF	$1.80	$288.00
4.07	4" x 2' Tie-In Fittings	1	EA	$47.00	$47.00
				SUBTOTAL =	**$10,305.00**
5.00	**ORANGE STREET FORCE MAIN TIE-IN**				
5.01	Installation Labor	1	LS	$2,845.00	$1,422.50
5.02	6" x 4" Stainless Steel Tapping Sleeve	1	EA	$885.00	$885.00
5.03	4" Tapping Valve	1	EA	$481.50	$481.50
5.04	Valve Box	1	EA	$83.00	$83.00
5.05	4" PVC Force Main	20	LF	$6.50	$130.00
5.06	4" MJ 45° Bend	2	EA	$206.50	$413.00
5.07	4" MJ Tee	1	EA	$388.00	$388.00
5.08	4" MJ Plug	1	EA	$35.00	$35.00
				SUBTOTAL =	**$3,838.00**

TOTAL UTILITY VALUE INSTALLED IN CITY R-O-W OR PROPERTY =	**$33,750.00**

Efficiency and Effectiveness

1. **The district has established and implemented accountability mechanisms to ensure the performance, efficiency, and effectiveness of the safety and security program.**

Indicators of Meeting the Best Practice

a. The district has clearly stated goals and outcome-based, measurable, objectives for the program that reflect the intent (purpose) of the program and address the major aspects of the program's purpose and expenditures.	Yes X	No	In Progress	N/A
b. The district uses appropriate performance and cost-efficiency measures and interpretive benchmarks to evaluate the school safety and security program and uses these in management decision making. [1, 2]	Yes X	No	In Progress	N/A
c. The district regularly conducts an assessment of performance and cost of the safety program and analyzes the potential cost savings of alternatives, such as outside contracting and privatization. [3]	Yes X	No	In Progress	N/A

Related Statutes and Rules

Does the District Meet the Best Practice (explain if applicable)	Yes	No	In Progress	N/A
	X			

Strategies and Actions to Be Taken

Fiscal Impact and Timeline

[1] This means that in budgeting and shifting resources the district considers several factors including goals, objectives, critical safety needs, and past performance of safety initiatives.

[2] Performance measures should include appropriate comparisons with peer districts in areas such as safety and discipline incidents, etc.

[3] This assessment would include examining whether the overall safety program and individual safety initiatives (such as DARE or Crime Watch) are achieving the outcomes they are expected to achieve.

Efficiency and Effectiveness

2. **The district ensures the accuracy of its discipline and safety and security related data and reports accurate data to the Department of Education.**

Indicators of Meeting the Best Practice

a. The district and its schools have a process in place to collect, revise, and update the appropriate data for the School Environmental Safety Incident Report (SESIR) system. [4]	Yes X	No	In Progress	N/A
b. The district and its schools have a process in place to collect, revise, update and ensure the accuracy of the discipline data.	Yes X	No	In Progress	N/A
c. The district has established and implemented strategies to ensure the reliability of SESIR, discipline, and other safety and security program data.	Yes X	No	In Progress	N/A

Related Statutes and Rules

ss. 1006.09(8) and 1006.13(3), *F.S.*

Does the District Meet the Best Practice (explain if applicable)	Yes	No	In Progress	N/A
	X			

Strategies and Actions to Be Taken

Fiscal Impact and Timeline

[4] The district uses the state-approved reporting form if available. If the state form is not available, the district develops its own form based on some standardized criteria such as the Uniform Crime Reports.

Efficiency and Effectiveness

3. **The district regularly reviews the organizational structure and staffing levels of the safety and security program and minimizes unnecessary administrative layers and processes.**

Indicators of Meeting the Best Practice

a.	The district has a process in place to determine the staffing levels necessary to ensure that staff can respond to safety crises.	Yes X	No	In Progress	N/A
b.	On at least an annual basis, the district uses applicable comparisons and/or benchmarks and reviews the program's organizational structure and staffing levels to minimize administrative layers and processes.	Yes X	No	In Progress	N/A
c.	The program structure includes reasonable lines of authority and spans of control given the responsibilities of each organizational unit.	Yes X	No	In Progress	N/A
d.	In conducting its staffing review, the district obtains broad stakeholder input.	Yes X	No	In Progress	N/A
e.	The district reports organizational structure and administrative staffing review findings in writing and distributes these findings to school board members.	Yes X	No	In Progress	N/A

Related Statutes and Rules

Does the District Meet the Best Practice (explain if applicable)	Yes X	No	In Progress	N/A
Strategies and Actions to Be Taken				
Fiscal Impact and Timeline				

Safety Planning

4. **The district has implemented a school safety plan that includes district wide emergency and safety procedures and identifies those responsible for them.**

Indicators of Meeting the Best Practice

	Yes	No	In Progress	N/A
a. The district has a school safety plan that includes goals and procedures to ensure that students are in orderly, disciplined classrooms conducive to learning.	X			
b. The district has implemented a comprehensive school safety plan that establishes emergency and safety procedures for school and district employees and students to follow. At a minimum, the plan addresses • the evaluation of the principal's performance regarding school safety, monitoring and evaluating the implementation of the plan at the school level, and coordinating with local law enforcement and the Department of Juvenile Justice; [5] • the roles and responsibilities of the school principal and other administrators, teachers, and other school personnel for restoring, if necessary, and maintaining a safe, secure, and orderly school environment; • the roles and responsibilities of the transportation staff for restoring, if necessary, and maintaining a safe, secure, disciplined, and orderly bus environment; • the goals and objectives of the school resource officers, if any; • the mechanisms for identifying and serving the needs of students most at risk for engaging in disruptive and disorderly behavior; • arrangements to work with local emergency officials; [6] • safety issues and policies at school-sponsored events; [7] and • processes by which the district will instruct parents and the local community as to how to respond to an emergency situation. [8]	X			

Related Statutes and Rules

ss. 1006.10 and 1002.20(22), *F.S.*

Does the District Meet the Best Practice (explain if applicable)	Yes	No	In Progress	N/A
	X			
Strategies and Actions to Be Taken				
Fiscal Impact and Timeline				

[5] Principals may be evaluated on criteria such as the school climate report and school incident reports.

[6] Including, but not limited to, law enforcement, fire department, emergency management, hospital, mental health, health and social services agencies, court officials and the media.

[7] Such as when students are off campus at official school events.

[8] Parents and the community should be provided this information prior to an emergency through such mechanisms as newsletters and the district's website.

Safety Planning

5. **The district develops and maintains its school safety plan and emergency response procedures with stakeholder input.**

Indicators of Meeting the Best Practice

a. A broad cross-section of stakeholders including parents, community representatives, local emergency agencies, teachers, staff and students were involved in developing the comprehensive school safety plan and emergency procedures.	Yes X	No	In Progress	N/A
b. The comprehensive school safety plan and emergency procedures have been shared with appropriate emergency response agencies. [9]	Yes X	No	In Progress	N/A
c. The comprehensive school safety plan and emergency procedures have been distributed to designated administrators and staff. [10]	Yes X	No	In Progress	N/A
d. The comprehensive school safety plan and emergency procedures are reviewed and revised annually or more often if events warrant.	Yes X	No	In Progress	N/A
e. The district seeks input from local law enforcement on the level of local youth gang activity and incorporates relevant recommendations from the Florida Gang Reduction Strategy 2008 – 2012 into its safety plan.[11]	Yes X	No	In Progress	N/A

Related Statutes and Rules

s. 119.071, *F.S.*

Does the District Meet the Best Practice (explain if applicable)	Yes X	No	In Progress	N/A
Strategies and Actions to Be Taken				
Fiscal Impact and Timeline				

[9] Emergency response agencies may include the fire department, police department, hospitals, social service, and health agencies.

[10] In accordance with s. 119.071, *F.S.*, the district should take steps to ensure the confidentiality of security-related information. The district should identify those administrators and staff directly responsible for emergency response procedures, such as principals and school resource officers, and ensure that they have received copies of the safety plans. Districts may chose to disclose descriptive information regarding the safety and security plans to teachers, advisory councils, and the public. However, the district must still protect sensitive security information so as not to compromise the district's safety efforts.

[11] Please see http://www.floridagangreduction.com/flgangs.nsf/pages/Strategy, pages 34-35.

Safety Planning

6. **The district conducts an annual review of all relevant health and safety issues for each educational facility.** [12]

Indicators of Meeting the Best Practice

a. The district ensures that each educational facility conducts an assessment of the safety hazards faced at that facility by a qualified person.[13]	Yes X	No	In Progress	N/A
b. A certified fire safety inspector conducts an annual fire safety inspection of all educational and ancillary plants to ensure compliance with Florida law.	Yes X	No	In Progress	N/A
c. The district ensures that they report to the State Fire Marshall that the fire safety inspection has been completed.[14]	Yes X	No	In Progress	N/A
d. An annual inspection is conducted to determine whether educational facilities comply with the State Requirements for Educational Facilities (SREF) Chapter 5 and State Fire Marshal's Rule Chapter 69A-58, Florida Administrative Code.	Yes X	No	In Progress	N/A
e. The board submits annual fire safety reports to the State Fire Marshal's Office by June 30 of each year.	Yes X	No	In Progress	N/A

Related Statutes and Rules

ss. 1006.07(6), 1013.12(1)(b), 1013.12(2)(b), 1013.12(2)(c), *F.S.*, and Rule 69A-58.004(6), *F.A.C.*

Does the District Meet the Best Practice(explain if applicable)	Yes X	No	In Progress	N/A
Strategies and Actions to Be Taken				
Fiscal Impact and Timeline				

[12] Conducting this self-assessment does not meet the requirements of this practice.

[13] The safety assessment should include a review of the unique safety considerations at a given school site. In reviewing potential hazards, the district should consider those listed in Best Practice 8 along with any others appropriate to that school.

[14] Please see http://www.fldoe.org/edfacil/sref.asp. Note that life-threatening deficiencies must be corrected immediately or the facility is withdrawn from use.

Safety Planning

7. **The district has developed emergency response procedures.**

Indicators of Meeting the Best Practice

a. The district has developed a districtwide plan for potential attacks against school sites or students and incorporates the appropriate school responses in the emergency procedures checklist.	Yes X	No	In Progress	N/A
b. The district has procedures for contacting all schools simultaneously in the event of a districtwide emergency.	Yes X	No	In Progress	N/A
c. The district has an emergency crisis team available to each school that provides counseling and other support to aid in dealing with people's reactions, making the adjustment after the emergency, and re-entering the school environment.	Yes X	No	In Progress	N/A
d. The district has developed a media response plan and distributed it to each educational facility and each support service administrator. At a minimum, the plan addresses • communicating necessary information to the media and parents; [15] • identifying established separate staging areas (e.g., specified locations) for media and parents; and • providing guidelines on how to respond to media questions and interviews.	Yes X	No	In Progress	N/A
e. The district ensures that all appropriate district personnel are familiar with the Statewide Policy for Strengthening Domestic Security in Florida Public Schools to ensure schools are NIMS compliant. The policy requirements include 6 major elements: • Access Control • Emergency Equipment • Training • Communication & Notification Procedures • Coordination with Partners • Vulnerability Assessment	Yes X	No	In Progress	N/A

Related Statutes and Rules

Does the District Meet the Best Practice(explain if applicable)	Yes X	No	In Progress	N/A
Strategies and Actions to Be Taken				
Fiscal Impact and Timeline				

[15] Necessary information should include where parents should go or whom they should contact to find out about their children and where to get further information.

Safety Planning

8. **The district has provided each school with an emergency checklist.**

Indicators of Meeting the Best Practice

	Yes	No	In Progress	N/A
a. A checklist that explains step-by-step emergency procedures is readily available in every classroom. The emergency situations include, at a minimum, [16] • weapons and hostage situations; • terrorist acts; • bomb threats; • hazardous materials or toxic chemical spills; • weather emergencies including hurricanes, tornadoes, severe storms, and flooding; and • exposure as a result of a manmade emergency.	X			
b. The emergency checklist includes emergency contact numbers and provisions for backup communication with faculty, support service administrators, and emergency agencies.	X			
c. The emergency checklist includes evacuation, lockdown, and shelter-in-place procedures developed with school transportation personnel, the local fire authority, law enforcement agencies, and other local agencies as appropriate, and includes procedures for evacuating students with disabilities. [17]	X			

Related Statutes and Rules

s. 1006.07(4), *F.S.*

Does the District Meet the Best Practice(explain if applicable)	Yes	No	In Progress	N/A
	X			
Strategies and Actions to Be Taken				
Fiscal Impact and Timeline				

[16] Schools cannot have lists for every possible emergency. However, to be comprehensive, the plan should address other issues such as suicide threats/acts; bomb threats; out-of-control person/student; fighting; sexual assault; health emergency, serious injury, homicide of student; child abuse; trespassing; exposure to blood-borne pathogens; armed robbery; removal/attempted removal of a student; and utility emergency.

[17] In the event of an evacuation, schools should have separate areas for student assembly, parent request/release, and media operations.

Safety Planning

9. **The district and each school regularly practice emergency responses based on potential safety concerns at each site and develops an improvement plan based on the event/drill.**

Indicators of Meeting the Best Practice

a. The district school board has developed and implemented procedures for emergency drills in accordance with state law.	Yes X	No	In Progress	N/A
b. The district uses its annual self-assessment to identify the potential hazards for each educational facility and has developed and implemented procedures for practicing responses to identified hazards. [18]	Yes X	No	In Progress	N/A
c. The district has implemented procedures for verifying that required and planned emergency drills have been conducted.	Yes X	No	In Progress	N/A
d. Each school varies the conditions under which required emergency drills are performed such as time of day, location of hazard, etc. to ensure that students and staff are prepared for a range of scenarios.	Yes X	No	In Progress	N/A

Related Statutes and Rules

s. 1006.07(4), *F.S.*

Does the District Meet the Best Practice(explain if applicable)	Yes	No	In Progress	N/A
	X			

Strategies and Actions to Be Taken

Fiscal Impact and Timeline

[18] This will include fire drills, but should also include responses to any other hazards identified in Best Practice 6.

Safety Planning

10. **The district provides emergency response agencies with floor plans and blueprints as appropriate..**

Indicators of Meeting the Best Practice

	Yes	No	In Progress	N/A
a. The district provides floor plans of each educational facility to local law enforcement agencies and fire departments.	X			
b. The district has construction documents (plans and specifications) of each educational facility readily available for review during an emergency.	X			
c. A back-up set of construction documents is stored in at least one other remote, secure location off-site.	X			

Related Statutes and Rules

ss. 1013.01 and 1013.13, *F.S.*

Does the District Meet the Best Practice(explain if applicable)	Yes	No	In Progress	N/A
	X			
Strategies and Actions to Be Taken				
Fiscal Impact and Timeline				

Safety Planning

11. **The district's Master Plan for In-Service Training identifies district and school personnel training needs and provides for appropriate levels of safety training, including classroom management and violence and alcohol, tobacco, and other drugs training, for all appropriate personnel.**

Indicators of Meeting the Best Practice

a.	The district has a process in place and has identified the training required for all types of school staff as well as the staff that require specialized safety training and incorporates those needs in its Master Plan for In-Service Training. [19, 20] This training should include classroom management and violence and alcohol, tobacco, and other drugs training for appropriate personnel.	Yes X	No	In Progress	N/A
b.	The district's required training in school-wide discipline, classroom management, conflict resolution, and other safety training components are included in the district's Master Plan for In-service Training.	Yes X	No	In Progress	N/A
c.	The district reviews and uses the relevant training opportunities provided by the Department of Education and other appropriate organizations.	Yes X	No	In Progress	N/A
d.	School principals can demonstrate that staff has received training based on the needs identified in the Master Plan for In-Service Training, the school's safety assessment, and the staff members' roles and responsibilities. [21]	Yes X	No	In Progress	N/A
e.	The district supplies trained personnel with the appropriate safety equipment. [22]	Yes X	No	In Progress	N/A
f.	Teachers at each grade level are provided in-service training to teach students positive social skills and violence prevention, conflict resolution, and communication/decision making skills.	Yes X	No	In Progress	N/A
g.	The district has a procedure for providing instruction to parents, teachers, school administrators, counseling staff, bus operators, and school volunteers on identifying, preventing, and responding to bullying or harassment.	Yes X	No	In Progress	N/A
h.	In counties where local law enforcement has identified youth gang activity, the district provides teachers and school personnel with appropriate training such as gang awareness, conflict resolution, de-escalating methods for verbal conflicts, diversity training, self-defense training, and safe techniques to intervene in a fight.	Yes X	No	In Progress	N/A

Related Statutes and Rules

ss. 1006.147(4)(l), 1012.98 (4)(b)4. and 1012.98(4)(b)5., *F.S.*

Does the District Meet the Best Practice(explain if applicable)	Yes X	No	In Progress	N/A
Strategies and Actions to Be Taken				
Fiscal Impact and Timeline				

[19] Training should include both instructional and non-instructional staff as well as substitute teachers and bus drivers. Districts may want to establish the minimum number of working days a substitute must have before being provided with training.

[20] Specialized training may include suicide prevention and responses for specific emergency situations as outlined in the emergency checklist in Best Practice 8.

[21] Depending on their duties, staff training can include emergency planning and intervention, classroom management, conflict resolution, CPR and first aid, the use of life-saving equipment, sexual harassment and abuse, and the early warning signs of violence, to the personnel identified in 11a.

[22] This includes equipment such as first aid kits, fire extinguishers, or portable defibrillators.

Discipline Policies and Code of Student Conduct

12. **The district and each school have a code of student conduct based on stakeholder input and revised on an annual basis.**

Indicators of Meeting the Best Practice

a. The school district is in compliance with relevant laws and regulations regarding discipline policies, including the code of student conduct. [23]	Yes X	No	In Progress	N/A
b. The district school board and school administrators annually review discipline policies and revise those policies with input from teachers, staff, parents, and students.	Yes X	No	In Progress	N/A
c. The code of student conduct is clearly written and avoids the use of technical terminology.	Yes X	No	In Progress	N/A
d. Parents are an integral part of the student discipline procedures and actions. They are made aware of expectations of students and are informed of changes in a timely manner.	Yes X	No	In Progress	N/A
e. Each year the discipline policies are clearly and thoroughly communicated to students, parents, and other stakeholders. [24]	Yes X	No	In Progress	N/A

Related Statutes and Rules

ss. 1006.07(2) and 1006.07(2)(c), *F.S.*

Does the District Meet the Best Practice(explain if applicable)	Yes X	No	In Progress	N/A
Strategies and Actions to Be Taken				
Fiscal Impact and Timeline				

[23] This includes laws and regulations such as respect for authority, respect for school property, respect for others, daily attendance, use of obscenities, and harming or demeaning others.

[24] This can be done by sending student handbooks to parents and posting to the school and district websites.

Discipline Policies and Code of Student Conduct

13. **The district's code of student conduct and other policies provide clear procedures for handling disciplinary actions.**

Indicators of Meeting the Best Practice

a. The district, in cooperation with local law enforcement agencies, promotes and enforces a zero tolerance policy for crime, substance abuse, and victimization that requires the district to report all violations subject to Florida law to a local law enforcement agency.	Yes X	No	In Progress	N/A
b. Alternatives to suspension and expulsion have been built into the disciplinary policy and are appropriately and consistently used.	Yes X	No	In Progress	N/A
c. The district has a process in place to relocate students who are regularly dismissed from their classroom.	Yes X	No	In Progress	N/A
d. Disciplinary policies include statements regarding anti-harassment, anti-bullying, and anti-violence policies and due process rights in accordance with state and federal laws.	Yes X	No	In Progress	N/A
e. Disciplinary policies include procedures regarding interviewing students by law enforcement agencies and the Department of Children and Families.	Yes X	No	In Progress	N/A
f. Disciplinary policies include procedures governing locker searches.	Yes X	No	In Progress	N/A
g. The district's discipline policies are consistent with the state and federal requirements for students with disabilities.	Yes X	No	In Progress	N/A

Related Statutes and Rules

ss. 1006.09(9) and 1006.13(3), *F.S.*

Does the District Meet the Best Practice(explain if applicable)	Yes	No	In Progress	N/A
	X			
Strategies and Actions to Be Taken				
Fiscal Impact and Timeline				

School Climate and Community Outreach

14. **The district has a process in place to minimize danger to students from community members, staff, or other students, and minimize danger to teachers from students.**

Indicators of Meeting the Best Practice

a.	The district requires each student to disclose at registration legally required information regarding the student's prior disciplinary history of expulsions, arrest resulting in a charge, and juvenile justice actions.[25]	Yes X	No	In Progress	N/A
b.	The district requires all school personnel to report to the principal or the principal's designee any suspected unlawful use, possession, or sale by a student of any controlled substance.	Yes X	No	In Progress	N/A
c.	The district uses available information to track charges and convictions of students and employees from within the district as well as other school districts. [26, 27]	Yes X	No	In Progress	N/A
d.	The district has a policy to encourage and facilitate principals, or their designees, to regularly monitor websites that identify registered sex offenders who reside in the vicinity of their school community. [28] The district has a policy to share information on sexual predators and offenders who reside in close proximity of the school with school crossing guards, custodians and other persons who work or volunteer in student drop-off and pick-up areas or have a responsibility in access control. Additionally, the information is also made available to after school programs and other youth events that occur on the school's campus.	Yes X	No	In Progress	N/A
e.	The district school board outlines the standards for use of reasonable force by school personnel that complies with relevant state laws in order to maintain an orderly environment.	Yes X	No	In Progress	N/A
f.	The district school board, superintendent, and principal fully support the authority of each teacher and school bus driver to remove disobedient, disrespectful, violent, abusive, uncontrollable, or disruptive students from the classroom and the school bus, and the school board, superintendent, and principal have the authority to place such students in an alternative educational setting, when appropriate and available. [29]	Yes X	No	In Progress	N/A
g.	Each school has established a process to determine placement of a student when a teacher withholds consent to the return of a student to the teacher's class. Each school principal has notified each teacher in that school about the availability, the procedures, and the criteria for the placement review committee as outlined in s. 1003.32, *F.S.*[30]	Yes X	No	In Progress	N/A
h.	The school district has a procedure to ensure that, prior to any decision to appoint or employ any person to volunteer at any place where children regularly congregate, a search of that person's name or information is made against the FDLE sexual offender/predator database.	Yes X	No	In Progress	N/A

[25] The student should be given the opportunity to provide his/her account of the incident(s) and this should be included in the student's file. All such information should be kept confidential and disclosed only to those individuals specifically required by law.

[26] Charges and convictions tracked should be limited to felonies, abuse of a minor, and sale or possession of a controlled substance.

[27] Agencies that should be consulted for this information include the Department of Juvenile Justice, the Florida Department of Law Enforcement, other appropriate law enforcement agencies, state attorneys, the courts, and the Department of Education.

[28] The information regarding sexual offenders, such as photographs, should be shared with bus drivers, teachers, front office staff, custodial staff, and cafeteria staff.

[29] The policy should allow a teacher to send a student to the principal's office to maintain effective discipline in the classroom and to recommend an appropriate consequence consistent with the district code of student conduct. In the event that the principal does not employ the teacher's recommended consequence (or a more serious disciplinary action if the student's history of disruptive behavior warrants it), the principal should consult with the teacher prior to taking a lesser disciplinary action.

[30] As part of this process, the principal reports on a quarterly basis to the district school superintendent and district school board each incidence of a teacher's withholding consent for a removed student to return to the teacher's class and the disposition of the incident, and the superintendent annually reports these data to the Florida Department of Education.

i. The district promotes the use of state and national criminal history record background checks on volunteers who have unsupervised access to students on a one-on-one basis such as mentors.	Yes X	No	In Progress	N/A
j. The school district shall explore ways to infuse Internet safety into the curriculum. Specifically the curriculum should address crimes against children facilitated through the Internet, computer, or other technologies	Yes X	No	In Progress	N/A
k. The district has a DOE certified policy prohibiting bullying and harassment of students and staff on school grounds, on school transportation, at school sponsored events, and through school computer networks.	Yes X	No	In Progress	N/A

Related Statutes and Rules

ss. 775.21, 943.0435, 943.04351, 944.607, 1006.07(1)(a), 1006.08(2), 1006.09(8), 1006.11, 1006.13, 1006.147(4), 1012.799, 1003.31, and 1003.32, *F.S*

Does the District Meet the Best Practice(explain if applicable)	Yes X	No	In Progress	N/A
Strategies and Actions to Be Taken				
Fiscal Impact and Timeline				

School Climate and Community Outreach

15. **Each school has a system in place to identify students that exhibit early warning signs of, or pose a threat of, future violent behavior.**

Indicators of Meeting the Best Practice

		Yes	No	In Progress	N/A
a.	The district teaches instructional and non-instructional staff and students the early warning signs associated with students who pose a threat of future violent behavior, how to recognize them, and what to do once they are suspected. [31, 32]	X			
b.	The district facilitates and encourages requests for assistance with students who exhibit early warning signs, or pose a threat of future violent behavior. [33]	X			
c.	The district provides timely access to a team of specialists trained in evaluating behavioral and academic concerns and provides school staff training regarding such support.	X			
d.	Schools in the district have a Student Assistance Program/Team that provides assistance for students experiencing learning and/or behavioral difficulties.	X			
e.	The district makes available appropriate psychological counseling for students exhibiting early warning signs or posing a threat of future violent behavior..	X			
f.	The district has procedures in place to maintain legal confidentiality of information regarding students exhibiting early warning signs or posing a threat of future violent behavior. [34]	X			
g.	The district reviews and revises, as needed, the process to identify the warning signs of student violence.	X			

Related Statutes and Rules

s. 1002.22(3)(d), *F.S.*

Does the District Meet the Best Practice(explain if applicable)	Yes	No	In Progress	N/A
	X			
Strategies and Actions to Be Taken				
Fiscal Impact and Timeline				

[31] Part of this training should explain that the warning signs are indicators that a student may need help and that it is imperative to avoid jumping to conclusions.

[32] Districts may not be able to explain ALL of the early warning signs, but they should design a program to help parents, students, and staff understand the major signs.

[33] This could range from guidance on what to do to help with actual intervention.

[34] This may not be something the district can prove directly but could be measured by the absence of confidentiality breaches.

School Climate and Community Outreach

16. **The district identifies and implements parent and community outreach strategies to promote safety in the home and community.**

Indicators of Meeting the Best Practice

a. The district has developed, in accordance with state law, a cooperative agreement with the Department of Juvenile Justice.	Yes X	No	In Progress	N/A
b. The district works proactively with students, parents, law enforcement, the community and the media to address safety and security issues including issues related to Internet safety to specifically address crimes against children facilitated through the Internet, computer, or other technologies.	Yes X	No	In Progress	N/A
c. The district works with local community agencies and businesses to identify ways to increase support in keeping schools safe. [35]	Yes X	No	In Progress	N/A
d. The district provides information to parents regarding the necessary school-entry health examinations and immunizations for all students.	Yes X	No	In Progress	N/A
e. The district has crime watch programs and school safety hotline(s) in place and available in all schools.	Yes X	No	In Progress	N/A
f. The district has procedures in place to inform students, parents, and other community partners about its crime watch programs and school safety hotline(s).	Yes X	No	In Progress	N/A
g. The district provides safety-related information, such as the safety and security self-assessment results, in an annual report to the public and other stakeholders. [36]	Yes X	No	In Progress	N/A

Related Statutes and Rules

ss. 1003.22(1), 1003.22(4), 1006.13(3), and 1006.141, *F.S.*.

Does the District Meet the Best Practice(explain if applicable)	Yes	No	In Progress	N/A
	X			
Strategies and Actions to Be Taken				
Fiscal Impact and Timeline				

[35] This is accomplished through activities such as through public-private partnerships.

[36] Information must not be sanitized. It should include such information as incidents of crime and misbehavior, trends over time, comparisons to the community, and steps taken to improve safety.

Safety Programs and Curricula

17. **The district fosters a positive learning climate and culture by assessing the school climate and implementing relevant scientifically based curricula and programs at each school.**[37]

Indicators of Meeting the Best Practice

	Yes	No	In Progress	N/A
a. School climate surveys include questions relating to discipline, bullying, threats perceived by students, and other safety or security related issues.	X			
b. Curricula and programs for improving the school culture and climate are incorporated into the classroom. The curricula and programs should address such issues as • pro-social skills; • character education; • conflict resolution; • peer mediation; and • prevention of bullying and harassment.	X			
c. Curricula and special programs on violence and drug prevention, health, safety, and security are available to students, school staff, and parents.	X			
d. The district regularly reviews the school climate at each school and revises, eliminates, or adds programs accordingly.	X			
e. Middle and secondary students participate in scheduled administrations of standardized surveys of risk behaviors and situations such as the Florida Substance Abuse Youth Survey, the Florida Youth Tobacco Survey, and the Florida Youth Risk Behavior Survey, and the results are used in assessing prevention needs.	X			

Related Statutes and Rules

ss. 1004.04, 1004.05, and 1006.147(4)(l), *F.S.*

Does the District Meet the Best Practice(explain if applicable)	Yes	No	In Progress	N/A
	X			
Strategies and Actions to Be Taken				
Fiscal Impact and Timeline				

[37] Article IX, Section 1, Florida Constitution.

Safety Programs and Curricula

18. **The district has an approved Safe and Drug-Free School Plan that has been developed with appropriate stakeholder input.**

Indicators of Meeting the Best Practice

a.	The district has a district Safe and Drug-Free School (SDFS) advisory council or committee that participates in the development of the SDFS plan.	Yes X	No	In Progress	N/A
b.	The district has an approved Safe and Drug-Free School (SDFS) plan and regularly reviews and updates the plan.	Yes X	No	In Progress	N/A
c.	Coaches and athletes adhere to established policies prohibiting tobacco and drug, including alcohol, use.	Yes X	No	In Progress	N/A
d.	The district regularly reviews and revises, as needed, the safe and drug-free programs and publishes a performance review of the programs supported by safe and drug free schools funds. [38]	Yes X	No	In Progress	N/A

Related Statutes and Rules

Does the District Meet the Best Practice(explain if applicable)	Yes X	No	In Progress	N/A
Strategies and Actions to Be Taken				
Fiscal Impact and Timeline				

[38] As part of this review, the district should have performance-related data for each of these programs.

Safety Programs and Curricula

19. **Based on the district's prevention needs assessment process, the district implements scientifically based violence and drug prevention programs and curricula for each school.** [39]

Indicators of Meeting the Best Practice

a.	The district reviews and makes available to its schools sources of violence and drug prevention and other safety-related programs and curricula. [40,41]	Yes X	No	In Progress	N/A
b.	The school board and each school adopt violence and drug prevention, safety and health curricula and programs designed to reduce violence, increase safety, and reduce the number of violence risk factors. [42, 43]	Yes X	No	In Progress	N/A
c.	The district and schools involve students in the planning and implementation of violence and drug prevention programs and other student efforts that contribute to school safety.	Yes X	No	In Progress	N/A
d.	The district has considered a dress code or school uniform policy. [44]	Yes X	No	In Progress	N/A
e.	Students at each grade level are taught violence prevention, conflict resolution, bullying/harassment prevention, and communication/decision making skills.	Yes X	No	In Progress	N/A
f.	In developing, implementing, and maintaining its safe and drug-free schools programs, the district collaborates with other governmental and private agencies as needed. [45]	Yes X	No	In Progress	N/A
g.	The district regularly reviews the performance of its intervention programs and revises, eliminates, or adds programs accordingly.	Yes X	No	In Progress	N/A
h.	The school district shall ensure that Internet safety is infused into the curriculum. Specifically, the curriculum should address crimes against children facilitated through the Internet, computer, or other technologies.	Yes X	No	In Progress	N/A

Related Statutes and Rules

s. 1003.32 and 1006.147(4)(l), *F.S.*

Does the District Meet the Best Practice(explain if applicable)	Yes X	No	In Progress	N/A
Strategies and Actions to Be Taken				
Fiscal Impact and Timeline				

[39] These programs should be designed to improve overall student performance, reduce risk factors and warning signs, prevent bullying or harassment, and improve student behavior.

[40] This includes programs such as "Blueprints" from the Center for the Study and Prevention of Violence, the Safe and Drug Free Schools Resource Center. NOTE: There are many sites for these kinds of programs, so the district may use something else.

[41] Such sources would include the K-20 Education Safety Partnership's electronic clearinghouse and the Department of Education's Program Inventory.

[42] These programs should be designed to ensure the safety of students, teachers, and administrators.

[43] These include programs such as closed-campus lunches in high schools, structured playground activities, behavioral monitoring, behavioral counseling, student empowerment programs, extended day programs and school reorganizations, tutoring, mentors, and Saturday classes.

[44] Schools do not have to have a dress code, but they should be able to describe their reasoning if they have not adopted one. Dress code examples include prohibiting baggy pants, un-tucked shirts, overcoats and long jackets, and gang colors or symbols.

[45] The Department of Juvenile Justice and the Department of Education are examples of such agencies.

Safety Programs and Curricula

20. **Each school has a system in place to identify, assess, and minimize the risk for students indicating a threat of or exhibiting suicidal behavior.**

Indicators of Meeting the Best Practice

a. The district teaches instructional and non-instructional staff warning signs associated with students who pose a risk for suicidal behavior.	Yes X	No	In Progress	N/A
b. The district facilitates and encourages requests for assistance with students who pose a risk for suicidal behavior.	Yes X	No	In Progress	N/A
c. The district provides timely access to professional staff trained to evaluate student risk for suicidal behavior and provides training and consultation for appropriate staff.	Yes X	No	In Progress	N/A
d. The district has developed procedures for the appropriate management of students determined to be at risk for suicidal behavior, including supervision, duty to warn, and community-based referrals.	Yes X	No	In Progress	N/A
e. The district has developed procedures for guiding the support of students re-entering the school environment following hospitalization, suicide attempt, or those surviving the suicide attempt of a peer.	Yes X	No	In Progress	N/A

Related Statutes and Rules

Does the District Meet the Best Practice(explain if applicable)	Yes	No	In Progress	N/A
	X			

Strategies and Actions to Be Taken

Fiscal Impact and Timeline

Facilities and Equipment

21. **The district designs educational facilities and sites to enhance security and reduce vandalism through the use of "safe school design" principles.**

Indicators of Meeting the Best Practice

	Yes	No	In Progress	N/A
a. The district incorporates Crime Prevention Through Environmental Design (CPTED) principles in the maintenance, renovation, and construction of district educational facilities. CPTED principles include • natural access and control of schools and campuses; • natural surveillance of schools and campuses both from within the facility and from adjacent streets by removing obstructions or trimming shrubbery; • school and campus territorial integrity, such as securing courtyards, site lighting, building lighting; • audio and motion detection systems covering ground floor doors, stairwells, offices and areas where expensive equipment is stored; • exterior stairs, balconies, ramps, and upper level corridors around the perimeter of buildings that have open-type handrails or other architectural features to allow surveillance; • open areas, such as plazas, the building's main entrance, parking lots, and bicycle compounds that are designed so they are visible by workers at work stations inside the buildings; and • designs that will promote the prevention of school crime and violence, such as exterior architectural features without footholds or handholds on exterior walls, tamper-proof doors and locks, and non-breakable glass or shelter window protection systems. Landscaping and tree placement should be designed so they do not provide access to roofs by unauthorized persons. Sections of schools commonly used after hours should be separated by doors or other devices from adjacent areas to prevent unauthorized access. Locks should be installed on roof hatches and slippery finishes should be applied to exterior pipes.	X			
b. The district can demonstrate that Crime Prevention Through Environmental Design and other appropriate safety features are incorporated into the design of all new construction. [46, 47]	X			
c. The district can demonstrate that whenever facilities are renovated or remodeled, safety needs are assessed and safety designs are revised or added to the facility. [48]	X			
d. The district can demonstrate that facility maintenance incorporates principles of Crime Prevention Through Environmental Design. [49]	X			

Related Statutes and Rules

Does the District Meet the Best Practice(explain if applicable)	Yes	No	In Progress	N/A
	X			
Strategies and Actions to Be Taken				
Fiscal Impact and Timeline				

[46] CPTED design principles include natural surveillance of school grounds, access control, and territoriality. CPTED design features include, but are not limited to, controlled access entrances, fencing, sufficient entrances and exits, signage, and front desks having views of the entrance. For more information, consult the Florida Safe School Design Guidelines (http://www.fldoe.org/edfacil/safe_schools.asp).

[47] Training in Crime Prevention Through Environmental Design is available from the state's Department of Education.

[48] These needs and designs include lighting, break-proof doors, security systems, and fencing. Essentially, is safety reviewed and addressed as part of the renovation or remodeling process?

[49] Such as territoriality and ownership.

Facilities and Equipment

22. **The district has procedures that govern access to each educational facility and its students, and access is limited to authorized students and visitors.**

Indicators of Meeting the Best Practice

	Yes	No	In Progress	N/A
a. Access to campuses and educational facilities is limited to authorized individuals.	X			
b. Each educational facility has a clearly marked central point for receiving and screening all visitors. [50]	X			
c. Each educational facility has a procedure regarding the release of students to parents, guardians, or other persons. [51]	X			
d. Buildings are secured when unoccupied, but security devices shall not prevent egress from the building at any time. [52]	X			
e. There is a key control program to account for all keys to all buildings, rooms, and gates.	X			

Related Statutes and Rules

Does the District Meet the Best Practice(explain if applicable)	Yes	No	In Progress	N/A
	X			

Strategies and Actions to Be Taken

Fiscal Impact and Timeline

[50] This will require signs throughout the school telling visitors where to check in and training staff to ensure that visitors check in at the appropriate location.

[51] This would include procedures such as identification checks.

[52] This would include times the building is or should be unoccupied such as after being closed for the night or the weekend.

Facilities and Equipment

23. **The district ensures that playgrounds are properly constructed, maintained, and supervised so as to reduce the risk of injury.**

Indicators of Meeting the Best Practice

a. The district follows US Consumer Product Safety Commission guidelines and consults with other authorities regarding playground construction materials and regulations.	Yes X	No	In Progress	N/A
b. District personnel conduct regular maintenance checks of playground equipment and ground cover surfaces, and document conditions in need of repair, replacement, or maintenance.	Yes X	No	In Progress	N/A
c. The district identifies and corrects playground deficiencies in a timely manner.	Yes X	No	In Progress	N/A
d. Playground areas are supervised when children are present and using the areas during school hours.	Yes X	No	In Progress	N/A
e. Playgrounds are located away from any public ways, service driveways, parking lots, or public sidewalks.	Yes X	No	In Progress	N/A

Related Statutes and Rules

Does the District Meet the Best Practice(explain if applicable)	Yes X	No	In Progress	N/A
Strategies and Actions to Be Taken				
Fiscal Impact and Timeline				

Facilities and Equipment

24. **Each educational facility has appropriate equipment to protect the safety and security of property and records.**

Indicators of Meeting the Best Practice

a. Each educational facility has a security system that was selected or designed with input from security professionals. [53, 54]	Yes X	No	In Progress	N/A
b. The district can demonstrate that current security equipment is inspected and reviewed annually by safety and security professionals.	Yes X	No	In Progress	N/A
c. Each educational facility maintains evacuation and disaster recovery kits that include copies of all necessary records as well as basic equipment, as required by district emergency response procedures. [55, 56, 57]	Yes X	No	In Progress	N/A
d. The district ensures that school buses and other fleet equipment are adequately secured when not in use. [58]	Yes	No	In Progress X	N/A

Related Statutes and Rules

Does the District Meet the Best Practice(explain if applicable)	Yes	No	In Progress	N/A
			X	

Strategies and Actions to Be Taken

d.) Buses parked in north county lot are not gated and locked when buses are not in use.

Fiscal Impact and Timeline

d.) Unknown, funding for project is not available.

[53] This may include alarm systems as well as equipment such as fencing. Not all schools will require electronic security so the selection of security systems should be based on hazard analyses with input from security professionals.

[54] This would include professionals such as local fire authority, police, and security experts.

[55] One kit should be in the main office, but another should be kept at the opposite side of the site in case the office is inaccessible or damaged.

[56] This includes records such as of staff and student medical records, student and staff rosters, school floor plan, school safety plan, personnel trained in CPR, cell phone, first aid kit, emergency medicine, weather gear, and bullhorn.

[57] Refer to the 2006-07 Disaster & Crisis Management Guidebook: http://www.ncef.org/pubs/edfacilities-disaster-management-guidebook-2007.pdf

[58] Bus compounds should have adequate fencing, lighting, or other security measures to ensure adequate access control.

Facilities and Equipment

25. **The district provides appropriate safety equipment and information to prevent injuries to students and others.**

Indicators of Meeting the Best Practice

a. Each educational facility is equipped with fully stocked first aid kits and fire extinguishers with current inspection tags.	Yes X	No	In Progress	N/A
b. The district has provided appropriate safety equipment in instructional areas with dangerous equipment or chemicals. [59]	Yes X	No	In Progress	N/A
c. The district can demonstrate that students and school personnel are trained in the appropriate safety procedures for dealing with dangerous tools, equipment, or chemicals.	Yes X	No	In Progress	N/A
d. The district supplies all necessary protective equipment to minimize the number of injuries related to athletic activities. All athletic equipment is maintained in a safe condition. [60]	Yes X	No	In Progress	N/A

Related Statutes and Rules

ss. 1006.063, 1006.165 *F.S.*

Does the District Meet the Best Practice(explain if applicable)	Yes	No	In Progress	N/A
	X			

Strategies and Actions to Be Taken

Fiscal Impact and Timeline

[59] Dangerous equipment or chemicals includes machinery such as saws or drills for shop class, chemicals for chemistry classes, scalpels for biology, and so forth.

[60] For example, the district ensures that automated external defibrillators are available as required in statute and that athletes wear the proper protective equipment and are properly supervised during practices.

Facilities and Equipment

26. **The district follows environmental and food safety health practices and regulations.**

Indicators of Meeting the Best Practice

a. The district follows all appropriate food safety health practices and regulations.	Yes X	No	In Progress	N/A
b. The district documents that appropriate personnel have received information and materials pertaining to their safety-related duties, rights, and responsibilities under Florida law, federal law, and OSHA.	Yes X	No	In Progress	N/A
c. The district complies with all appropriate federal and state requirements for facility safety. [61]	Yes X	No	In Progress	N/A
d. The district maintains a copy of the state and local health regulations. All school sites have a copy of the local health regulations.	Yes	No	In Progress X	N/A
e. The district distributes written emergency procedures and plans to each *cafeteria site* for reporting, investigating, and correcting the cause of any food safety incidents and these documents are distributed to the principal and made available to all employees.	Yes	No	In Progress X	N/A
f. The district distributes written emergency procedures and plans to each *school site* for reporting, investigating, and correcting the cause of any environmental incidents and these documents are distributed to the principal and made available to all employees.	Yes X	No	In Progress	N/A

Related Statutes and Rules

Does the District Meet the Best Practice(explain if applicable)	Yes	No	In Progress X	N/A

Strategies and Actions to Be Taken

d. & e.) Update policies and procedures according to NEOLA guidelines.

Fiscal Impact and Timeline

d. & e.) $500, 2013-2014

[61] Examples include EPA guidelines, Occupational Safety and Health Administration's Hazardous Communication Standards, federal and state regulations regarding hazardous materials plans, Asbestos Hazardous Emergency Response Act rules, and other mandated environmental and safety issues.

Facilities and Equipment

27. **The district has worked with staff or members of the Campus Security component of the Regional Domestic Security Task Force to develop a Pre-incident Security Enhancement plan.** [62]

Indicators of Meeting the Best Practice

a. The district ensures that all appropriate district personnel are familiar with the National Infrastructure Protection Plan.[63]	Yes	No	In Progress X	N/A
b. A vulnerability assessment has been conducted on all educational and ancillary facilities.[64]	Yes X	No	In Progress	N/A
c. The Security Plan is NIMS compliant (see Best Practice #7 under Safety Planning) and is aligned with the School Safety Plan (Best Practice #4).	Yes X	No	In Progress	N/A
d. The district has participated in a regional domestic security task force exercise.[65]	Yes	No	In Progress X	N/A

Related Statutes and Rules

Does the District Meet the Best Practice(explain if applicable)	Yes	No	In Progress X	N/A

Strategies and Actions to Be Taken

a.) Contract outside expertise for training.

Fiscal Impact and Timeline

a.) $5,000, To be determined

[62] Information related to the Domestic Security Task Force can be found on the Florida Department of Law Enforcement website: http://www.fdle.state.fl.us/Content/Domestic-Security/Menu/Domestic-Security-Organization.aspx.

[63] Can be included with the In-Service Training described in Best Practice #11.

[64] See Best Practice #7.

[65] Exercises may include the following types: workshop, tabletop, drill, functional, or full scale.

Transportation

28. The district has procedures to create a safe and orderly process for students arriving at or leaving each school campus.

Indicators of Meeting the Best Practice

	Yes	No	In Progress	N/A
a. School bus service driveways at each school meet the requirements of the State Requirements for Educational Facilities (SREF) Chapter 5.	X			
b. The district and charter schools have procedures to ensure the safety of children arriving at each school or leaving each school campus, including those who walk, ride bicycles, ride in buses, or are passengers or drivers in private vehicles.	X			
c. Whenever feasible, existing schools are renovated to provide for separate drop-off and pick-up areas for school buses and parents' and other private passenger vehicles.	X			
d. Whenever feasible existing schools are renovated to provide for separation of vehicular and pedestrian traffic. [66]	X			
e. Whenever feasible existing schools are renovated to provide for separation of bicycle access and bicycle parking from vehicular and pedestrian traffic.	X			

Related Statutes and Rules

ss. 1006.21, 1006.22, 1006.23, *F.S.;* Rules 6A-2.001 and 6A-3.0171(2)(e)2.b., *F.A.C.*

Does the District Meet the Best Practice(explain if applicable)	Yes	No	In Progress	N/A
	X			

Strategies and Actions to Be Taken

Fiscal Impact and Timeline

[66] In general, 27c and 27d should be feasible except where prohibited by the physical structure of the school or county regulations.

Transportation

29. **The district has implemented policies, procedures, and practices that ensure the safety of transported students.**

Indicators of Meeting the Best Practice

a. The district and charter schools have procedures to ensure the safety of designated school bus routes and to ensure that bus stops are designated in the most reasonably safe locations. [67]	Yes X	No	In Progress	N/A
b. All persons transporting students, including school personnel, charter school personnel, and contractors, are properly licensed, trained, and qualified.	Yes X	No	In Progress	N/A
c. The district and each charter school monitor school bus operators' driving records and have adopted a safe driver plan that defines the threshold for unacceptable levels and types of violations by all persons transporting students and specifies consequences for those who exceed the threshold.	Yes X	No	In Progress	N/A
d. Each school principal ensures that all transported students receive instruction in safe riding practices and rules of conduct and that these safety practices and rules are communicated to parents or guardians. This includes the parents' or guardians' shared responsibility for the safety of their children when they are not under district supervision while traveling to and from school or the bus stop.[68]	Yes X	No	In Progress	N/A
e. The district clearly communicates, such as through a checklist, what steps district staff will take in response to transportation accidents or other transportation emergencies. [69]	Yes X	No	In Progress	N/A
f. The school district has implemented procedures to ensure compliance with laws and rules related to limiting proximity of bus stops to statutorily specified sexual offenders under conditional release.	Yes X	No	In Progress	N/A
g. The school district has a procedure to communicate to bus drivers information regarding registered sexual offenders and predators who reside near designated bus stops.	Yes X	No	In Progress	N/A
h. The school district has a procedure to ensure that students are safely transported to and from schools and released only at approved locations and under approved circumstances.	Yes X	No	In Progress	N/A
i. The school district has implemented procedures for timely review and correction of safety hazards reported at bus stop locations; such procedures shall include consideration of the risks to students who are unaccompanied at bus stop locations.	Yes X	No	In Progress	N/A
j. The school district and charter schools inform parents, guardians and students at least annually in writing of their responsibilities and related district policies to ensure safe travel and conduct of students not under the custody and control of the school district or charter school.	Yes X	No	In Progress	N/A

Related Statutes and Rules

ss. 316.6145, 775.21, 943.0435, 944.607, 947.1405(7)(a), 1006.147(2)(b), 1006.22(12)(c), and 1012.45, *F.S.*; Rules 6A-3.0141, 6A-3.0151, and 6A-3.0171, *F.A.C.*

Does the District Meet the Best Practice(explain if applicable)	Yes	No	In Progress	N/A
	X			

[67] Procedures should include such requirements as timely reporting and identification of potential hazards by bus operators, reliable intake of reports of potential hazards by parents and other community members, physical reviews of each route and stop location by transportation personnel at least annually, and correction of agreed hazards.

[68] Student training should include at least the following: safe practices while waiting for, boarding, and disembarking from the bus; safe behavior while riding in the bus; school bus evacuation procedures; safe behavior at railroad crossings; and use of safety restraints (if applicable).

[69] District staff should include both bus drivers as well as other affected staff.

Strategies and Actions to Be Taken
Fiscal Impact and Timeline

Transportation

30. **School buses, including buses operated by schools, charter schools, and contractors, are inspected and maintained in accordance with state laws and state Department of Education rules.**

Indicators of Meeting the Best Practice

a.	School bus operators perform pre-trip inspections of school bus safety items and correct deficiencies before buses are used to transport students, and school bus operators perform post-trip inspections to ensure no students are left on buses.	Yes X	No	In Progress	N/A
b.	School bus inspections are performed at least each 30 school days, and inspectors are trained and certified, consistent with the required procedures and criteria in the *Florida School Bus Safety Inspection Manual*. [70]	Yes X	No	In Progress	N/A
c.	District procedures for school bus repair, maintenance, and quality control ensure that buses are only returned to service to transport students when all safety and mechanical systems meet the requirements of the *Florida School Bus Safety Inspection Manual*.	Yes X	No	In Progress	N/A
d.	The district uses a quality control process to review, on a selective basis, the routine servicing and repair work done on vehicles in connection with the 30-day inspections and confirm the completeness of the service record.	Yes X	No	In Progress	N/A

Related Statutes and Rules

s. 1006.22, *F.S.*, and Rules 6A-3.0171(2)(e) and 6A-3.0171(8), *F.A.C.*

Does the District Meet the Best Practice(explain if applicable)	Yes	No	In Progress	N/A
	X			

Strategies and Actions to Be Taken

Fiscal Impact and Timeline

[70] Staff should maintain a secure file that includes complete records of these inspections and all work done in connection with the inspections, confirming that all buses are inspected according to the established 30-day inspection schedule.

Local Assessment Schedule 2013-2014

Locally Administered Benchmark Assessments (Actual test dates are subject to change.)

Subject	*Grades*	*Duration*	*Baseline*	*BMT 1*	*BMT2*
Math	K	2x 45 mins	n/a	11/4-11/15	2/3-2/18
	1	2x 45 mins	9/3- 9/13	11/4-11/15	2/3-2/18
	2	2x 45 mins	9/3- 9/13	11/4-11/15	2/3-2/18
	3	2x 45 mins	9/3- 9/13	11/4-11/15	2/3-2/18
	4	2x 45 mins	9/3- 9/13	11/4-11/15	2/3-2/18
	5	2x 45 mins	9/3- 9/13	11/4-11/15	2/3-2/18
	6	2x 45 mins	9/9- 9/20	11/11-11/22	2/10-2/24
	7	2x 45 mins	9/9- 9/20	11/11-11/22	2/10-2/24
	8	2x 45 mins	9/9- 9/20	11/11-11/22	2/10-2/24
	Algebra	2x 45 mins	9/16- 9/26	11/11-11/22	2/10-2/24
	Geometry	2x 45 mins	9/16- 9/26	11/11-11/22	2/10-2/24
Subject	*Grades*	*Duration*	*BMT 1*	*BMT 2*	*BMT 3*
Reading	K	n/a	n/a	n/a	n/a
	1	60 mins	n/a	11/4-11/15	2/3-2/18
	2	60 mins	9/3- 9/13	11/4-11/15	2/3-2/18
	3	60 mins	9/3- 9/13	11/4-11/15	2/3-2/18
	3	60 mins	BMT 4 - 3/17 - 3/21 (3rd Grade Portfolio Criteria)		
	4	60 mins	9/3- 9/13	11/4-11/15	2/3-2/18
	5	60 mins	9/3- 9/13	11/4-11/15	2/3-2/18
	6	120 mins	9/9- 9/20	11/11-11/22	2/10-2/24
	7	120 mins	9/9- 9/20	11/11-11/22	2/10-2/24
	8	120 mins	9/9- 9/20	11/11-11/22	2/10-2/24
	9	120 mins	9/16- 9/26	11/11-11/22	2/10-2/24
	10	120 mins	9/16- 9/26	11/11-11/22	2/10-2/24

Local Assessment Schedule 2013-2014

Locally Administered Benchmark Assessments (Actual test dates are subject to change.)

Subject	*Grades*	*Duration*	*Baseline*	*BMT 1*	*BMT2*
Science	K	n/a	n/a	n/a	n/a
	1	n/a	n/a	n/a	n/a
	2	n/a	n/a	n/a	n/a
	3	2x60 mins	9/5- 9/17	11/4-11/15	2/3-2/18
	4	2x60 mins	9/5- 9/17	11/4-11/15	2/3-2/18
	5	2x60 mins	9/5- 9/17	11/4-11/15	2/3-2/18
	6	2x60 mins	9/9- 9/20	11/11-11/22	2/10-2/24
	7	2x60 mins	9/9- 9/20	11/11-11/22	2/10-2/24
	8	2x60 mins	9/9- 9/20	11/11-11/22	2/10-2/24
	Biology	2x60 mins	9/16- 9/26	11/11-11/22	2/10-2/24
Subject	*Grades*	*Duration*	*Prompt #1*	*Prompt #2*	
Writing	K	1x 45 mins	9/3-10/11 - Narrative	10/23-12/13 - Expository	n/a
	1	1x 45 mins	9/3-10/11 - Narrative	10/23-12/13 - Expository	n/a
	2	1x 45 mins	9/3-10/11 - Narrative	10/23-12/13 - Expository	n/a
	3	1x 45 mins	9/3-10/11 - Narrative	10/23-12/13 - Expository	n/a
	4	1x 45 mins	9/3-10/11 - Narrative	10/23-12/13 - Expository	n/a
	5	1x 45 mins	9/3-10/11 - Narrative	10/23-12/13 - Expository	n/a
	6	1x 45 mins	9/3-10/11 - Expository	10/23-12/13 - Persuasive	n/a
	7	1x 45 mins	9/3-10/11 - Expository	10/23-12/13 - Persuasive	n/a
	8	1x 45 mins	9/3-10/11 - Expository	10/23-12/13 - Persuasive	n/a
	9	1x 45 mins	9/3-10/11 - Expository	10/23-12/13 - Persuasive	n/a
	10	1x 45 mins	9/3-10/11 - Expository	10/23-12/13 - Persuasive	n/a

Local Assessment Schedule 2013-2014

Locally Administered Benchmark Assessments (Actual test dates are subject to change.)

Subject	*Grades*	*Duration*	*Baseline*	*BMT 1*	*BMT2*
Civics	7	60 mins	9/30-10/4	12/9-12/13	3/10-3/14
History	11	60 mins	10/28-10/31	1/27-1/31	3/17-3/20

Additional Local Assessments (Actual test dates are subject to change.)

Test	*Grades*	*Duration*	*Fall*	*Winter*	*Spring*
DIBELS	K - 2	60 mins	8/27-10/1 (No Fridays)	1/7-2/24 (No Fridays)	3/10-3/14 (No Fridays)
Test	*Grades*	*Duration*	Dates		
SAT-10	K - 3	Untimed	4/28 - 5/9		

This Page Intentionally Left Blank

School District of Indian River County

1990 25th Street • Vero Beach, Florida, 32960-3395 • Telephone: 772-564-3000 • Fax: 772-569-0424

Frances J. Adams, Ed.D. - Superintendent

September 4, 2013

Ms. Melissa Davenport
2405 53rd Avenue
Vero Beach, Florida 32966

VIA: Certified Mail, Return Receipt Requested and
Regular Mail

Dear Ms. Davenport:

This letter charges you with acts or the failure to act when you had a duty to act as an employee of the School District of Indian River County, Florida ("the District"). These acts or omissions disqualify you from being employed with the District and constitute just cause for you to be terminated from your position with the District. This correspondence will give you notice of the procedures that will be followed to terminate your employment.

I will recommend at the School Board meeting on September 24, 2013, that your employment with the District be terminated. The School Board meeting will be held at the offices of the School Board of Indian River County, 1990 25th Street, Vero Beach, Florida, and the meeting commences at 6:00 p.m.

My recommendation that you be discharged from employment is based on the fact that your acts or omissions disqualify you from being employed in the District and provide just cause for terminating your employment in that:

- You were out on approved leave until August 19, 2013 and were slated to return to work on August 20, 2013. On that date, you did not report to work nor did you call the school or the Human Resource Department to let anyone know that you would not be in to work. To date, you have failed to return to work and failed to communicate with the school or the Human Resource Department regarding your job. This is a violation of School Board Rules 4430 and 4120, and is grounds for dismissal.

"Educate and inspire every student to be successful"

Karen Disney-Brombach, District 1 • Jeffrey Pegler, District 2 • Matthew McCain, District 3 • Carol Johnson, District 4 • Claudia Jiménez, District 5

"To serve all students with excellence"
Equal Opportunity Educator and Employer

- On several occasions, the School District/Human Resources tried to contact you by phone and left messages with no response from you.

You have the right to obtain representation of your choice to assist you if you should desire representation. You also have such rights as are set out in the Collective Bargaining Agreement with Communication Workers of America regarding your termination from employment.

If you have any questions concerning this matter or the procedures that are being followed regarding my recommendation that your employment be terminated, please contact School Board Attorney, Suzanne D'Agresta at the law offices of Brown, Garganese, Weiss & D'Agresta, P.A., 111 North Orange Avenue, Suite 2000, P.O. Box 2873, Orlando, Florida 32802, or call Mrs. D'Agresta at (407) 425-9566, or have your attorney or other representative contact Mrs. D'Agresta.

Sincerely,

Frances J. Adams, Ed.D.
Superintendent

C Bill Fritz, Assistant Superintendent of Human Resources and Risk Management
Denise Roberts, Executive Director of Human Resources
Suzanne D'Agresta, School Board Attorney

UnitedHealthcare Retiree Solutions

Retiree Benefits Proposal for Indian River County School District

- **Financial Exhibits (pages 5-13)**
  - **AARP Medicare Supplement Plans**
  - **Group Medicare Part D (RX) Plan**
- **Proposal Overview & Plan Highlights (pages 15-28)**

Issued on June 28, 2013
Proprietary and Confidential

UnitedHealthcare®

June 28, 2013

John Thompson
Vice President, Client Development
UnitedHealthcare
4170 Ashford Dunwood Rd Suite 100
Atlanta GA 30319.
Office: 404-846-7739
john_c_thompson@uhc.com

Scott Hindman
Brown & Brown Insurance
P.O. Box 491636
Leesburg, Florida 34749-1636

RE: Indian River County School District - Retiree Benefits RFP

Dear Scott,
We appreciate the opportunity to propose a retiree health care program that will meet the needs of Indian River County School District and their Medicare eligible retiree population. We recognize that Indian River County School District seeks to design a program that will provide quality and affordable care to its retirees for 2014 and beyond.

Why Choose UnitedHealthcare®?

The value we provide is our ability to deliver cost savings, financial stability, and experience. UnitedHealthcare is one of the nation's largest, most financially stable health care coverage providers. We offer one of the broadest portfolios of products and services for retirees ranging from early retiree to Medicare coverage options.

- With more than 30 years of experience in the federal Medicare program, we provide the service and support your retirees deserve.
- Our experience results in the delivery of quality health plans and programs that now serve over 1 in 5 Medicare beneficiaries.
- Significant financial and manpower resources dedicated solely to the group retiree marketplace.
- We offer fully insured solutions, reducing or eliminating administration

For Indian River County School District, we've prepared a proposal consisting of fully insured AARP Medicare Supplement Plans and Group Part D Plan.

AARP MEDICARE SUPPLEMENT

- Our 13 year relationship as the AARP's Medicare Supplement Plan's administrator gives us extensive experience in serving one of the nation's largest Medicare Supplement populations
- The size of our AARP Medicare Supplement business promotes rate stability because costs are spread over 3.2 million insured members. As a result, the annual rate increase over the last 13 years has averaged 4.5% nationally for the AARP Medicare Supplement Plans.
- Access to all Medicare providers on a national basis – no networks
- A wide range of plans available in all states to suit varying retiree budgets
- Renewals are guaranteed as long as premiums are paid on time

GROUP PART D

- UnitedHealthcare is the largest provider of Medicare Part D plans in the United States covering over 6 million individual and group members, with plans available to residents of all 50 states, the District of Columbia and the five U.S. territories
- A satisfied membership, with over 96% of survey responses indicating “completely” or “very” satisfied
- Access to over 65,000 retail pharmacies available nationally including all of the major national chains
- Flexible, standard plan designs with limited, generic or full coverage in the gap. (Note – beginning in 2011, retirees will pay less for drugs in the coverage gap ("doughnut hole"), when a pharmaceutical industry 50% (approximate) discount on most brand name drugs becomes available
- Coverage offering a single national rate, plan design and group enrollment
- The size of our Medicare Part D programs promotes rate stability and gives us a unique ability to leverage our membership to provide the best health care possible to our members

Retiree Specific Expertise

As one of the world’s largest businesses dedicated to retiree health and wellness, servicing the needs of this population is not only our specialty, but our primary focus. Our customer care professionals are dedicated to serving Americans over 50, including those who are non-English speaking and hearing- or visually-impaired, and are adept in the intricacies of all parts of Medicare. Our retiree focus is most clearly seen in the way we measure our customer care professionals, whose performance is tracked by the number of retiree issues they successfully resolve, not the number of calls they process.

Broker Notice

Important Reminder Impacting Brokers’ Commissions: The sale of Medicare-eligible medical/prescription plans is highly regulated by CMS, and involves completion of special forms that must be submitted **before** you can be compensated for this sale. Requirements similar to ours are required by all insurers in this industry, and must comply with CMS guidelines. If you have not completed this required paperwork, please review the instructions and required documentation that can be found on UHC.com/Brokers under Compensation for Sale of Retiree Products. Or, please direct your inquiries to Group_Retiree_Broker@uhc.com

In closing, we emphasize our commitment to help you control your costs and reduce your financial liability while providing health care coverage that contributes to your retirees’ well-being. At UnitedHealthcare, we are dedicated to the health of your organization, your people and your future.

We hope you will give us the opportunity to serve you and your retirees, and look forward to a long and mutually beneficial relationship with you.

Sincerely,

John Thompson
Vice President, Client Development
UnitedHealthcare Retiree Solutions

UnitedHealthcare Retiree Solutions

Financial Exhibits:
AARP Medicare Supplement Plans
Group Medicare Part D (RX) Plan

UnitedHealthcare Insurance Company
Illustrative Rate Summary for:

Indian River County School District

Date Prepared : 6/28/2013
Rating Basis : Illustrative 2013 Rates
Proposed Effective Date : 1/1/2014

Plan	Average Monthly Rate	Monthly Premium	Annual Premium
AARP Medicare Supplement Plan A	$158.47	$45,639.90	$547,678.80
AARP Medicare Supplement Plan B	$189.21	$54,491.50	$653,898.00
AARP Medicare Supplement Plan C	$219.86	$63,320.83	$759,849.96
AARP Medicare Supplement Plan F	$221.24	$63,715.85	$764,590.20
AARP Medicare Supplement Plan K	$87.04	$25,066.50	$300,798.00
AARP Medicare Supplement Plan L	$131.47	$37,862.85	$454,354.20
AARP Medicare Supplement Plan N	$158.61	$45,678.69	$548,144.28
Members	**288**		

AARP Medicare Supplement Stipulations:

- **Estimated premiums are based on the provided list of individuals in the group, including their zip codes and dates of birth.**
- **Rates are for new insured members** – rates may be different for individuals who are continuing existing coverage under an AARP Medicare Supplement plan.
- **Individuals must be age 65 or older to enroll in this coverage offered through the group – premiums do not include amounts for individuals under age 65.**
- The average monthly premium does not reflect the actual premium rate for any individual. Rates charged for each individual can vary by plan, state, area of residence, age, tobacco use, Medicare Part B effective date and underwriting tier at time of enrollment (if applicable).
- Rates are for non-tobacco users – premiums could be higher for some individuals who use tobacco .
- Rates could be higher for individuals subject to medical underwriting (if applicable). Note that individual medical underwriting does not apply to individuals replacing other employer group coverage.
- Rates are for individuals enrolled in Medicare Part B at age 65 - premiums could be lower for some who enrolled in Medicare Part B at later ages.
- Rates do not include additional discounts - premiums could be lower due to additional discounts that may be available in some areas: (a) two insureds billed under the same household account, and/or (b) automatic payment of premiums through electronic funds transfer.
- Note that actual rates used for AARP Medicare Supplement Plans are filed and approved each year with each state's Department of Insurance. Rates are not permitted to vary from those approved for all similar insured members.
- **The actual rate charged for each individual will be based on each individual's situation at time of enrollment. Premium rates can change over time.**

*** Standardized plans are not available in Massachusetts, Minnesota and Wisconsin. Illustrative rates in these states are based on comparable state specific plans.**

AARP Medicare Supplement Plans and AARP MedicareRx Plans are insured by UnitedHealthcare Insurance Company (UnitedHealthcare Insurance Company of New York for NY residents).

All information provided in this quote is provided specifically for this business, and is not intended for distribution to the public.

UnitedHealthcare Insurance Company
AARP Medicare Supplement Plan A
Illustrative Rate Information for:

Indian River County School District

Date Prepared : 6/28/2013
Rating Basis : Illustrative 2013 Rates
Proposed Group Effective Date : 1/1/2014

State	Minimum Monthly Rate(1)	Maximum Monthly Rate(2)	Average Monthly Rate	Average Age	# of Members	Monthly Premium
Arkansas	$97.75	$97.75	$97.75	66.0	2	$195.50
California - Area 1	$201.25	$201.25	$201.25	87.0	1	$201.25
California - Area 2	$176.56	$176.56	$176.56	85.0	1	$176.56
Florida - Area 1	$200.75	$200.75	$200.75	69.0	1	$200.75
Florida - Area 2	$130.50	$187.50	$163.11	74.7	251	$40,940.75
Florida - Area 3	$133.25	$161.75	$149.66	72.4	8	$1,197.25
Georgia	$102.75	$137.00	$114.22	73.8	9	$1,028.00
Iowa	$77.38	$77.38	$77.38	66.0	1	$77.38
Missouri	$104.50	$104.50	$104.50	69.0	2	$209.00
Nevada - Area 1	$170.22	$170.22	$170.22	77.0	1	$170.22
North Carolina	$93.02	$117.75	$109.98	74.2	5	$549.89
Pennsylvania - Area 1	$161.97	$161.97	$161.97	87.0	1	$161.97
South Carolina - Area 3	$108.07	$108.07	$108.07	82.0	2	$216.14
Tennessee	$80.94	$117.15	$105.08	71.7	3	$315.24
National				**74.6**	**288**	**$45,639.90**

Please refer to the Summary page for additional information regarding these rates, including states with an asterisk (*).

(1)Minimum Monthly Rate is the lowest rate available in a given state and plan for the list of individuals provided.

(2)Maximum Monthly Rate is the highest rate available in a given state and plan for the list of individuals provided.

UnitedHealthcare Insurance Company
AARP Medicare Supplement Plan B
Illustrative Rate Information for:

Indian River County School District

Date Prepared : 6/28/2013
Rating Basis : Illustrative 2013 Rates
Proposed Group Effective Date : 1/1/2014

State	Minimum Monthly Rate(1)	Maximum Monthly Rate(2)	Average Monthly Rate	Average Age	# of Members	Monthly Premium
Arkansas	$142.50	$142.50	$142.50	66.0	2	$285.00
California - Area 1	$255.93	$255.93	$255.93	87.0	1	$255.93
California - Area 2	$224.37	$224.37	$224.37	85.0	1	$224.37
Florida - Area 1	$236.50	$236.50	$236.50	69.0	1	$236.50
Florida - Area 2	$153.75	$220.75	$192.13	74.7	251	$48,223.50
Florida - Area 3	$157.00	$190.50	$176.31	72.4	8	$1,410.50
Georgia	$143.25	$191.00	$159.22	73.8	9	$1,433.00
Iowa	$109.68	$109.68	$109.68	66.0	1	$109.68
Missouri	$150.25	$150.25	$150.25	69.0	2	$300.50
Nevada - Area 1	$225.77	$225.77	$225.77	77.0	1	$225.77
North Carolina	$130.94	$165.75	$154.81	74.2	5	$774.05
Pennsylvania - Area 1	$234.85	$234.85	$234.85	87.0	1	$234.85
South Carolina - Area 3	$156.20	$156.20	$156.20	82.0	2	$312.40
Tennessee	$119.51	$172.97	$155.15	71.7	3	$465.45
National				**74.6**	**288**	**$54,491.50**

Please refer to the Summary page for additional information regarding these rates, including states with an asterisk (*).

(1)Minimum Monthly Rate is the lowest rate available in a given state and plan for the list of individuals provided.

(2)Maximum Monthly Rate is the highest rate available in a given state and plan for the list of individuals provided.

UnitedHealthcare Insurance Company
AARP Medicare Supplement Plan C
Illustrative Rate Information for:

Indian River County School District

Date Prepared : 6/28/2013
Rating Basis : Illustrative 2013 Rates
Proposed Group Effective Date : 1/1/2014

State	Minimum Monthly Rate(1)	Maximum Monthly Rate(2)	Average Monthly Rate	Average Age	# of Members	Monthly Premium
Arkansas	$167.25	$167.25	$167.25	66.0	2	$334.50
California - Area 1	$302.81	$302.81	$302.81	87.0	1	$302.81
California - Area 2	$265.62	$265.62	$265.62	85.0	1	$265.62
Florida - Area 1	$274.00	$274.00	$274.00	69.0	1	$274.00
Florida - Area 2	$178.00	$255.75	$222.57	74.7	251	$55,865.50
Florida - Area 3	$182.00	$220.75	$204.31	72.4	8	$1,634.50
Georgia	$171.50	$228.50	$190.50	73.8	9	$1,714.50
Iowa	$134.50	$134.50	$134.50	66.0	1	$134.50
Missouri	$183.00	$183.00	$183.00	69.0	2	$366.00
Nevada - Area 1	$259.05	$259.05	$259.05	77.0	1	$259.05
North Carolina	$157.40	$199.25	$186.10	74.2	5	$930.49
Pennsylvania - Area 1	$288.75	$288.75	$288.75	87.0	1	$288.75
South Carolina - Area 3	$187.82	$187.82	$187.82	82.0	2	$375.64
Tennessee	$147.63	$213.67	$191.66	71.7	3	$574.97
National				**74.6**	**288**	**$63,320.83**

Please refer to the Summary page for additional information regarding these rates, including states with an asterisk (*).

(1)Minimum Monthly Rate is the lowest rate available in a given state and plan for the list of individuals provided.

(2)Maximum Monthly Rate is the highest rate available in a given state and plan for the list of individuals provided.

UnitedHealthcare Insurance Company
AARP Medicare Supplement Plan F
Illustrative Rate Information for:

Indian River County School District

Date Prepared : 6/28/2013
Rating Basis : Illustrative 2013 Rates
Proposed Group Effective Date : 1/1/2014

State	Minimum Monthly Rate(1)	Maximum Monthly Rate(2)	Average Monthly Rate	Average Age	# of Members	Monthly Premium
Arkansas	$168.00	$168.00	$168.00	66.0	2	$336.00
California - Area 1	$304.37	$304.37	$304.37	87.0	1	$304.37
California - Area 2	$266.87	$266.87	$266.87	85.0	1	$266.87
Florida - Area 1	$275.75	$275.75	$275.75	69.0	1	$275.75
Florida - Area 2	$179.25	$257.50	$223.99	74.7	251	$56,221.00
Florida - Area 3	$183.00	$222.00	$205.50	72.4	8	$1,644.00
Georgia	$172.25	$229.50	$191.31	73.8	9	$1,721.75
Iowa	$135.23	$135.23	$135.23	66.0	1	$135.23
Missouri	$185.25	$185.25	$185.25	69.0	2	$370.50
Nevada - Area 1	$260.70	$260.70	$260.70	77.0	1	$260.70
North Carolina	$158.19	$200.25	$187.03	74.2	5	$935.16
Pennsylvania - Area 1	$289.85	$289.85	$289.85	87.0	1	$289.85
South Carolina - Area 3	$188.37	$188.37	$188.37	82.0	2	$376.74
Tennessee	$148.39	$214.77	$192.64	71.7	3	$577.93
National				**74.6**	**288**	**$63,715.85**

Please refer to the Summary page for additional information regarding these rates, including states with an asterisk (*).

(1)Minimum Monthly Rate is the lowest rate available in a given state and plan for the list of individuals provided.

(2)Maximum Monthly Rate is the highest rate available in a given state and plan for the list of individuals provided.

UnitedHealthcare Insurance Company
AARP Medicare Supplement Plan K
Illustrative Rate Information for:

Indian River County School District

Date Prepared : 6/28/2013
Rating Basis : Illustrative 2013 Rates
Proposed Group Effective Date : 1/1/2014

State	Minimum Monthly Rate(1)	Maximum Monthly Rate(2)	Average Monthly Rate	Average Age	# of Members	Monthly Premium
Arkansas	$61.00	$61.00	$61.00	66.0	2	$122.00
California - Area 1	$109.06	$109.06	$109.06	87.0	1	$109.06
California - Area 2	$95.62	$95.62	$95.62	85.0	1	$95.62
Florida - Area 1	$109.50	$109.50	$109.50	69.0	1	$109.50
Florida - Area 2	$71.25	$102.25	$88.97	74.7	251	$22,332.00
Florida - Area 3	$72.75	$88.25	$81.66	72.4	8	$653.25
Georgia	$59.50	$79.25	$66.03	73.8	9	$594.25
Iowa	$48.18	$48.18	$48.18	66.0	1	$48.18
Missouri	$66.50	$66.50	$66.50	69.0	2	$133.00
Nevada - Area 1	$100.65	$100.65	$100.65	77.0	1	$100.65
North Carolina	$55.10	$69.75	$65.15	74.2	5	$325.73
Pennsylvania - Area 1	$102.57	$102.57	$102.57	87.0	1	$102.57
South Carolina - Area 3	$64.90	$64.90	$64.90	82.0	2	$129.80
Tennessee	$54.15	$78.37	$70.30	71.7	3	$210.89
National				**74.6**	**288**	**$25,066.50**

Please refer to the Summary page for additional information regarding these rates, including states with an asterisk (*).

(1)Minimum Monthly Rate is the lowest rate available in a given state and plan for the list of individuals provided.

(2)Maximum Monthly Rate is the highest rate available in a given state and plan for the list of individuals provided.

UnitedHealthcare Insurance Company
AARP Medicare Supplement Plan L
Illustrative Rate Information for:

Indian River County School District

Date Prepared : 6/28/2013
Rating Basis : Illustrative 2013 Rates
Proposed Group Effective Date : 1/1/2014

State	Minimum Monthly Rate(1)	Maximum Monthly Rate(2)	Average Monthly Rate	Average Age	# of Members	Monthly Premium
Arkansas	$98.50	$98.50	$98.50	66.0	2	$197.00
California - Area 1	$171.25	$171.25	$171.25	87.0	1	$171.25
California - Area 2	$150.31	$150.31	$150.31	85.0	1	$150.31
Florida - Area 1	$164.50	$164.50	$164.50	69.0	1	$164.50
Florida - Area 2	$107.00	$153.50	$133.60	74.7	251	$33,534.25
Florida - Area 3	$109.25	$132.50	$122.66	72.4	8	$981.25
Georgia	$98.75	$131.75	$109.75	73.8	9	$987.75
Iowa	$72.45	$72.45	$72.45	66.0	1	$72.45
Missouri	$104.00	$104.00	$104.00	69.0	2	$208.00
Nevada - Area 1	$144.65	$144.65	$144.65	77.0	1	$144.65
North Carolina	$85.91	$108.75	$101.57	74.2	5	$507.86
Pennsylvania - Area 1	$178.20	$178.20	$178.20	87.0	1	$178.20
South Carolina - Area 3	$110.27	$110.27	$110.27	82.0	2	$220.54
Tennessee	$88.54	$128.15	$114.95	71.7	3	$344.84
National				**74.6**	**288**	**$37,862.85**

Please refer to the Summary page for additional information regarding these rates, including states with an asterisk (*).

(1)Minimum Monthly Rate is the lowest rate available in a given state and plan for the list of individuals provided.

(2)Maximum Monthly Rate is the highest rate available in a given state and plan for the list of individuals provided.

UnitedHealthcare Insurance Company
AARP Medicare Supplement Plan N
Illustrative Rate Information for:

Indian River County School District

Date Prepared : 6/28/2013
Rating Basis : Illustrative 2013 Rates
Proposed Group Effective Date : 1/1/2014

State	Minimum Monthly Rate(1)	Maximum Monthly Rate(2)	Average Monthly Rate	Average Age	# of Members	Monthly Premium
Arkansas	$116.50	$116.50	$116.50	66.0	2	$233.00
California - Area 1	$203.43	$203.43	$203.43	87.0	1	$203.43
California - Area 2	$178.43	$178.43	$178.43	85.0	1	$178.43
Florida - Area 1	$198.75	$198.75	$198.75	69.0	1	$198.75
Florida - Area 2	$129.25	$185.50	$161.51	74.7	251	$40,538.00
Florida - Area 3	$132.00	$160.00	$148.13	72.4	8	$1,185.00
Georgia	$110.00	$147.00	$122.42	73.8	9	$1,101.75
Iowa	$95.26	$95.26	$95.26	66.0	1	$95.26
Missouri	$141.25	$141.25	$141.25	69.0	2	$282.50
Nevada - Area 1	$181.22	$181.22	$181.22	77.0	1	$181.22
North Carolina	$105.86	$134.00	$125.16	74.2	5	$625.78
Pennsylvania - Area 1	$198.82	$198.82	$198.82	87.0	1	$198.82
South Carolina - Area 3	$131.17	$131.17	$131.17	82.0	2	$262.34
Tennessee	$101.27	$146.57	$131.47	71.7	3	$394.41
National				**74.6**	**288**	**$45,678.69**

Please refer to the Summary page for additional information regarding these rates, including states with an asterisk (*).

(1)Minimum Monthly Rate is the lowest rate available in a given state and plan for the list of individuals provided.

(2)Maximum Monthly Rate is the highest rate available in a given state and plan for the list of individuals provided.

UnitedHealthcare Group Retiree
Group Retiree Part D Plan
Preliminary Rates for 1/1/2014 - 12/31/2014
Prepared for Indian River County School District

National Service Area for 288 members

Rate Per Member Per Month (PMPM)	**$111.94**
Prescription Drug Plan	Standard Plan D13
Part D Gap Coverage	Full Coverage
Formulary	Standard H13
Bonus Drug List	Standard List U
Formulary Edits (step therapy, quantity limits, prior authorization)	Standard: Edits On
Rx Deductible	**$0**
Part D Retail Copay (up to a 30 day supply)	
Tier 1: Generic	**$10**
Tier 2: Preferred Brand	**$30**
Tier 3: Non-Preferred Brand	**$40**
Tier 4: Specialty Tier	**25%**
Part D Preferred Mail Order Copay (up to a 90 day supply)	
Tier 1: Generic	**$20**
Tier 2: Preferred Brand	**$60**
Tier 3: Non-Preferred Brand	**$80**
Tier 4: Specialty Tier	**25%**
Initial Coverage Limit	$2,850.00
TrOOP Threshold	$4,550.00
Catastrophic Coverage over TrOOP (greater amount of)	Standard CMS Value
Copay for generics	$2.55
Copay for all other drugs	$6.35
OR Coinsurance	5.00%

Stipulations Prescription Drug Plan

- This is a preliminary quote effective 1/1/2014 - 12/31/2014. The situs state is Florida.
- We reserve the right to change these preliminary rates and/or designs quoted.
- To ensure proper claim adjudication effective 1/1/2014, it is imperative that we have final 1/1/2014 plan design decisions from employers as soon as possible. Final decisions received after 10/20/2013 could be problematic in terms of claim adjudication on 1/1/2014.
- These rates are quoted on a full replacement basis.
- This quote assumes that the employer pay 50% of the premium, on average.
- If members who have previously opted out are to be allowed back into the plan, then this fact must be disclosed at the time of quote.
- If the enrollment were to change by more than +/- 10% of what was assumed in the quote, we reserve the right to adjust the rates.
- We reserve the right to change our Part D formulary for calendar year 2014. We also reserve the right to change our pharmacy benefit manager and/or our pharmacy network for calendar year 2014.
- There is a specific, Part D drug formulary that applies to all of our PDP plan offerings.
- All Part D prescription drug coverage is considered to be creditable, therefore Creditable Coverage Notices are not required.
- Unless there are significant changes in regulation, a reduction in CMS reimbursement level, or a change in the methodology used to calculate CMS payments in the interim, UnitedHealth Group will hold the rate(s) and plan design(s) through 12/31/2014.
- **Quote assumes $4.00 PMPM commission level.**
- 0 Pre-65 Medicare eligible disabled are included.
- The premium rate quoted herein assumes that premiums are due in full on a monthly basis on or before the last business day of the month prior to the month for which the premium applies.

UnitedHealthcare Retiree Solutions

Plan Highlights:
AARP Medicare Supplement
Group Medicare Part D (RX)

Page 14 of 29

WORKING WITH UNITEDHEALTHCARE

UnitedHealthcare is a leader in the retiree health care field. When you work with UnitedHealthcare, you and your retirees benefit from the strengths of our diverse organization including expertise in product design and strategy, service and support, data technology, clinical programs, operations and financial services. We put these strengths to work to create programs and services that stand apart.

The benefits begin the moment you decide to work with UnitedHealthcare:

- With streamlined, Medicare-focused implementation and customer management, we provide one point of contact for you and respond quickly to questions and concerns.
- We will handle all plan administration and interactions with the Centers for Medicare and Medicaid Services (CMS). By shifting the administrative workload to UnitedHealthcare for most plans, your valuable resources are now available to focus on other areas of your organization.
- With best-practice education tools and communication programs available to educate your retirees, we will reduce confusion and ease retirees' health care transition.
- We will provide direct access to our dedicated, retiree-focused customer service representatives (CSRs) for questions and help.

What makes us unique is our breadth of group and individual retiree health care benefit products that enable us to customize solutions for a wide variety of employer needs. Whether an employer's goal is to reduce costs, simplify administration, provide choice, or improve program sustainability, we can work together to deliver the most cost-effective benefits possible while providing meaningful benefit choices and programs designed to improve your retirees' health, well-being and satisfaction.

AN INDUSTRY LEADER

As one of the nation's largest health insurers and with more than 30 years of experience with Medicare plans, we are honored to serve more than 11 million Medicare beneficiaries. The breadth and depth of our experience helps us provide you and your retirees with innovative solutions that address all strategies.

We are the largest insurer of Medicare Supplement, Medicare Advantage and Medicare Part D plans – able to offer all of your Medicare-eligible retirees a range of options[2].

- **Meaningful but Not Overwhelming Choice**—the only insurance carrier that owns and operates a complete portfolio of Medicare products with a wide array of plan designs and prices
- **National Access and Affordability**—products available in all 50 states offering an attractive range of coverage levels and premiums, with most plans available nationally
- **Trusted Source**—with some of the most recognized brand names in the Medicare business, including the family of AARP® Medicare Plans, insured by UnitedHealthcare

[1] http://money.cnn.com/magazines/fortune/most-admired/2012/industries/23.html
[2] 2009 UnitedHealth Group Annual Report

Not for distribution to retirees or beneficiaries.

PRODUCT HIGHLIGHTS: AARP® MEDICARE SUPPLEMENT PLANS

Through an exclusive relationship with AARP, we provide access to AARP Medicare Supplement Insurance Plans for more than 3.2 million Medicare-eligible retirees nationwide. We are proud that our AARP Medicare Supplement Plans, insured by UnitedHealthcare Insurance Company[3], compose the largest, most financially stable Medicare supplement insurance program in the nation.

With a selection of Medicare supplement plan designs in all 50 states, Washington D.C., Puerto Rico, Guam, U.S. Virgin Islands and the Northern Mariana Islands, we provide comprehensive access to members regardless of their place of residence. With a variety of plan design options, we cater to retirees' preferences, empowering them to choose the plan design that best meets their unique health and financial needs.

While the AARP Medicare Supplement Plans are individual products, we deliver them with group-administrative features, simplifying these functions for your staff by facilitating efficient and coordinated communication, implementation, enrollment, billing and other administrative services. Their financial stability and the administrative advantages of these plans are especially appealing.

More than 1,000 employers and plan sponsors choose AARP Medicare Supplement Plans as the health care benefit option for their retirees.

EMPLOYER ADVANTAGES

- **Rate Stability** – The size of our AARP Medicare Supplement business promotes rate stability as costs are spread over more than 3.2 million insured members. As a result, the average annual rate increase from 2008-2012 averaged four percent[4].
- **Minimal Employer Administration** – Complete service and support from start to finish — UnitedHealthcare handles enrollment, billing, customer service and claim processing. Retirees call us with their questions, which frees up your resources for other priorities.
- **Confidence** – AARP has been making products, services and programs available to its members for over 50 years. AARP does this by creating relationships with respected companies, like UnitedHealthcare, that offer the kind of value and services AARP members want. AARP® Medicare Supplement Plans, insured by UnitedHealthcare, are the only Medicare supplement insurance plans AARP endorses.[5]
- **Contribution Options -** Complete flexibility to contribute all, part or none of the premium
- **Flexible Split Billing -** Options available to bill group and/or retiree for all or part of the premium

[3] UnitedHealthcare Insurance Company of New York for New York residents

[4] From a report prepared for UnitedHealthcare Insurance Company by ORC International, "Substantiation of Advertising Claims Concerning AARP Medicare Supplement Insurance Plans," March 2012, **www.uhcmedsupstats.com** or call 1-800-523-5800 to request a copy of the full report. Increases vary by plan, state and year.

[5] AARP endorses the AARP Medicare Supplement Insurance Plans, insured by UnitedHealthcare Insurance Company. UnitedHealthcare Insurance Company pays royalty fees to AARP for the use of its intellectual property. These fees are used for the general purposes of AARP. AARP and its affiliates are not insurers. AARP does not employ or endorse agents, brokers or producers.

- **Protection** – A rating methodology that protects seniors as they age, with greater than 99.9 percent of members having single digit rate increases over the past three years
- **Flexibility** – Retirees may change plan designs monthly without individual underwriting.
- **Variety** – Standard plan designs that provide a range of benefits and premium prices.
- **Enrollment Support** – We reach out to retirees for you through a proven engagement strategy that includes direct mail and optional on-site enrollment meetings.
- **Implementation Support** – A dedicated implementation team coordinates a seamless service transition for your retirees.

The size of the AARP Medicare Supplement Plans block of business promotes rate stability with health care costs spread across 3.2 million insured members. As a result, the average annual rate increase from 2008-2012 averaged 4 percent[ii].

RETIREE ADVANTAGES

- **Flexibility and Simplicity** – Minimal paperwork and virtually no claim forms are required.
- **Competitive Pricing and Simplified Budgeting** – Predictable monthly premiums for retirees instead of cost-sharing that is hard to anticipate
- **Freedom to Choose** – Access and freedom to choose any doctor, specialist or hospital nationwide that accepts Medicare – no referrals or networks
- **No Pre-existing Condition Exclusion** – No exclusions for pre-existing conditions for retirees replacing coverage
- **Portable Coverage** – Wherever they go in the United States, coverage follows the retiree when traveling or moving.
- **Guaranteed Renewable** – Renewals are guaranteed as long as premiums are paid on time and no misrepresentations have been made at the time of application.
- **Additional Savings Opportunities** – Value-added services include a 24-hour Nurse Health Line and discounts on vision services. In addition, members in 23 states have access to SilverSneakers, one of the nation's leading exercise programs designed exclusively for older adults, at no additional cost.
- **Plan Discounts** – Five percent discount in most states when two members are on the same AARP account and both are insured under an AARP-branded supplemental health insurance policy. Electronic fund transfer (EFT) and an Early Enrollment Discount Program are available in many states.
- **AARP Membership Benefits** – Subscriptions to AARP the Magazine and the AARP Bulletin, discounts on travel services and access to other special programs as an AARP member.

Not for distribution to retirees or beneficiaries.

Premiums change annually and require AARP and state approvals. No individual will ever be singled out for a rate increase. Any rate change will apply to everyone who is insured under the plan and resides in the same state/area.

Product Rating

AARP Medicare Supplement Plans are individually rated. In most states, plan rates are based on a community rating methodology where all members in the same rating class pay the same plan rate. This excludes any applicable discounts for which the member may be eligible. Due to the unique regulatory requirements and competitive environment in each state, UnitedHealthcare's rate strategy varies by state.

Retiree Eligibility

To be eligible for participation in AARP Medicare Supplement Plans, retirees and spouses must be 65 years or older, enrolled in Medicare Parts A and B and be AARP members.

Restrictions: Acceptance for retirees and spouses is not guaranteed in all states due to federal and state law. Coverage is denied if any of the following applies:

- Retirees/spouses are not covered by Medicare Parts A and B.
- Retirees/spouses are enrolled in an ineligible Medicaid program, another Medicare supplement plan or Medicare Advantage plan, which they do not intend to cancel.
- Additionally, acceptance may not be guaranteed if eligibility questions are asked in cases where individual underwriting applies.

AARP Membership Assistance

For individuals who are not AARP members, we will pay the cost of a one-year AARP membership (generally $16 per household) for the enrolling retiree and spouse. Individuals whose membership lapsed are considered non-members and are eligible to have their first-year membership dues paid. After the first year, AARP directly bills retirees for the annual household membership fee.

Membership assistance is not available in every state. Retirees who reside in states where assistance is not available are responsible for paying their dues upon enrollment in an AARP Medicare Supplement Plan.

Administration Services

We seek to improve quality, access, ease of use, and affordability of health services for the retirees we serve. Our consistent approach to plan administration supports retirees and their caregivers, using technology to simplify and streamline administrative functions. We leverage our Medicare experience and the full breadth of our unparalleled resources to provide continuity in an otherwise fragmented health care system. Our administrative processes include:

ENROLLMENT

After we receive a roster of your eligible retirees, we mail each retiree an individualized, state-specific enrollment kit. The retiree completes the application and mails it in the enclosed envelope to our processing center. Retirees receive a welcome kit and ID card approximately two weeks after their completed application is received.

We provide the following services at **no additional cost to help you maximize retiree enrollment:**

- Assistance in preparing communication to retirees
- Preparation and mailing of state-specific, individualized enrollment materials
- Toll-free telephonic support to answer questions and assist retirees with the enrollment process
- Enrollment processing and welcome packages to retirees

BILLING

Three subsidy options are available, to help you support your retirees. You can choose a single subsidy option, or mix and match subsidy options to balance the coverage needs of your retirees with the flexibility and stability your organization requires.

Subsidy options include:

- **Full Subsidy** –the employer covers the full retiree premium. Providing a full subsidy increases plan participation, retiree satisfaction, the morale of current employees, and provides an attractive draw that can help your organization attract and retain talent.
- **Partial Subsidy** – The employer and the retiree each share a portion of the premium. Either as a percentage or as a flat premium dollar amount per retiree.
- **Endorsed Arrangement** –The employer endorses the plan, but the retiree is responsible for the full premium.

Our split-billing approach provides timely, accurate premium billing according to your preferred parameters, while reducing the administrative burden on your staff.

- We include a payment coupon in our new member welcome kit and directly bill the retiree for his or her portion of the premium.
- Within several weeks, retirees receive a coupon book and envelopes for payments for the remainder of the year.
- We mail billing statements to the employer on a monthly basis, reflecting membership, plan information, retroactivity and other key metrics.
- Retirees can pay their premiums by personal check, by money order or by electronic funds transfer (EFT). EFT application forms are included in the post-enrollment kit sent to each retiree.
- Payments are due on the first day of each month. EFT payments are typically withdrawn on the fifth day of the month. We can accept premium payments from retirees monthly, annually or for multiple months.
- All administrative costs for the services described are included in the plan's premium rates.

Generally, individuals outside their open enrollment period or those who do not meet guarantee issue criteria are medically underwritten. These individuals may be underwritten to determine their eligibility for coverage or to determine the rate that they will pay upon acceptance into the program.

Customer Service

The AARP Medicare Supplement Program focuses on superior customer service for retirees and employers.

Located in Horsham, Pennsylvania, our customer service center delivers seamless service to members, with special emphasis on meeting the **unique health and financial needs of older Americans.**

For retirees seeking help completing their enrollment application, our CSRs (who are also licensed agents) will complete the application over the phone.

AARP Medicare Supplement customer support is available 24 hours a day, every day through multiple channels, including:

- Live Support - Customer Service Representatives (CSRs) are available Monday through Friday, 7 a.m. to 11 p.m. EST and Saturday, 9 a.m. to 5 p.m. EST
- Automated support from sophisticated interactive voice recognition (IVR) system and Web support via our comprehensive, retiree-focused website are available outside of those hours.

Customer Service Representative (CSR) Training & Capabilities

CSRs receive extensive training, on products and benefits, as well as providing sensitive, compassionate service and decision-support to the retiree community. We empower CSRs to exceed retirees' expectations, and we measure performance not on call-volume metrics, but on the number of retiree concerns we have resolved to the retiree's satisfaction.

In addition, we provide clear and culturally sensitive communication and service, reducing communication gaps through special means including:

- A dedicated team of CSRs fluent in both Spanish and English, and translation services in more than 140 languages via a language interpreter line
- A TTY/TDD device for recorded assistance, and other communication channels, including email
- A relentless commitment to the use of plain language, in both verbal and written communications

Our sophisticated service systems and resources provide robust information to CSRs, supporting them in immediately answering more than 80 percent of member questions. If retirees need additional, specialized claims information, claims service specialists are on standby to assist them with their needs.

Claims Processing

UnitedHealthcare manages all claims adjudication functions for the AARP Medicare Supplement Plans. Our Medicare supplement claims processing facilities provide unparalleled expertise and efficiency in processing Medicare eligibility and claims due to our knowledge of the Medicare program, coordination of benefits, and federal and state claims-processing rules and regulations.

Claims examiners develop their competency through a rigorous six-to-eight week training program that includes dedicated classroom training focused on adjudication accuracy and regulatory (CMS) compliance. Following the formal training program, our quality-auditing team evaluates performance through monthly audits of a statistically-significant sample of claims.

Our claims processing system is the backbone of all claims adjudication processes. This highly sophisticated system leverages state-of-the-art artificial intelligence to facilitate efficient claims administrative processes, including:

- Automated and queued manual adjudication
- Calculation of accurate provider payments
- Generation and dissemination of explanation of benefit (EOB) forms and provider remittance notices
- Identification of fraud, waste and abuse, duplicate claims and billing anomalies
- Production of internal and CMS reporting
- Real-time interface with our customer service systems

Electronic claims submission improves adjudication timeframes and payment accuracy. We assertively encourage physicians and other health care providers to submit claims electronically whenever possible.

Electronic and paper claims go through several steps to determine and release claim benefits, including eligibility, charge entry, duplicate bill screening, provider validation and random selection for quality review. All claim benefit calculations are generated by the UnitedHealthcare Claim Processing System (UCPS) through a series of automated benefit files and tables, so no manual calculation is required; this level of automation facilitates the accuracy of benefit checks, explanation of benefits, correspondence letters and reports.

All AARP Medicare Supplement Plans are held to the high standards set forth by AARP and UnitedHealthcare. For all AARP Medicare Supplement Plans, administrative and customer service functions are managed for no additional costs.

If members need filing instructions for a specific claim or have questions, they may call our toll-free customer service line any weekday from 7 a.m. to 11 p.m. EST or on Saturday from 9 a.m. to 5 p.m. EST.

AARP Medicare Supplement Value-Added Services

A host of additional services are included to add value and support retirees in achieving and maintaining good health and well-being. AARP Medicare Supplement Plans offer the following additional services at no additional charge:

24-Hour AARP Nurse HealthLine

AARP Nurse HealthLine offers members convenient 24-hour access to a registered nurse as a source for immediate health and well-being information. Members simply call our toll-free number to access:

- **General health information:** Learn more about chronic health conditions; discuss questions to ask a care provider to understand illnesses, treatments and medication therapy options and much more.
- **Prescription and medication management:** Receive information on prescription drugs or over-the-counter medications. Learn how to take medications safely and effectively.
- **First-aid tips:** Discover self-care tips for minor injuries or illnesses.
- **Health decision-making:** Obtain information to help decide whether to seek preventive or more extensive care.
- **Treatment decision support:** Decide on treatments that best fit their needs by considering their values, partnering with their physician, transferring skills and empowerment, and encouraging shared decision making.

- **Health and wellness strategies:** Learn how to make lifestyle changes that optimize nutrition and fitness.
- **Self-education:** Access a comprehensive electronic medical library of health and well-being information available in English and Spanish
- **Bilingual resources:** Communicate with nurses in English or Spanish, or use translation assistance in more than 140 languages.

EyeMed Vision Care

AARP® Vision Discount, provided by EyeMed, gives members access to the following affordable, professional eye care and eyewear services:

- **Savings:** Affordable eye exam rates that range from $10 to $40. Members receive an eye health exam report that details examination results.
- **Preventive care:** Complimentary glaucoma screening and test results
- **Convenient access:** Access to thousands of convenient optical care service providers with nationwide office locations, including Sears, JC Penney, Target, participating Pearle Vision Centers and independent optometrists. Many offer convenient evening and Saturday hours.
- **Responsive service:** Knowledgeable CSRs
- **Satisfaction guarantee:** Ninety-day satisfaction guarantee on every eyewear purchase
- Not available in all U.S. territories

Diabetes Testing Supply Service

Our diabetes testing supply home delivery service helps members manage the need for diabetes testing supplies by offering:

- **One-hundred percent cost coverage and no claims to file:** Medicare assignment is accepted on selected supplies. With Medicare Part B and an AARP Medicare Supplement Plan, members potentially pay nothing at all. In addition, we handle all claims and billing forms, reducing the burden of paperwork for retirees.
- **Convenient no-cost home delivery:** Supplies delivered to retirees' homes or wherever they need them with free shipping for Medicare-processed orders
- **Extensive product selection:** Members can choose from well-known brand names such as Hollister, Coloplast, Bard and others.
- **Medicare Part B coverage remains the same:** With all the recent changes to Medicare insurance, members are assured that coverage of supplies under Medicare Part B stays the same.
- **Complimentary diabetes tips and tools:** Helpful diabetes self-care information, educational tools and quarterly newsletters
- **Ninety-day supplies and reorder reminders:** 90-days' worth of diabetes supplies are provided with each shipment while convenient reminders help retirees reorder on time.
- **Twenty-four hour toll-free access to a pharmacist:** Retirees can have their pharmacy-related questions answered by one of our qualified pharmacists 24 hours a day.

SilverSneakers Fitness Program (Provided by Healthways)

As the nation's leading exercise program designed exclusively for older adults, SilverSneakers offers an innovative blend of physical and healthy activity with healthy lifestyle programming to enable older adults to take greater control of their health.

The program incorporates many popular social opportunities, encouraging members to participate in events such as potlucks, dances and meet-and-greet opportunities.

AARP Medicare Supplement Plan members are eligible for a basic membership at participating fitness centers with access to health education and exercise classes, conditioning equipment, pools, saunas and other amenities. Members can take signature SilverSneakers classes designed specifically for older adults, taught by certified instructors. SilverSneakers members have access to more than 2,600 participating health center locations.

Currently, the SilverSneakers Fitness Program is available in the following states:

- Alabama
- Arizona
- Arkansas
- California
- Colorado
- Connecticut
- Washington, D.C.
- Georgia
- Illinois
- Indiana
- Kentucky
- Michigan
- Nebraska
- North Carolina
- Ohio
- Oklahoma
- Pennsylvania
- South Carolina
- Tennessee
- Texas
- Utah
- Virginia
- Wisconsin

In addition to fitness centers at community centers, recreation centers and fitness facilities, the SilverSneakers Fitness Program is now available at more than 7,000 Curves locations nationwide. Curves is a national chain of fitness facilities that cater exclusively to women at convenient locations throughout the United States.

Coverage for Retirees who Move or Travel Abroad

- **Permanent Change of Address:** AARP Medicare Supplement Plan options, rates and discounts vary based on each member's state of residence and ZIP code. When members inform us of their intent to establish a permanent address in another state, we may adjust their premium according to their new address.
- **Seasonal Change of Address:** Our systems can maintain a second address for members who have a seasonal change of address.
- **International Travel Emergency Care:** AARP Medicare Supplement Plans C, F, and N provide for emergency care when traveling abroad. Coverage includes 80 percent of actual charges for the first 60 days after the $250 deductible is met for the calendar year. The lifetime maximum benefit is $50,000.
- **International Residency:** To participate in the AARP Medicare Supplement Plan, the retiree must be eligible for Medicare coverage. Enrollees living abroad are not eligible for Medicare. Retirees returning to the United States after living abroad must enroll in Medicare Part B before enrolling in an AARP Medicare Supplement Plan.

Not for distribution to retirees or beneficiaries.

UnitedHealthcare

2013 AARP Medicare Supplement Plan Designs

Annual Out of Pocket Max	None	None	None	None	$4,800	$2,400	None
Part A Coinsurance + 365 additional days after Medicare benefits end	x	x	x	x	x	x	x
Part A Deductible ($1,184 in 2013)		x	x	x	50%	75%	x
Part B Coinsurance or Copayment	x	x	x	x	50%	75%	x *
Part B Deductible ($147 in 2013)			x	x			
Part B Excess Charges				100%			
Blood - First 3 pints	x	x	x	x	50%	75%	x
Foreign-Travel Emergency (Up to plan limits)			x**	x**			x**
Hospice Care Coinsurance or Copayment	x	x	x	x	50%	75%	x
Preventive Care Coinsurance	x	x	x	x	x	x	x
Skilled-Nursing Coinsurance			x	x	50%	75%	x

* 100% part B coinsurance except up to $20 copayment for office visits and up to $50 copayment for ER.
** Must also pay a separate deductible for foreign travel emergency ($250 per year).
All plans may not be available in all states or offered through AARP Medicare Supplement Insurance Plans. State Mandated Plans available in Massachusetts, Minnesota, and Wisconsin.

Not for distribution to retirees or beneficiaries.

PRODUCT HIGHLIGHTS: UNITEDHEALTHCARE® GROUP MEDICARE PART D PLANS

UnitedHealthcare Group Medicare Part D plans are prescription drug plans available to retirees who are entitled to Medicare Part A or enrolled in Medicare Part B. Medicare Part D plans are offered by private insurance companies that contract with the Centers for Medicare and Medicaid Services (CMS). CMS provides guidelines for the types of drugs that must be covered and sets minimum standards for benefits.

UnitedHealthcare is the nation's largest Medicare Part D insurer, covering more than 6.8 million individuals on either a stand-alone basis or as part of a Medicare Advantage plan with Medicare Part D benefits. Our Medicare Part D plans are available to residents of all 50 states, the District of Columbia and the five U.S. territories.

Offering one of our Medicare Part D plans eliminates the need for employers to file for the 28 percent Retiree Drug Subsidy (RDS) and recognize it as taxable income. It also avoids the complex RDS administration requirements (actuarial attestation, creditable coverage notification, eligibility and cost reporting) and provides greater financial savings for employers – on both a cash and accounting basis.

In addition, our Medicare Part D plans have some of the most extensive formularies available—our standard group plan formularies include coverage of 100 percent of the drugs permitted under Medicare Part D. Bonus drug lists are available for employers interested in providing still further coverage.

VALUE TO EMPLOYERS

Cost Predictability and Savings	Fully insured premium rates are guaranteed for one year from the plan's effective date. The plans integrate with the 50 percent coverage gap discount program – reducing costs for the plans and/or members. Cost savings when members use our preferred mail service pharmacy.
Retiree Drug Subsidy (RDS) Filing Burden Eliminated	Avoids administration associated with CMS filing / reconciliation requirements. New income tax burden applied to CMS payments starting in 2013 is averted.
Claim Accounting Liabilities Reduced	Lower claim costs / premium rates that can lower the plan sponsor's FAS106 / GASB 45 liabilities - without requiring a reduction in benefits.
Ease of Administration	A single benefit design available nationally, in all 50 states, the District of Columbia and the five U.S. territories. The employer or union sends an eligibility roster file; UnitedHealthcare takes care of the rest of the enrollment process.
Flexible Split Billing Option	Options available to bill employer or union and/or retirees directly for all or part of premium.
Group Enrollment Support	Facilitated group-enrollment process supported by knowledgeable, retiree-focused teams.
Flexible Plan Designs	Numerous standard plan designs are available. For larger groups, custom plan designs match existing cost sharing levels.

VALUE TO RETIREES

Cost savings	Protection from rising drug costs through brand name drug coverage in the coverage gap or "doughnut hole" and additional savings on 90-day mail service, with no charge for delivery.
Convenience	More than 65,000 retail network pharmacy locations across the United States.
Personal service	The convenience of specialized, retiree-focused customer care professionals from 8 a.m. to 8 p.m. local time, seven days a week.
Broad Drug Formulary Available	Our group retiree formulary includes 100 percent of Medicare Part D eligible drugs. Bonus drug lists are available for still more coverage.

UNIQUE, ADDITIONAL SERVICES

Our **Medication Therapy Management Program (MTMP)** promotes safe, appropriate and affordable medication use by providing education and consultation to targeted retirees, their caregivers and their prescribing physicians. This program offers a holistic approach to improving medication use by addressing all types of drug-related problems including overuse, underuse and misuse. The strategy for improving medication care under our MTMP includes the following intervention components:

- **Poly-Pharmacy Retiree Counseling** allows pharmacists to provide counseling and education about appropriate medication use, safety, efficacy, side effects and possible drug interactions, based upon review of individual retiree's personal medication record.
- **Poly-Pharmacy Prescriber Interventions** involves a retrospective review of claims and utilization information to identify retirees who are at high risk for medication-related problems. Following identification, physicians are informed and may provide one-on-one consultations and education to retirees in an effort to preclude adverse health outcomes.

Our **Utilization Management (UM) Programs** use coverage criteria and claims payment edits to facilitate safe, appropriate and cost-effective medication use. Our Pharmacy and Therapeutics (P&T) Committee, composed of practicing physicians and pharmacists, evaluates new drugs taking into consideration factors such as the manufacturer's recommendation for medication use, evidence-based prescribing guidelines, and availability and analysis of therapeutically equivalent medications. The application of UM criteria is instituted to ensure clinically appropriate use and cost-effective care. These programs focus primarily on medications that pose significant risk for inappropriate utilization or have therapeutic equivalents at a lower cost. Utilization management programs include:

- **Prior Authorization** programs support effective management of safety, efficacy and appropriateness of prescription drug use, or accurate assessment of benefit determinations when drugs may or may not be covered according to CMS guidelines and/or the terms of the plan, and effective stewardship of the plan's funds. Prescription medications that require prior authorization must satisfy documented coverage criteria (defined by our P&T Committee) before they are covered by the plan. Prescribing physicians submit prior authorization requests detailing the patient's clinical circumstances and the clinical necessity for the prescription medication. Our clinical staff reviews such requests and provides timely notification of the review decision to both the physician and the retiree.

Not for distribution to retirees or beneficiaries.
Page 26 of 29

- **Step Therapy** program requires that retirees try first-line, cost-effective therapies before receiving approval for more expensive drugs. Step therapy is administered through systems logic at the point of service.
- **Quantity Limits** program manages quantities of specified drugs for a given timeframe or for a specified copayment. Limits are in place to ensure dosing remains within established safety limits or to promote dose optimization.

Product Pricing

Quotes for UnitedHealthcare's Group Medicare Part D plans are developed using census information. Depending on the size of the group, member and claims data by month may be used. The following elements are also factored in:

- Benefit design through the experience period
- Broad formulary including drugs from all therapeutic categories
- Estimated reinsurance from CMS
- Monthly payment from CMS

Enrollment Support for Group Medicare Part D Plans

Once an eligibility file is provided by an employer, we verify Medicare eligibility with a CMS-approved vendor. A response file is returned to us the same day, and the enrollment record is transmitted to CMS. This triggers the generation and mailing of an enrollment acknowledgement letter, which lets retirees access pharmacy services as of their effective date. The retirees receive a Welcome Kit and ID cards approximately two weeks after the eligibility file is received.

Customer Care – Special Drug Expertise

Our Medicare Part D Customer Care team consists of highly specialized professionals who have access to information about drug interactions. They are able to help advise retirees on specific safety issues related to taking multiple medications and the clinical effectiveness of generic, brand and certain specialty drugs. The team provides support in many other areas as well, including:

- Look up and verify pharmacies in the network
- Look up drugs and their formulary tiers
- Provide information on less expensive, alternative drugs to a higher tier drug
- Provide information to the retiree about what coverage stage they are in and how close they are to reaching the next stage (e.g., the coverage gap)
- Explain our Utilization Management program including step therapy, prior authorizations and quantity limits
- Explain the cost savings and convenience of purchasing drugs through mail order, including how to get started and instructions for physicians to follow in prescribing a 90-day supply.
- Explain the content and services available on our Web site, including mail order set-up, accessing various forms and materials, managing prescriptions, locating Frequently Asked Questions, etc.
- Customer Care for Medicare Part D is available from 8 a.m. to 8 p.m. local time, seven days a week. The plan's Web site www.uhcmedicarerxforgroups.com contains useful information about covered prescription medicines, location of participating pharmacies, information on ordering and refilling medications through mail service on-line, and access to forms and other related materials.

UnitedHealthcare Rx for Groups (PDP)

Product Name	Plan A13	Plan B13	Plan C13	Plan D13	Plan E13	CMS Minimum
Retail Copays	$5 $10 $20 $20	$7 $15 $40 $40	$10 $20 $35 $35	$10 $30 $40 25%	$10 $45 $95 $95	25% + Deductible 25% + Deductible 25% + Deductible 25% + Deductible
Mail Service	• 2X retail copay for a 90 day supply through mail order service OptumRx • 3X retail copay for a 90 day supply through mail order service Walgreens • CMS Minimum Plan: 25% + Deductible					
Coverage Gap Benefit Choices	• Full Gap Coverage (copayment applies) • CMS Minimum Coverage (Generally 79% members coinsurance for generic drugs and 47.5% for most brand name drugs)					
Available Formularies	• ***Formulary G -*** Includes 100% of the drugs covered by Medicare Part D • ***Formulary H -*** Includes 100% of the drugs covered by Medicare Part D, but moves all covered generics into tier 1.					
Bonus List Buy-Up	• List B • List U	Bonus drug lists cover some Part D excluded drugs				

Not for distribution to retirees or beneficiaries.

This proposal is valid for the dates provided.

By accepting and reviewing the contents of this proposal, you and your agents or other designees agree to the extent permitted by law that the information contained herein, and any other information provided to you in connection with this proposal, is proprietary and/or confidential to UnitedHealth Group, and its related entities, and may not be copied, used, distributed or disclosed without prior written consent from an authorized representative of UnitedHealth Group, other than as necessary to evaluate this proposal.

We consider much of the information contained in the proposal to be proprietary or otherwise confidential, and are releasing this proposal to you with the understanding that you and your representatives will use it and any data included in this proposal only for the specific purpose of evaluating its content. If this is not consistent with your understanding, please notify us before reviewing this proposal.

In addition, this proposal is subject to negotiation and execution of a written agreement, which will supersede the contents of this proposal. This proposal does not constitute an agreement and is based on assumptions made from the written information in our possession and provided by you. We retain the right to modify this proposal if the information upon which this proposal is based is changed or is supplemented.

Not for distribution to retirees or beneficiaries.

This Page Intentionally Left Blank

Dual Enrollment Agreement

School District of Indian River County

Page 1:	Added – dual enrollment in first paragraph Added – SB1514 to section D) & E) Added – F)
Page 2	Added – G) Added – H) Added – I) Added – J) Added – SB 1514
Page 3	Added – language in section College Guidance #3
Page 4	Added – applicable in section 4) Added – 5) Added – Campus in section Notice to Participate
Page 5	Added – Beginning with in section 3) Added – language in section 4) Added – 9)
Page 6	Added – language in section Student Support Added – Student Standards of Conduct section
Page 7	Added – 2) Added – 3)
Page 8	Added – language to Instructional Quality and Evaluation Added – 1) Added – 2) Added – 4) Added – 5) Added – language to 9)
Page 9	Added – language to 10) Added – 11)
Page 10	Added – c) Added – Financial Arrangements – Tuition and cost Sharing

DUAL ENROLLMENT AGREEMENT
Indian River State College
And
Indian River County School District

Whereas, Section 1007.271, **Florida Statutes,** requires state colleges and school districts to develop comprehensive Dual Enrollment articulation agreements, the **District Board of Trustees for Indian River State College**, hereinafter referred to as the **TRUSTEES**, and the **Indian River County School Board**, hereinafter referred to as the **BOARD**, have made the following determinations:

A) Terms of this Agreement shall commence July 1, 2013 and end June 30, 2014 unless terminated as hereinafter provided.

B) Annual meetings shall take place between representatives from both institutions to review this Agreement to assure both parties that it continues to serve their mutual interests and provide student opportunities.

C) Either party shall have the right to terminate this Agreement by delivery of written notice to the other party not less than ninety (90) days prior to the effective date of said termination.

D) The parties through this Agreement recognize that as provided under Section 1007.271, F.S., SBE Rule 6A-14.064, HB 7059, and SB 1514, accelerated mechanisms such as Dual Enrollment/Early College and advanced (college-level) instructional programs for qualified students from the School District enhance learning opportunities and are required to be made available for those students.

E) The parties will adopt an Agreement as provided in Section 1007.271, F.S., SBE Rule 6A-14.064, HB 7059, and SB 1514 including:

1. College Credit Dual Enrollment
2. Vocational Credit Dual Enrollment

F) Per Senate Bill 1514, the Indian River County School district shall pay the standard tuition rate per credit hour from funds provided in the Florida Education Finance Program to Indian River State College (IRSC) for instruction taking place on any IRSC campus to cover instructional and support costs incurred by the college. For 2013-14 the standard college credit tuition rate at a Florida College System institution is $71.98 per credit hour or $2.33 per vocational clock hour. On-line dual enrollment courses which originate at an IRSC campus and are taught by IRSC faculty are subject to this provision.

G) Indian River State College will bill the school district for dual enrollment courses taken by high school students on IRSC campuses. The College will invoice for the total number of credits taken by high school students during the Fall and Spring Semesters. There will be no billing for dual enrollment courses conducted during the Summer Semesters.

H) The College's invoice for dual enrollment will itemize the following information:
- Student's name
- Prefix and title of dual enrollment course
- High School Name
- Number of credits
- Total number of credits for all students and
- Total amount due

I) A postsecondary institution may enter into an agreement with the school district to authorize teachers who teach dual enrollment courses at the high school site or the postsecondary institution.

J) A school district may not deny a student access to dual enrollment unless the student is ineligible to participate in the program subject to provisions specifically outlined in this Agreement.

NOW, THEREFORE, the parties agree as follows:

ARTICLE I. Ratification of Existing Agreements: All existing agreements between the TRUSTEES and the BOARD are hereby modified to conform with the terms of this agreement and the appendices of this document.

ARTICLE II. Program Description: In accordance with Section 1007.271, F.S., SBE Rule 6A-14.064, HB 7509, and SB 1514, the dual enrollment program is the enrollment of an eligible secondary student in a postsecondary course creditable toward both high school completion and a career certificate or an associate degree. Dual enrollment, an articulated accelerated mechanism offered jointly by the TRUSTEES and the BOARD, shall broaden the scope of curricular options available to students and increase the depth of study available for a particular subject by offering college credit and post-secondary vocational courses to eligible high school students as provided in the Dual Enrollment Agreement. Stipulations regarding course content, program requirements, student evaluation, faculty credentials, college environment, and strategic planning for dual enrollment courses are covered in SBE Rule 6A-14.064 adopted by the State Board of Education and included as an appendix to this Agreement, along with the IRSC Dual Enrollment Course list website link.

Section 1007.271, F.S. requires school districts to "weigh dual enrollment courses the same as advanced placement, International Baccalaureate, and Advanced International Certificate of Education courses when grade point averages are calculated. Alternative grade calculation, weighting systems that discriminate against dual enrollment courses are prohibited."

Course Lists: Any college credit course comprising 3 credits or higher and/or any vocational clock hour course comprising 75 hours or higher that is listed in the State Common Course Numbering System (SCNS) for postsecondary credit can be considered for Dual Enrollment. Courses that meet high school graduation requirements are listed in the DUAL ENROLLMENT COURSE EQUIVALENCY LIST. All high schools shall accept these postsecondary courses toward meeting the requirements of Section 1003.43, F.S.

Physical Education, College Preparatory courses, and private music lessons are excluded from this Agreement. Any changes necessary during the academic year will be mutually agreed upon by the articulation representatives of Indian River State College and the School District. Approval of courses for dual enrollment does not guarantee applicability toward satisfaction of eligibility requirements for Florida Bright Futures scholarships. Those requirements should be checked with the Bright Futures Office.

Course Credit: According to Section 1107.271 (2), F.S., students who are eligible for dual enrollment shall be permitted to enroll in dual enrollment courses conducted during school hours, after school hours, and during the summer. Students who complete a three (3), four (4), or five (5) credit dual enrollment course at IRSC with a passing grade will earn at least one-half (1/2) credit in the designated subject towards the high school diploma unless credit is otherwise assigned by the DUAL ENROLLMENT EQUIVALENCY LIST.

College Guidance:

1) Dual enrollment students will be assigned an IRSC advisor during their first term of enrollment. They will meet with their advisor to create an advising plan based upon their academic and career goals. This plan will then be used by the student and the high school counselor in subsequent semesters to determine appropriate dual enrollment courses to be taken.
2) Dual enrollment students will be able to access their educational plan online via the IRSC website where it can be utilized to search for available classes each semester.
3) This plan will ensure that dual enrollment students remain "on-track" for a college degree. High school counselors are responsible for ensuring that all applicable high school graduation requirements are met with the exception of courses dropped without notification to the counselor.

4) Dual enrollment students complete the registration process by selecting appropriate college classes, in consultation with their high school counselor and their assigned college advisor, based upon their individualized advising plan. Upon selection of the classes, they may register online, and submit the Dual Enrollment Registration Form (IRSC68) with appropriate signatures to any IRSC campus. Submission of this form ensures that applicable fees for approved courses are exempted.

5) IRSC provides high school counselors with online access to:
   - The student's advising plan
   - Transcript of grades
   - Student degree audit, test scores and placement values
   - Academic planning comments
   - Student class schedule
   - Email links to the student's IRSC counselor/advisor
   - Electronic notification of student withdrawals and drops from IRSC Dual Enrollment classes.

Notice to Participate: Students, parents, and school counselors will be notified by IRSC on the opportunities to participate in Dual Enrollment classes by:

1) Providing information sessions to be held at all IRSC campuses during the Spring Semester of each academic year.
2) The Office of Enrollment Management at IRSC, Campus Provost, or other IRSC representatives visiting each high school to provide enrollment support and information to the high school guidance counselors.
3) Enrollment Management coordinating efforts to answer questions, provide materials, and direct inquiries from students and parents interested in dual enrollment.
4) Sending students and/or parents a letter informing them of the student options to participate in dual enrollment.
5) Hosting a guidance counselor conclave in the fall semester each year to update and inform area high school counselors of dual enrollment opportunities for students as well as other opportunities at IRSC.

Student Eligibility: High school students/parents interested in dual enrollment must fulfill the requirements to participate identified under Section 1007.231 (3), F.S. and SBE Rule 6A-14.064 and provided further, all eligible students:

1) Must be enrolled in grades 10, 11 or 12 in a Florida public secondary or in a Florida non-public secondary school which is in compliance with Section 1002.42 (2) or enrolled in home-education programs pursuant to Section 1002.01 (1).
2) Must hold a minimum of 3.0 unweighted GPA for college credit courses and a minimum of 2.0 unweighted GPA for technical education courses

and/or Student Life Skills (SLS) courses. Recommended students with a GPA lower than the requirements above for dual enrollment may enroll pending documentation of approval from school district officials and the college administration.

a. Exceptions to the GPA requirement may be granted by an IRSC Dean or Provost, upon the recommendation of the high school guidance counselor.
b. Decision will be based on high school justification, academic rigor of the course, placement scores, and other academic history.

3) Must show college coursework readiness by successfully achieving the scores established by the Florida College System for placement into college-level math, reading, and English courses as stated in Section 1008.30, F.S. Beginning with the academic year of 2012/13 the State of Florida will use the new Postsecondary Education Readiness Test (PERT) exam instead of the College Placement Test (CPT).
4) May substitute the appropriate scores from a state-approved standardized test (ex. Enhanced ACT or SAT Recentered) to qualify for specific college credit dual enrollment courses. Current ACT and SAT scores for college level readiness are:

ACT English:	17
ACT Reading:	18
ACT Math:	19
SAT English:	440
SAT Reading:	440
SAT Math:	440

5) Who have accumulated twelve (12) college credit hours and have not yet demonstrated proficiency in all of the basic competency areas of reading writing and mathematics must be advised in writing by the School District of the requirements for Associate degree completion and state university admission, including information about future financial aid eligibility and the potential costs of accumulating excessive college credit, as outlined in Section 1009.286 F.S.
6) Must complete dual enrollment application/permission forms with all appropriate signatures.
7) Must complete course registration forms with all appropriate signatures.
8) Must complete any applicable vocational assessment (i.e. TABE).
9) If a student is projected to graduate from high school before the scheduled completion date of a postsecondary course, the student may not register for that course through dual enrollment.

Student Support: High school counselors and IRSC educational service staff members will work together to ensure that each student meets the academic eligibility requirements for dual enrollment courses. High school guidance counselors are responsible for assisting the student to identify college

courses that also meet high school graduation requirements; see Dual Enrollment Course Offerings on the IRSC Dual Enrollment Page at the college website:

http://www.irsc.edu/uploadedFiles/Programs/DualEnrollment/dual-enrollment-courses.pdf

Student Standards of Conduct (page 37-39 of Student Handbook):
The college looks upon its students as mature individuals at an age of responsibility for their own actions. The following regulations were designed by the students, staff, and faculty in order to insure compliance with state and county laws and to promote the safe, efficient operation of the College. Violations of these regulations will be referred to the Vice President of Student Affairs for appropriate action, which may include a Student Affairs Committee. Failure to respond to a summons by letter, telephone call, or message delivered by an IRSC employee concerning a matter of conduct is considered a violation of the student code of conduct. (See Administration of Student Discipline, page 55.)

Board Policy Number 6Hx11-7.24 Student Standards of Conduct— Any student who accepts the privilege of enrollment at Indian River State College is deemed to have given his or her consent to adhere to the policies of the College and the laws of the State of Florida. Students shall conduct themselves in a manner compatible with the College's function as an educational institution.

Student Standards of Conduct are applicable on campus, at off campus locations or activities, and while using College facilities or equipment. Each student shall assume responsibility for familiarity with College policies and agree to the highest moral and ethical standards of conduct including, but not limited to the following:

- To uphold and abide by all College policies and procedures including those of the Campus Coalition Government;
- To respect each student's right to learn in all educational environments;
- To participate and contribute to class discussions and activities to the best of his or her ability;
- To make responsible use of all College facilities and equipment including electronic communications with faculty, staff, and other students;
- To demonstrate respect towards faculty, staff, administrators, and other persons employed by the College;
- To respect instructor grading policies and to adhere to the highest standards of academic honesty;
- To acknowledge and comply with reasonable requests for student assistance or service by College personnel whenever possible;
- To extend courtesy, integrity, and good citizenship to all individuals at the College;

- To refrain from engaging in activities or conduct that might discredit or disrupt the College or its employees, students, and visitors.

Misconduct for which students are subject to discipline falls into the following categories:

A. Dishonesty, such as cheating, plagiarism, or knowingly furnishing false information to the College.
B. Forgery, alteration, or misuse of College documents, records, or identification.
C. Obstruction or disruption of teaching, research, administration of disciplinary procedures, or other College activities, including its public service functions, or conduct which threatens or endangers the health or safety of any such persons.
D. Theft or damage to property of the College or of a member of the College community or campus visitor.
E. Unauthorized entry to or use of College facilities.
F. Violation of College policies or of campus regulations including campus regulations concerning the registration of student organizations; the use of College facilities; or the time, place, and manner of public expressions.
G. Consumption, use, possession, distribution or involvement with alcohol, illegal drugs or substances, (e.g. heroin, cocaine, LSD, barbiturates, hallucinogenics, narcotics, marijuana) or presence when/ where these substances are being used or consumed.
H. Disorderly conduct or lewd, indecent, or obscene conduct or expression on College-owned property or at College-supervised functions.
I. Failure to comply with directions of College officials acting in the performance of their duties.
J. Conduct which adversely affects the student's suitability as a member of the academic community. Students who aid others in disciplinary infractions are also subject to disciplinary action.
K. Acts of sexual assault/battery (rape) or other forms of sexual misconduct, including harassment, exploitation, intimidation, or coercion.

IRSC Educational Services and advising staff will:

1) Make sure dual enrollment students are properly identified as such in the Mariner system.
2) Ensure that an individualized student success plan is developed and implemented for each dual enrollment student.
3) Provide ongoing advisement to students regarding their progression in College courses and programs.
4) Provide the school district with the student's grades at the end of the term electronically through the state FASTER system.

5) Provide Dual Enrollment students with the use of all of IRSC academic support resources. Students are encouraged to utilize services such as: Career Planning, Academic Support Centers (ASC), and Libraries.
6) Students may also access the IRSC website for detailed information on degrees, programs, and resources.

Student Records: The parties may provide personally identifiable student records to each other in the performance of this agreement. Such records are provided pursuant to Section 1002.22(3)(d), F.S., and 20 U.S.C.A. 1232g. Each party further agrees to comply with Section 1002.22, F.S., and 20 U.S.C.A. 1232g, including but not limited to provisions related to confidentiality, access, consent, length of retention and security of student records.

Instructional Quality and Evaluation: The TRUSTEES shall accept the responsibility for all courses and certification of faculty as prescribed in SBE Rule 6A-14.064 Credit Dual Enrollment and by the Southern Association of Colleges and Schools Commission on College's Principles of Accreditation.

1) In all cases, faculty must meet IRSC faculty credentialing criteria based on SACS Guidelines. These IRSC criteria apply to all faculty teaching postsecondary courses regardless of the physical location of the course being taught.
2) Indian River State College, as the postsecondary institution awarding credit, shall ensure that all faculty teaching dual enrollment courses meet these qualifications. All instructors must be certified by the TRUSTEES.
3) If the parties agree to utilize instructors employed by the BOARD, those instructors shall meet the same IRSC certification qualifications as other instructors employed by the TRUSTEES.
4) IRSC and the School District shall collaborate to ensure full compliance with all IRSC faculty certification procedures, and SACS Commission on Colleges Principles of Accreditation.
5) The President or designee, for the TRUSTEES, shall assign the instructors for all classes offered in accordance with this agreement.
6) A passing grade in a dual enrollment course indicates mastery of the performance standards for the course.
7) Those classes offered in a high school setting will maintain a collegial atmosphere with minimum interruptions in instructional time as established by SBE Rule 6A-14.064.
8) IRSC shall provide all instructors teaching dual enrollment courses with the approved course plans, objectives, competencies and final exams. Completed scored exams will be returned to IRSC and held on file for at least one (1) year.
9) All instructors teaching dual enrollment courses shall provide a copy of the course syllabus to the appropriate IRSC Department Chair or Academic Dean prior to the start of each term.

10) All adjunct faculty teaching dual enrollment courses shall be provided with electronic access to the IRSC Adjunct Faculty Handbook and IRSC Student Handbook.
11) IRSC and the School District shall collaborate to ensure full compliance with SACS standards regarding the number of college credit courses which may be offered on a high school site prior to seeking Substantive Change approval.

Responsibilities:

1) Students enrolled in dual enrollment classes in accordance with this Agreement are exempt from payment of registration, matriculation, and laboratory fees.
2) Insurance fees will be paid by the student unless BOARD provides appropriate insurance for coverage.
3) Students and/or the BOARD are responsible for transportation to and from dual enrollment classes.
4) The President or designee, for the TRUSTEES, shall have the responsibility for selection of textbook and courses materials in accordance with this Agreement.
5) The BOARD is responsible for providing instructional materials used in courses offered in accordance with this Agreement. The President or designee, for the TRUSTEES, and the Superintendent or designee, for the BOARD, shall mutually approve and agree upon procedures and conditions for the purchase, resale, and any reimbursement for instructional materials.
6) All textbooks and reusable course materials become property of the BOARD at the end of the course and must be returned to the school by the student using the course materials.
7) The TRUSTEES shall issue payment for instructional time rendered by an instructor employed by the TRUSTEES and in accordance with the current AAUP contract.
8) The BOARD shall be responsible for payment of instructors employed by the BOARD for courses offered in accordance with this agreement.
9) Class size, locations and time of course offerings will be approved by the President or designee, for the TRUSTEES.
10) Academic policies including grading, course withdrawals and repeats, and attendance will be in accordance with the College Catalog for Indian River State College, SBE Rule 6A-14.064, and HB7509.
11) Students and parents shall sign acknowledgement of the following college course-level expectations:
    a. Any letter grade below a “C” will not count as credit toward satisfaction of the requirements of SBE Rule 6A-10.030 F.A.C.; however, all grades are calculated into a student’s GPA and will appear on the college transcript.

b. All grades, including "W" for withdrawal, become part of the student's permanent college transcript and may affect subsequent postsecondary admission.
c. Students who do not receive a passing grade for a course or who receive a grade of "W" according to the college, may retake the course at their own expense only.
d. College course materials and class discussions may reflect topics not typically included in secondary courses. College courses will not be modified to accommodate variations in student age and/or maturity.
e. Courses will be selected to meet degree/certificate requirements in order to minimize student and state costs for excess hours.

12) Grades awarded by IRSC are not subject to change by the BOARD or its representatives, including a "W". State Board Rule 6A-1.09941, F.A.C., *State Uniform Transfer of High School Credits*, establishes uniform procedures related to the high school's acceptance of transfer credit for students in Florida's public schools.

Financial Arrangements – Tuition and Cost Sharing:

1) When dual enrollment instruction is provided on the high school site by an Indian River State College faculty member, the school district shall reimburse the costs associated with the proportion of salary and benefits and other actual costs of the college to provide the instruction.
2) When a dual enrollment course is held on the high school campus and instruction is provided by school district faculty, the school district is only responsible for the College's actual costs associated with offering the program. Indian River State College and the Indian River County School District agree to share in these other actual costs; therefore, no charges will be assessed. On-line dual enrollment courses which are taught in their entirety by school district faculty approved by IRSC to teach the course are subject to this provision.
3) In acknowledgement of the school districts partnership and to transition collaboratively to new provisions, IRSC will establish a one-year cost sharing program in the academic year 2013-14 for dual enrollment based on enrollment participation from the 2012-13 school year data.
4) The College will invoice the school district twice, on November 1, 2013 and on May 1, 2014 during the 2013-14 school year. The invoice is payable 30 days from the date of the invoice and will include the details listed in section H of this agreement.
5) Provided the outstanding invoice to the school district for the Fall 2013 and Spring 2014 terms are paid to the College by December 15, 2013 and June 15, 2014, respectively, the College agrees to share in the cost of dual enrollment instructional materials in the total amount of $90,000, payable in two equal installments on December 31, 2013 and June 30, 2014 to the school district.

ARTICLE III. Evaluation of the Agreement: This agreement shall be renewed annually unless both parties request a change or termination, in which case a change or termination will be given in writing by either party with

ninety (90) days prior to such change or termination taking place. Evaluation of the Agreement will take place throughout the school year and include identifying problems, taking corrective actions, new strategies, and associated costs to implement those strategies. New courses will be added to the *DUAL ENROLLMENT EQUIVALENCY LIST* once approved by the DOE.

This Agreement is subject to all pertinent state and federal laws and regulations of the Department of Education, State of Florida, Title VI and VII of the Civil Rights Act of 1964, and all regulations, rules, and guidelines promulgated there under. The parties expressly agree to maintain records in compliance with the Federal Public Records Act subject only to the privacy rights guaranteed by applicable state and federal laws and regulations.

IN WITNESS WHEREOF, the parties have caused this instrument to be signed in their respective names by their proper official, under these official seals, the day and year written below:

THE DISTRICT BOARD OF TRUSTEES OF Indian River State College	SCHOOL BOARD OF Indian River County
_____ Chair – Werner Bols	_____ Chair- Carol Johnson
Date: _____	Date: _____
Attest: _____ Dr. Edwin R. Massey, President	Attest: _____ Dr. Fran Adams, Superintendent

SCHOOL DISTRICT OF INDIAN RIVER COUNTY, FLORIDA
Capital Project Revenues & Other Financing Sources
Projections for Fiscal Year 2014-2018

	Revenues & Other Financing Sources	2012-2013	2013-2014	2014-2015	2015-2016	2016-2017	2017-2018	Total	Notes
1	Property Taxes	$19,462,064	$19,734,677	$20,686,752	$21,471,840	$22,349,808	$23,410,080	$107,653,156	1) Updated property growth based on most recent projections. 1.50 mills by Legislature.
2	PECO - New Construction	$0	0	0	0	0	0	0	
3	PECO - Maintenance	$0	0	0	0	0	0	0	
4	State Charter School Capital Outlay	$800,136	760,700	760,700	760,700	760,700	760,700	3,803,500	Charter School Capital Outlay set yearly by Legislature
5	CO & DS	$68,705	68,705	68,705	68,705	68,705	68,705	343,525	Projections based on 5 year capital plan information FLDOE
6	Interest	$97,379	98,673	103,434	107,359	111,749	111,749	532,964	Estimated interest at .5%
	Other	$30,000	53,457	30,000	30,000	30,000	30,000	173,457	Fuel Tax Revenue all years plus $23,457 Received back from Contractor after Attestation in 2014.
7	Impact Fees	$0	0	0	0	0	0	0	Impact fees will be budgeted upon notification of receipt from IRC
8	Reallocation of Prior Year Revenue	$10,001,271	0	0	0	0	0	0	Reallocated revenue from prior year for new projects in 2013
9	**Total Revenues & Other Financing Sources**	$30,459,555	$20,716,212	$21,649,591	$22,438,604	$23,320,962	$24,381,234	$112,506,603	
10									
11	**Transfer to General Fund**	**$4,100,136**	**$4,060,700**	**$4,060,700**	**$4,060,700**	**$4,060,700**	**$4,060,700**	**$20,303,500**	
12									
13	***Debt Service***								
14	Debt Service:								
15	QSCB Debt Service	$1,492,832	$1,625,344	$1,620,345	$1,620,345	$1,620,345	$1,620,345	$8,106,724	Debt Service for VBE, TCE, Fellsmere QSCB net of the credit for Federal Subsidy.
16	Capital Leases	$408,777	$306,583	$0	$0	$0	$0	$306,583	CISCO Unified Communication System 5 year payments end 2014.
17	COP Debt Service (Existing COP)	$9,539,902	9,538,613	9,526,401	9,530,750	9,530,750	9,526,258	47,652,772	Current Debt Service on 2005 and 2007 COPs.
18	**Total Debt Service Reduced By Federal Subsidy**	**$11,441,511**	**$11,470,540**	**$11,146,746**	**$11,151,095**	**$11,151,095**	**$11,146,603**	**$56,066,079**	
19									
20	**Net Remaining Funding Sources before On-Going Commitments & Projects**	**$14,917,908**	**$5,184,972**	**$6,442,145**	**$7,226,809**	**$8,109,167**	**$9,173,931**	**$36,137,024**	
21									
22	On-going Commitments	$14,092,908	$5,134,972	$6,442,145	$4,226,809	$5,809,167	$4,684,987	$26,298,080	Maintenance, modernizations, ET and other equipment, relocatables, safety, security and environmental, and school buses and other vehicles
23	Project Commitments	$825,000	$50,000	$0	$3,000,000	$2,300,000	$4,488,944	9,838,944	Beachland $ 50 K 2014, $ 1.9 ml 2018; Citrus El $ 3.0 ml 2016, $ 2.3 ml 2017, $ 1.7 ml 2018; Wabasso $ 850 K 2018
24									
25	**Net Remaining Funding Sources after On-Going Commitments & Projects**	**$0**	**$0**	**$0**	**$0**	**$0**	**$0**	**$0**	
26									
27	**Property Tax Projection %**	**NA**	**1.40%**	**4.82%**	**3.80%**	**4.09%**	**4.74%**		
28	**Value of 1 mill**	**$12,974,709**	**$13,156,451**	**$13,791,168**	**$14,314,560**	**$14,899,872**	**$15,606,720**		
29	**Millage Used for COP Debt Service**	**0.75**	**0.87**	**0.81**	**0.78**	**0.75**	**0.71**		Within Board approved self-imposed debt limit of 1 mill
30	**COP Debt Service as % Millage Revenue**	**50.18%**	**58.12%**	**53.88%**	**51.93%**	**49.89%**	**47.61%**		Within F.S. 1011.71 limit of 75% of levy
31	**Millage Used for COP Debt Service Excluding Credit for Federal Subsidy**	**0.87**	**0.99**	**0.92**	**0.89**	**0.85**	**0.81**		Within Board approved self-imposed debt limit of 1 mill
32	**COP Debt Service as % Millage Revenue Excluding Credit for Federal Subsidy**	**58.01%**	**65.84%**	**61.25%**	**59.03%**	**56.71%**	**54.12%**		Within F.S. 1011.71 limit of 75% of levy
31	**Outstanding COP End of FY**	**$118,868,111**	**$112,344,167**	**$105,615,222**	**$98,666,278**	**$91,492,333**	**$84,073,389**		

Summary of Capital Improvement Program

Project	Total	Prior to 2014	FY 2014 - FY 2018	2013-2014	2014-2015	2015-2016	2016-2017	2017-2018
New Construction								
New Construction and Additions								
Beachland El Expansion	2,778,944	790,000	1,988,944	50,000				1,938,944
Citrus Elementary School Expansion	7,500,000	500,000	7,000,000			3,000,000	2,300,000	1,700,000
Wabasso School Classroom Replacement	850,000	0	850,000					850,000
Subtotal New Construction and Additions	**11,128,944**	**1,290,000**	**9,838,944**	**50,000**	**0**	**3,000,000**	**2,300,000**	**4,488,944**
Subtotal New Construction	**11,128,944**	**1,290,000**	**9,838,944**	**50,000**	**0**	**3,000,000**	**2,300,000**	**4,488,944**
Other Items								
Capital Maintenance								
Capital Maintenance	1,865,480	0	1,865,480	425,160	425,160	425,160	295,000	295,000
Painting - Districtwide	2,157,500	0	2,157,500		168,000	13,500	1,736,000	240,000
Roofing - Districtwide	1,031,079	0	1,031,079		316,346	194,290	186,456	333,987
Site Improvements - Schools of Innovation	100,000	0	100,000	100,000				
Small Projects - Districtwide	1,803,300	0	1,803,300		442,000	404,300	366,000	591,000
Subtotal Capital Maintenance	**6,957,359**	**0**	**6,957,359**	**525,160**	**1,351,506**	**1,037,250**	**2,583,456**	**1,459,987**
Safety, Security, and Environmental								
Health & Life Safety	4,570,000	0	4,570,000	2,077,500	992,500	500,000	500,000	500,000
Playground Equipment	1,536,250	0	1,536,250		1,536,250			
Subtotal Safety, Security, and Environmental	**6,106,250**	**0**	**6,106,250**	**2,077,500**	**2,528,750**	**500,000**	**500,000**	**500,000**
Relocatables								
Relocatable Leasing	5,000,000	0	5,000,000	1,000,000	1,000,000	1,000,000	1,000,000	1,000,000
Subtotal Relocatables	**5,000,000**	**0**	**5,000,000**	**1,000,000**	**1,000,000**	**1,000,000**	**1,000,000**	**1,000,000**
Educational Technology								
District Technology	2,500,000	0	2,500,000	500,000	500,000	500,000	500,000	500,000
Subtotal Educational Technology	**2,500,000**	**0**	**2,500,000**	**500,000**	**500,000**	**500,000**	**500,000**	**500,000**
Furniture & Equipment								

Project	Total	Prior to 2014	FY 2014 - FY 2018	2013-2014	2014-2015	2015-2016	2016-2017	2017-2018
School Buses/Vehicles	4,400,000	0	4,400,000	700,000	800,000	900,000	1,000,000	1,000,000
Subtotal Furniture & Equipment	**4,400,000**	**0**	**4,400,000**	**700,000**	**800,000**	**900,000**	**1,000,000**	**1,000,000**
Debt Service and Operations								
J A Thompson Administrative Ctr Lease	225,000	0	225,000	45,000	45,000	45,000	45,000	45,000
Subtotal Debt Service and Operations	**225,000**	**0**	**225,000**	**45,000**	**45,000**	**45,000**	**45,000**	**45,000**
Reserves and Contingencies								
Other Projects District Wide	1,109,471	0	1,109,471	287,312	216,889	244,559	180,711	180,000
Subtotal Reserves and Contingencies	**1,109,471**	**0**	**1,109,471**	**287,312**	**216,889**	**244,559**	**180,711**	**180,000**
Subtotal Other Items	**26,298,080**	**0**	**26,298,080**	**5,134,972**	**6,442,145**	**4,226,809**	**5,809,167**	**4,684,987**
Total Projects	**37,427,024**	**1,290,000**	**36,137,024**	**5,184,972**	**6,442,145**	**7,226,809**	**8,109,167**	**9,173,931**

Project Title : Beachland El Expansion
Project Type : New Construction and Additions
Project ID : 9000SW99001
Planning Zone : South Area

Funding

	Total	Prior FY	FY2013	FY2014	FY2015	FY2016	FY2017	FY2018
Land Acquisition Planning & Design Construction Furniture & Equipment Other	$2,778,944	$465,000	$325,000	$50,000				$1,938,944
Total	$2,778,944	$465,000	$325,000	$50,000				$1,938,944

Construction includes Site Development — Other includes CIP projects, Legal, Portables, Project Contingency, Testing, etc.

Project Description

Part 1 of the project is traffic improvements to handle the excess parent pickup traffic with construction taking place in the summer of 2013. Part 2 will begin planning for the expansion of the school cafeteria building.

Student Stations After Project: 0
Capacity Before: 555
Capacity After: 0

Project Status: Planning
Design Start Date : 2011
Construction Start Date : 2013
Scheduled Open Date : 2018

Justification

Coordination

The project will be coordinated with the St. Johns Water Management District, Indian River County, the City of Vero Beach and school administration and staff.

Project Title : Citrus Elementary School Expansion **Project Type :** New Construction and Additions

Project ID : 9012ES90014

Planning Zone : South Area

Funding

	Total	Prior FY	FY2013	FY2014	FY2015	FY2016	FY2017	FY2018
Land Acquisition								
Planning & Design	$500,000	$500,000						
Construction	$7,000,000					$3,000,000	$2,300,000	$1,700,000
Furniture & Equipment								
Other								
Total	$7,500,000	$500,000				$3,000,000	$2,300,000	$1,700,000

Construction includes Site Development — Other includes CIP projects, Legal, Portables, Project Contingency, Testing, etc.

Project Description

Addition of a New Classroom Building consisting of 13 classroom, 1 skills lab, 2 resource rooms. The new classroom building will add 191 PERMANENT student stations to replace temporary portable space as per the June 2013 Educational Facilities Survey #5/Version 1. In addition the core spaces will be expanded in conjunction with bringing the school to a 750 student station capacity.

Student Stations After Project: 191
Capacity Before: 556
Capacity After: 750

Project Status: Planning
Design Start Date : 2013
Construction Start Date :
Scheduled Open Date :

Justification

To alleviate overcrowding and replace temporary portables with permanent classroom space.

Coordination

Design Start Date 7/01/13, Construction Start Date & Scheduled Open Date - TBD

Project Title : Wabasso School Classroom Replacement **Project Type :** New Construction and Additions

Project ID : 9014DS99013

Planning Zone : North Area

Funding

	Total	Prior FY	FY2013	FY2014	FY2015	FY2016	FY2017	FY2018
Land Acquisition								
Planning & Design	$150,000							$150,000
Construction	$700,000							$700,000
Furniture & Equipment								
Other								
Total	$850,000							$850,000

Construction includes Site Development — Other includes CIP projects, Legal, Portables, Project Contingency, Testing, etc.

Project Description

Project to include modernization of exisiting classroom spaces, ADA upgrades campus wide and improvements to the Administration Area.

Student Stations After Project: 0
Capacity Before: 60
Capacity After: 0

Project Status:
Design Start Date :
Construction Start Date :
Scheduled Open Date :

Justification

Coordination

Project Title : Capital Maintenance
Project Type : Capital Maintenance
Project ID : 9000DS99056
Planning Zone : County-wide

Funding

	Total	Prior FY	FY2013	FY2014	FY2015	FY2016	FY2017	FY2018
Land Acquisition Planning & Design Construction Furniture & Equipment Other	$1,865,480			$425,160	$425,160	$425,160	$295,000	$295,000
Total	$1,865,480			$425,160	$425,160	$425,160	$295,000	$295,000

Construction includes Site Development — Other includes CIP projects, Legal, Portables, Project Contingency, Testing, etc.

Project Description

FY 2014 FUNDING INCLUDES:
Districtwide HVAC - $175,000; Districtwide Roofing -$130,160; Districtwide Electrical - $120,000

FY 2015 FUNDING INCLUDES:
Districtwide HVAC - $175,000; Districtwide Roofing - $130,160; Districtwide Electrical - $120,000

FY 2016 FUNDING INCLUDES:
Districtwide HVAC - $175,000; Districtwide Roofing - $130,160; Districtwide Electrical - $120,000

FY 2017 FUNDING INCLUDES:
Districtwide HVAC - $175,000; Districtwide Electrical - $120,000

FY 2018 FUNDING INCLUDES:
Districtwide HVAC - $175,000; Districtwide Electrical - $120,000

Project Status: On-going
Design Start Date :
Construction Start Date :
Scheduled Open Date :

Justification

Compliance with SREF and ensuring adequate facility support at each school.

Coordination

This project funds normal maintenance activities needed at schools during the year. Funds are earmarked in specific trades to be used for general upkeep of school and support facilities.

Project Title : Painting - Districtwide
Project Type : Capital Maintenance
Project ID : 9014DS99010
Planning Zone : County-wide

Funding

	Total	Prior FY	FY2013	FY2014	FY2015	FY2016	FY2017	FY2018
Land Acquisition Planning & Design Construction Furniture & Equipment Other	$2,157,500				$168,000	$13,500	$1,736,000	$240,000
Total	$2,157,500				$168,000	$13,500	$1,736,000	$240,000

Construction includes Site Development — Other includes CIP projects, Legal, Portables, Project Contingency, Testing, etc.

Project Description

PAINTING AND CAULKING DISTRICTWIDE
FY 2015 INCLUDES:
Adult Education - $ 3,000; VBHS FLC - $16,000; Beachland - $14,000; Citrus - $8,000; Dodgertown - $9,000; Fellsmere - $7,000; Glendale-$4,000; Gifford Middle-$37,000; Highlands - $9,000; Pelican Island - $10,000; Rosewood Magnet - $12,000; Sebastian - $10,000; SRMS - $19,000; Wabasso - $10,000

FY 2016 INCLUDES:
Libery Magnet - $9,500; Treasure Coast - $4,000

FY 2017 INCLUDES:
Osceola Magnet - $10,000; Oslo Middle - $206,000; SRHS - $1,520,000

FY 2018 INCLUDES:
Storm Grove - $210,000; Support Services - $20,000;
Vero Beach Elem - $10,000

Project Status: On-going
Design Start Date :
Construction Start Date :
Scheduled Open Date :

Justification

Interior and Exterior Painting and Caulking based on Physical Plant's 5 Year Painting Schedule.

Coordination

Project Title : Relocatable Leasing **Project Type :** Relocatables

Project ID : 9000DS99023

Planning Zone : County-wide

Funding

	Total	Prior FY	FY2013	FY2014	FY2015	FY2016	FY2017	FY2018
Land Acquisition								
Planning & Design								
Construction								
Furniture & Equipment								
Other	$5,000,000			$1,000,000	$1,000,000	$1,000,000	$1,000,000	$1,000,000
Total	$5,000,000			$1,000,000	$1,000,000	$1,000,000	$1,000,000	$1,000,000

Construction includes Site Development — Other includes CIP projects, Legal, Portables, Project Contingency, Testing, etc.

Project Description

Funds will be used to lease relocatables needed for additional teaching units, program capacity, pre-K programs, building and HVAC renovations, and other, appropriate uses.

Project Status: On-going

Design Start Date :

Construction Start Date :

Scheduled Open Date :

Justification

Relocatables fill temporary needs that allow avoidance of unnecessary, permanent construction.

Coordination

Placement of relocatables will be coordinated with school, maintenance and building department staff.

Project Title : Roofing - Districtwide
Project Type : Capital Maintenance
Project ID : 9014DS99005
Planning Zone : County-wide

Funding

	Total	Prior FY	FY2013	FY2014	FY2015	FY2016	FY2017	FY2018
Land Acquisition Planning & Design Construction Furniture & Equipment Other	$1,031,079				$316,346	$194,290	$186,456	$333,987
Total	$1,031,079				$316,346	$194,290	$186,456	$333,987

Construction includes Site Development — Other includes CIP projects, Legal, Portables, Project Contingency, Testing, etc.

Project Description

FY 2015 INCLUDES:
Citrus Elem-$108,074; DodgertownElem-$135,612;
Fellsmere Elem - $63,252; Glendale Elem - $3,000;
Gifford Middle - $6,408

FY 2016 INCLUDES:
VBSH FLC - $34,013; Citrus Elem - $27,885;
Dodgertown Elem - $83,892; Glendale Elem - $4,000;
Gifford Middle $44,500;

FY 2017 INCLUDES:
Fellsmere Elem - $186,456

FY 2018 INCLUDES:
Beachland Elem - $313,683; Fellsmere Elem - $20,304

Project Status: On-going
Design Start Date :
Construction Start Date :
Scheduled Open Date :

Justification

Roofing replacement/repairs based on the Facility Roof Condition Assessment Report dated May 17, 2013.

Coordination

Project Title : Site Improvements - Schools of Innovation **Project Type :** Capital Maintenance

Project ID : 9014DS99009

Planning Zone : County-wide

Funding

	Total	Prior FY	FY2013	FY2014	FY2015	FY2016	FY2017	FY2018
Land Acquisition								
Planning & Design								
Construction	$100,000			$100,000				
Furniture & Equipment								
Other								
Total	$100,000			$100,000				

Construction includes Site Development — Other includes CIP projects, Legal, Portables, Project Contingency, Testing, etc.

Project Description

Schools of Innovation (Curb Appeal)
2014 FY Includes:
Dodgertown Elementary - $25,000
Glendale Elementary - $25,000
Highlands Elementary - $25,000

Site Improvements
2014 FY Includes:
Citrus Elementary (Benches for 120 Students) $25,000

Project Status: Planning
Design Start Date : 2013
Construction Start Date :
Scheduled Open Date :

Justification

Building Entrance Enhancements for Dodgertown, Glendale and Highlands Elementary Schools.

Coordination

Project Title : Small Projects - Districtwide **Project Type :** Capital Maintenance

Project ID : 9014DS99000

Planning Zone : County-wide

Funding

	Total	Prior FY	FY2013	FY2014	FY2015	FY2016	FY2017	FY2018
Land Acquisition Planning & Design Construction Furniture & Equipment Other	$1,803,300				$442,000	$404,300	$366,000	$591,000
Total	$1,803,300				$442,000	$404,300	$366,000	$591,000

Construction includes Site Development — Other includes CIP projects, Legal, Portables, Project Contingency, Testing, etc.

Project Description

Miscellaneous Small Projects Districtwide as identified on Five Year Capital Plan 2014-2018.

Project Status: On-going

Design Start Date :

Construction Start Date :

Scheduled Open Date :

Justification

Coordination

Project Title : Health & Life Safety
Project Type : Safety, Security, and Environmental
Project ID : 9014DS99001
Planning Zone : County-wide

Funding

	Total	Prior FY	FY2013	FY2014	FY2015	FY2016	FY2017	FY2018
Land Acquisition Planning & Design Construction Furniture & Equipment Other	$4,570,000			$2,077,500	$992,500	$500,000	$500,000	$500,000
Total	$4,570,000			$2,077,500	$992,500	$500,000	$500,000	$500,000

Construction includes Site Development — Other includes CIP projects, Legal, Portables, Project Contingency, Testing, etc.

Project Description

FY 2014 INCLUDES:
SECURITY ENHANCMENTS: Adult Ed/VBHS FLC-$113,000; Beachland-$103,000; Citrus-$88,000; Dodgertown-$88,000; Glendale-$44,000; Gifford Middle-$175,000; Highlands-$88,000; Liberty-$44,000; Osceola-$66,000; Oslo Middle-$62,500; Pelican Island Elem-$88,000; Rosewood-$44,000; Sebastian Elem-$88,000; SRMS-$95,000; Storm Grove-$65,000; SRHS-$115,000; Treasure Coast-$63,000; Vero Beach Elem-$38,000; VBHS-$40,000
HEALTH & SAFETY: Districtwide - $500,000
FIRE ALARM MONITORING: Districtwide - $70,000
FY 2015 INCLUDES:
SECURITY ENHANCMENTS: Fellsmere-$88,000; Glendale-$44,000; Liberty-$44,000; Oslo Middle-$62,500; Rosewood-$44,000; SRMS-$95,000; SRHS-$115,000
HEALTH & SAFETY: Districtwide - $500,000
FY 2016, 2017 & 2018 INCLUDES:
HEALTH & SAFETY: Districtwide - $500,000 each year

Project Status: On-going
Design Start Date :
Construction Start Date :
Scheduled Open Date :

Justification

Security Enhancements District Priority

Coordination

Project Title : Playground Equipment
Project Type : Safety, Security, and Environmental
Project ID : 9014DS99024
Planning Zone : County-wide

Funding

	Total	Prior FY	FY2013	FY2014	FY2015	FY2016	FY2017	FY2018
Land Acquisition								
Planning & Design								
Construction								
Furniture & Equipment	$1,536,250				$1,536,250			
Other								
Total	$1,536,250				$1,536,250			

Construction includes Site Development — Other includes CIP projects, Legal, Portables, Project Contingency, Testing, etc.

Project Description

Playground Equipment Replacment:
FY 2015 INCLUDES:
Dodgertown Elem - $219,375
Glendale Elem - $220,000
Highlands Elem - $219,375
Pelican Island Elem - $219,375
Rosewood Magnet - $219,375
Sebastian Elem - $219,375
Wabasso School - $219,375

Project Status: On-going
Design Start Date :
Construction Start Date :
Scheduled Open Date :

Justification

Replacement of playground equipment due to age of equipment.

Coordination

Project Title : District Technology
Project Type : Educational Technology
Project ID : 9000DS99046
Planning Zone :

Funding

	Total	Prior FY	FY2013	FY2014	FY2015	FY2016	FY2017	FY2018
Land Acquisition								
Planning & Design								
Construction								
Furniture & Equipment	$2,500,000			$500,000	$500,000	$500,000	$500,000	$500,000
Other								
Total	$2,500,000			$500,000	$500,000	$500,000	$500,000	$500,000

Construction includes Site Development — Other includes CIP projects, Legal, Portables, Project Contingency, Testing, etc.

Project Description

This project funds expenditures for computer refreshing technology needs on a district-wide basis.

Project Status: On-going
Design Start Date :
Construction Start Date :
Scheduled Open Date :

Justification

Technology advances, program additions and expansions.

Coordination

Project Title : School Buses/Vehicles **Project Type :** Furniture & Equipment

Project ID : 9000DS99020

Planning Zone :

Funding

	Total	Prior FY	FY2013	FY2014	FY2015	FY2016	FY2017	FY2018
Land Acquisition								
Planning & Design								
Construction								
Furniture & Equipment								
Other	$4,400,000			$700,000	$800,000	$900,000	$1,000,000	$1,000,000
Total	$4,400,000			$700,000	$800,000	$900,000	$1,000,000	$1,000,000

Construction includes Site Development — Other includes CIP projects, Legal, Portables, Project Contingency, Testing, etc.

Project Description

Funds will be used to purchase replacement buses for the Transportation Department.

FY 2014 Budget to Include:
Bus Replacement - $700,000

Project Status: On-going
Design Start Date :
Construction Start Date :
Scheduled Open Date :

Justification

Replacement of vehicles no longer safe and/or efficient and at the end of useful life.

Coordination

Coordination will take place with the Transportation Department.

Project Title : J A Thompson Administrative Ctr Lease **Project Type :** Debt Service and Operations

Project ID : 9013CO00191

Planning Zone : South Area

Funding

	Total	Prior FY	FY2013	FY2014	FY2015	FY2016	FY2017	FY2018
Land Acquisition								
Planning & Design								
Construction								
Furniture & Equipment								
Other	$225,000			$45,000	$45,000	$45,000	$45,000	$45,000
Total	$225,000			$45,000	$45,000	$45,000	$45,000	$45,000

Construction includes Site Development Other includes CIP projects, Legal, Portables, Project Contingency, Testing, etc.

Project Description

Yearly Lease for the J A Thompson Administrative Center.

Project Status: On-going

Design Start Date :

Construction Start Date :

Scheduled Open Date :

Justification

Yearly Lease for the J A Thompson Administrative Center.

Coordination

Project Title : Other Projects District Wide
Project Type : Reserves and Contingencies
Project ID : 10000OP99001
Planning Zone : County-wide

Funding

	Total	Prior FY	FY2013	FY2014	FY2015	FY2016	FY2017	FY2018
Land Acquisition								
Planning & Design	$1,109,471			$287,312	$216,889	$244,559	$180,711	$180,000
Construction								
Furniture & Equipment								
Other								
Total	$1,109,471			$287,312	$216,889	$244,559	$180,711	$180,000

Construction includes Site Development
Other includes CIP projects, Legal, Portables, Project Contingency, Testing, etc.

Project Description

These funds are held in reserve pending capital project needs that may arise over the year that are required to meet health, safety, educational adequacy or other, related criteria. In addition these funds are reserved to offset any descreases in the District's Taxable Assessed Valuation (Tax Roll).

Project Status: On-going
Design Start Date :
Construction Start Date :
Scheduled Open Date :

Justification

The needs exists to have capital contingency funds available to meet the needs defined under Project Description.

Coordination

Coordination will occur with appropriate departments and agencies, as projects are defined and work scopes are developed.

INTRODUCTION

The 5-Year District Facilities Work Program is a very important document. The Department of Education, Legislature, Governor's Office, Division of Community Planning (growth management), local governments, and others use the work program information for various needs including funding, planning, and as the authoritative source for school facilities related information.

The district's facilities work program must be a complete, balanced capital outlay plan that is financially feasible. The first year of the work program is the districts capital outlay budget. To determine if the work program is balanced and financially feasible, the "Net Available Revenue" minus the "Funded Projects Costs" should sum to zero for "Remaining Funds".

If the "Remaining Funds" balance is zero, then the plan is both balanced and financially feasible.
If the "Remaining Funds" balance is negative, then the plan is neither balanced nor feasible.
If the "Remaining Funds" balance is greater than zero, the plan may be feasible, but it is not balanced.

Summary of revenue/expenditures available for new construction and remodeling projects only.

	2013 - 2014	2014 - 2015	2015 - 2016	2016 - 2017	2017 - 2018	Five Year Total
Total Revenues	$50,000	$0	$3,000,000	$2,300,000	$4,488,944	$9,838,944
Total Project Costs	$50,000	$0	$3,000,000	$2,300,000	$4,488,944	$9,838,944
Difference (Remaining Funds)	$0	$0	$0	$0	$0	$0

District INDIAN RIVER COUNTY SCHOOL DISTRICT

Fiscal Year Range

CERTIFICATION

By submitting this electronic document, we certify that all information provided in this 5-year district facilities work program is accurate, all capital outlay resources are fully reported, and the expenditures planned represent a complete and balanced capital outlay plan for the district. The district Superintendent of Schools, Chief Financial Officer, and the School Board have approved the information contained in this 5-year district facilities work program; they certify to the Department of Education, Office of Educational Facilities, that the information contained herein is correct and accurate; they also certify that the plan has been developed in coordination with the general purpose local governments as required by §1013.35(2) F.S. We understand that any information contained in this 5-year district facilities work program is subject to audit by the Auditor General of the State of Florida.

Date of School Board Adoption

Work Plan Submittal Date

DISTRICT SUPERINTENDENT

CHIEF FINANCIAL OFFICER

DISTRICT POINT-OF-CONTACT PERSON

JOB TITLE

PHONE NUMBER

E-MAIL ADDRESS

Expenditures

Expenditure for Maintenance, Repair and Renovation from 1.50-Mills and PECO

Annually, prior to the adoption of the district school budget, each school board must prepare a tentative district facilities work program that includes a schedule of major repair and renovation projects necessary to maintain the educational and ancillary facilities of the district.

Item	2013 - 2014 Actual Budget	2014 - 2015 Projected	2015 - 2016 Projected	2016 - 2017 Projected	2017 - 2018 Projected	Total
HVAC	$0	$0	$0	$0	$0	$0
Locations: No Locations for this expenditure.						
Flooring	$0	$0	$0	$0	$0	$0
Locations: No Locations for this expenditure.						
Roofing	$0	$316,346	$194,290	$186,456	$333,987	$1,031,079
Locations: BEACHLAND ELEMENTARY, CITRUS ELEMENTARY, DODGERTOWN ELEMENTARY, FELLSMERE ELEMENTARY, GIFFORD MIDDLE, GLENDALE ELEMENTARY, VERO BEACH SENIOR HIGH						
Safety to Life	$2,077,500	$992,500	$500,000	$500,000	$500,000	$4,570,000
Locations: ADMINISTRATIVE ANNNEX/PRINT SHOP, ADMINISTRATIVE BUILDING, ADULT EDUCATION, ALTERNATIVE EDUCATION CENTER, BEACHLAND ELEMENTARY, CITRUS ELEMENTARY, DODGERTOWN ELEMENTARY, FELLSMERE ELEMENTARY, GIFFORD MIDDLE, GLENDALE ELEMENTARY, HIGHLANDS ELEMENTARY, LIBERTY MAGNET, MAINTENANCE SHOPS, OSCEOLA MAGNET SCHOOL (NEW), OSCEOLA MAGNET SCHOOL (OLD), OSLO MIDDLE, PELICAN ISLAND ELEMENTARY, ROSEWOOD ELEMENTARY, SEBASTIAN ELEMENTARY, SEBASTIAN RIVER MIDDLE, SEBASTIAN RIVER SENIOR HIGH, STORM GROVE MIDDLE SCHOOL, SUPPORT SERVICE COMPLEX, TRANSPORTATION DEPARTMENT, TREASURE COAST ELEMENTARY, VERO BEACH ELEMENTARY, VERO BEACH SENIOR HIGH, WABASSO SCHOOL						
Fencing	$0	$0	$0	$0	$0	$0
Locations: No Locations for this expenditure.						
Parking	$0	$0	$0	$0	$0	$0
Locations: No Locations for this expenditure.						
Electrical	$0	$0	$0	$0	$0	$0
Locations: No Locations for this expenditure.						
Fire Alarm	$0	$0	$0	$0	$0	$0
Locations: No Locations for this expenditure.						
Telephone/Intercom System	$0	$0	$0	$0	$0	$0
Locations: No Locations for this expenditure.						
Closed Circuit Television	$0	$0	$0	$0	$0	$0
Locations: No Locations for this expenditure.						
Paint	$0	$168,000	$13,500	$1,736,000	$240,000	$2,157,500
Locations: ADMINISTRATIVE ANNNEX/PRINT SHOP, ADMINISTRATIVE BUILDING, ADULT EDUCATION, ALTERNATIVE EDUCATION CENTER, BEACHLAND ELEMENTARY, CITRUS ELEMENTARY, DODGERTOWN ELEMENTARY, FELLSMERE ELEMENTARY, GIFFORD MIDDLE, GLENDALE ELEMENTARY, HIGHLANDS ELEMENTARY, LIBERTY MAGNET, MAINTENANCE SHOPS, OSCEOLA MAGNET SCHOOL (NEW), OSCEOLA MAGNET SCHOOL (OLD), OSLO MIDDLE, PELICAN ISLAND ELEMENTARY, ROSEWOOD ELEMENTARY, SEBASTIAN ELEMENTARY, SEBASTIAN RIVER MIDDLE, SEBASTIAN RIVER SENIOR HIGH, STORM GROVE MIDDLE SCHOOL, SUPPORT SERVICE COMPLEX, TRANSPORTATION DEPARTMENT, TREASURE COAST ELEMENTARY, VERO BEACH ELEMENTARY, VERO BEACH SENIOR HIGH, WABASSO SCHOOL						

Maintenance/Repair		$425,160	$425,160	$425,160	$295,000	$295,000	$1,865,480
Locations:	ADMINISTRATIVE ANNNEX/PRINT SHOP, ADMINISTRATIVE BUILDING, ADULT EDUCATION, ALTERNATIVE EDUCATION CENTER, BEACHLAND ELEMENTARY, CITRUS ELEMENTARY, DODGERTOWN ELEMENTARY, FELLSMERE ELEMENTARY, GIFFORD MIDDLE, GLENDALE ELEMENTARY, HIGHLANDS ELEMENTARY, LIBERTY MAGNET, MAINTENANCE SHOPS, OSCEOLA MAGNET SCHOOL (NEW), OSCEOLA MAGNET SCHOOL (OLD), OSLO MIDDLE, PELICAN ISLAND ELEMENTARY, ROSEWOOD ELEMENTARY, SEBASTIAN ELEMENTARY, SEBASTIAN RIVER MIDDLE, SEBASTIAN RIVER SENIOR HIGH, STORM GROVE MIDDLE SCHOOL, TRANSPORTATION DEPARTMENT, TREASURE COAST ELEMENTARY, VERO BEACH ELEMENTARY, VERO BEACH SENIOR HIGH, WABASSO SCHOOL						
Sub Total:		**$2,502,660**	**$1,902,006**	**$1,132,950**	**$2,717,456**	**$1,368,987**	**$9,624,059**

PECO Maintenance Expenditures	$0	$0	$0	$0	$0	$0
1.50 Mill Sub Total:	$2,889,972	$4,097,145	$1,781,809	$3,264,167	$2,139,987	$14,173,080

Other Items	2013 - 2014 Actual Budget	2014 - 2015 Projected	2015 - 2016 Projected	2016 - 2017 Projected	2017 - 2018 Projected	Total
Other Projects Districtwide	$287,312	$216,889	$244,559	$180,711	$180,000	$1,109,471
Locations	ADMINISTRATIVE ANNNEX/PRINT SHOP, ADMINISTRATIVE BUILDING, ADULT EDUCATION, ALTERNATIVE EDUCATION CENTER, BEACHLAND ELEMENTARY, CITRUS ELEMENTARY, DODGERTOWN ELEMENTARY, FELLSMERE ELEMENTARY, GIFFORD MIDDLE, GLENDALE ELEMENTARY, HIGHLANDS ELEMENTARY, LIBERTY MAGNET, MAINTENANCE SHOPS, OSCEOLA MAGNET SCHOOL (NEW), OSCEOLA MAGNET SCHOOL (OLD), OSLO MIDDLE, PELICAN ISLAND ELEMENTARY, ROSEWOOD ELEMENTARY, SEBASTIAN ELEMENTARY, SEBASTIAN RIVER MIDDLE, SEBASTIAN RIVER SENIOR HIGH, STORM GROVE MIDDLE SCHOOL, TRANSPORTATION DEPARTMENT, TREASURE COAST ELEMENTARY, VERO BEACH ELEMENTARY, VERO BEACH SENIOR HIGH, WABASSO SCHOOL					
Small Projects Districtwide	$0	$442,000	$404,300	$366,000	$591,000	$1,803,300
Locations	ADMINISTRATIVE ANNNEX/PRINT SHOP, ADMINISTRATIVE BUILDING, ADULT EDUCATION, ALTERNATIVE EDUCATION CENTER, BEACHLAND ELEMENTARY, CITRUS ELEMENTARY, DODGERTOWN ELEMENTARY, FELLSMERE ELEMENTARY, GIFFORD MIDDLE, GLENDALE ELEMENTARY, HIGHLANDS ELEMENTARY, LIBERTY MAGNET, MAINTENANCE SHOPS, OSCEOLA MAGNET SCHOOL (NEW), OSCEOLA MAGNET SCHOOL (OLD), OSLO MIDDLE, PELICAN ISLAND ELEMENTARY, ROSEWOOD ELEMENTARY, SEBASTIAN ELEMENTARY, SEBASTIAN RIVER MIDDLE, SEBASTIAN RIVER SENIOR HIGH, STORM GROVE MIDDLE SCHOOL, SUPPORT SERVICE COMPLEX, TRANSPORTATION DEPARTMENT, TREASURE COAST ELEMENTARY, VERO BEACH ELEMENTARY, VERO BEACH SENIOR HIGH, WABASSO SCHOOL					
Site Improvements - Schools Of Innovation	$100,000	$0	$0	$0	$0	$100,000
Locations	CITRUS ELEMENTARY, DODGERTOWN ELEMENTARY, GLENDALE ELEMENTARY, HIGHLANDS ELEMENTARY					
Playground Equipment Replacement	$0	$1,536,250	$0	$0	$0	$1,536,250
Locations	DODGERTOWN ELEMENTARY, GLENDALE ELEMENTARY, HIGHLANDS ELEMENTARY, PELICAN ISLAND ELEMENTARY, ROSEWOOD ELEMENTARY, SEBASTIAN ELEMENTARY, WABASSO SCHOOL					
Total:	**$2,889,972**	**$4,097,145**	**$1,781,809**	**$3,264,167**	**$2,139,987**	**$14,173,080**

Local 1.50 Mill Expenditure For Maintenance, Repair and Renovation

Anticipated expenditures expected from local funding sources over the years covered by the current work plan.

Item	2013 - 2014 Actual Budget	2014 - 2015 Projected	2015 - 2016 Projected	2016 - 2017 Projected	2017 - 2018 Projected	Total
Remaining Maint and Repair from 1.5 Mills	$2,889,972	$4,097,145	$1,781,809	$3,264,167	$2,139,987	$14,173,080
Maintenance/Repair Salaries	$3,300,000	$3,300,000	$3,300,000	$3,300,000	$3,300,000	$16,500,000
School Bus Purchases	$700,000	$800,000	$900,000	$1,000,000	$1,000,000	$4,400,000
Other Vehicle Purchases	$0	$0	$0	$0	$0	$0
Capital Outlay Equipment	$0	$0	$0	$0	$0	$0

Rent/Lease Payments	$45,000	$45,000	$45,000	$45,000	$45,000	$225,000
COP Debt Service	$9,538,613	$9,526,401	$9,530,750	$9,530,750	$9,526,258	$47,652,772
Rent/Lease Relocatables	$1,000,000	$1,000,000	$1,000,000	$1,000,000	$1,000,000	$5,000,000
Environmental Problems	$0	$0	$0	$0	$0	$0
s.1011.14 Debt Service	$306,583	$0	$0	$0	$0	$306,583
Special Facilities Construction Account	$0	$0	$0	$0	$0	$0
Premiums for Property Casualty Insurance - 1011.71 (4a,b)	$0	$0	$0	$0	$0	$0
Qualified School Construction Bonds (QSCB)	$1,625,344	$1,620,345	$1,620,345	$1,620,345	$1,620,345	$8,106,724
Qualified Zone Academy Bonds (QZAB)	$0	$0	$0	$0	$0	$0
Educational District Technology	$500,000	$500,000	$500,000	$500,000	$500,000	$2,500,000
State Charter School Capital Outlay	$760,700	$760,700	$760,700	$760,700	$760,700	$3,803,500
Local Expenditure Totals:	**$20,666,212**	**$21,649,591**	**$19,438,604**	**$21,020,962**	**$19,892,290**	**$102,667,659**

Revenue

1.50 Mill Revenue Source

Schedule of Estimated Capital Outlay Revenue from each currently approved source which is estimated to be available for expenditures on the projects included in the tentative district facilities work program. All amounts are NET after considering carryover balances, interest earned, new COP's, 1011.14 and 1011.15 loans, etc. Districts cannot use 1.5-Mill funds for salaries except for those explicitly associated with maintenance/repair projects. (1011.71 (5), F.S.)

Item	Fund	2013 - 2014 Actual Value	2014 - 2015 Projected	2015 - 2016 Projected	2016 - 2017 Projected	2017 - 2018 Projected	Total
(1) Non-exempt property assessed valuation		$13,704,636,867	$14,365,800,000	$14,911,000,000	$15,520,700,000	$16,257,000,000	$74,759,136,867
(2) The Millege projected for discretionary capital outlay per s.1011.71		1.50	1.50	1.50	1.50	1.50	
(3) Full value of the 1.50-Mill discretionary capital outlay per s.1011.71		$23,023,790	$24,134,544	$25,050,480	$26,074,776	$27,311,760	$125,595,350
(4) Value of the portion of the 1.50 -Mill ACTUALLY levied	370	$19,734,677	$20,686,752	$21,471,840	$22,349,808	$23,410,080	$107,653,157
(5) Difference of lines (3) and (4)		$3,289,113	$3,447,792	$3,578,640	$3,724,968	$3,901,680	$17,942,193

PECO Revenue Source

The figure in the row designated "PECO Maintenance" will be subtracted from funds available for new construction because PECO maintenance dollars cannot be used for new construction.

Item	Fund	2013 - 2014 Actual Budget	2014 - 2015 Projected	2015 - 2016 Projected	2016 - 2017 Projected	2017 - 2018 Projected	Total
PECO New Construction	340	$0	$0	$0	$0	$0	$0
PECO Maintenance Expenditures		$0	$0	$0	$0	$0	$0
		$0	**$0**	**$0**	**$0**	**$0**	**$0**

CO & DS Revenue Source

Revenue from Capital Outlay and Debt Service funds.

Item	Fund	2013 - 2014 Actual Budget	2014 - 2015 Projected	2015 - 2016 Projected	2016 - 2017 Projected	2017 - 2018 Projected	Total
CO & DS Cash Flow-through Distributed	360	$73,310	$73,310	$73,310	$73,310	$73,310	$366,550
CO & DS Interest on Undistributed CO	360	$5,994	$5,994	$5,994	$5,994	$5,994	$29,970
		$79,304	**$79,304**	**$79,304**	**$79,304**	**$79,304**	**$396,520**

Fair Share Revenue Source

All legally binding commitments for proportionate fair-share mitigation for impacts on public school facilities must be included in the 5-year district work program.

Nothing reported for this section.

Sales Surtax Referendum

Specific information about any referendum for a 1-cent or ½-cent surtax referendum during the previous year.

Did the school district hold a surtax referendum during the past fiscal year 2012 - 2013? No

Additional Revenue Source

Any additional revenue sources

Item	2013 - 2014 Actual Value	2014 - 2015 Projected	2015 - 2016 Projected	2016 - 2017 Projected	2017 - 2018 Projected	Total
Proceeds from a s.1011.14/15 F.S. Loans	$0	$0	$0	$0	$0	$0
District Bonds - Voted local bond referendum proceeds per s.9, Art VII State Constitution	$0	$0	$0	$0	$0	$0
Proceeds from Special Act Bonds	$0	$0	$0	$0	$0	$0
Estimated Revenue from CO & DS Bond Sale	$0	$0	$0	$0	$0	$0
Proceeds from Voted Capital Improvements millage	$0	$0	$0	$0	$0	$0
Other Revenue for Other Capital Projects	$53,457	$30,000	$30,000	$30,000	$30,000	$173,457
Proceeds from 1/2 cent sales surtax authorized by school board	$0	$0	$0	$0	$0	$0
Proceeds from local governmental infrastructure sales surtax	$0	$0	$0	$0	$0	$0
Proceeds from Certificates of Participation (COP's) Sale	$0	$0	$0	$0	$0	$0
Classrooms First Bond proceeds amount authorized in FY 1997-98	$0	$0	$0	$0	$0	$0

Classrooms for Kids	$0	$0	$0	$0	$0	$0
District Equity Recognition	$0	$0	$0	$0	$0	$0
Federal Grants	$0	$0	$0	$0	$0	$0
Proportionate share mitigation (actual cash revenue only, not in kind donations)	$0	$0	$0	$0	$0	$0
Impact fees received	$0	$0	$0	$0	$0	$0
Private donations	$0	$0	$0	$0	$0	$0
Grants from local governments or not-for-profit organizations	$0	$0	$0	$0	$0	$0
Interest, Including Profit On Investment	$88,074	$92,835	$96,760	$101,150	$101,150	$479,969
Revenue from Bonds pledging proceeds from 1 cent or 1/2 cent Sales Surtax	$0	$0	$0	$0	$0	$0
Total Fund Balance Carried Forward	$0	$0	$0	$0	$0	$0
General Capital Outlay Obligated Fund Balance Carried Forward From Total Fund Balance Carried Forward	$0	$0	$0	$0	$0	$0
Special Facilities Construction Account	$760,700	$760,700	$760,700	$760,700	$760,700	$3,803,500
One Cent - 1/2 Cent Sales Surtax Debt Service From Total Fund Balance Carried Forward	$0	$0	$0	$0	$0	$0
Capital Outlay Projects Funds Balance Carried Forward From Total Fund Balance Carried Forward	$0	$0	$0	$0	$0	$0
Subtotal	**$902,231**	**$883,535**	**$887,460**	**$891,850**	**$891,850**	**$4,456,926**

Total Revenue Summary

Item Name	2013 - 2014 Budget	2014 - 2015 Projected	2015 - 2016 Projected	2016 - 2017 Projected	2017 - 2018 Projected	Five Year Total
Local 1.5 Mill Discretionary Capital Outlay Revenue	$19,734,677	$20,686,752	$21,471,840	$22,349,808	$23,410,080	$107,653,157
PECO and 1.5 Mill Maint and Other 1.5 Mill Expenditures	($20,666,212)	($21,649,591)	($19,438,604)	($21,020,962)	($19,892,290)	($102,667,659)
PECO Maintenance Revenue	$0	$0	$0	$0	$0	$0
Available 1.50 Mill for New Construction	**($931,535)**	**($962,839)**	**$2,033,236**	**$1,328,846**	**$3,517,790**	**$4,985,498**

Item Name	2013 - 2014 Budget	2014 - 2015 Projected	2015 - 2016 Projected	2016 - 2017 Projected	2017 - 2018 Projected	Five Year Total
CO & DS Revenue	$79,304	$79,304	$79,304	$79,304	$79,304	$396,520
PECO New Construction Revenue	$0	$0	$0	$0	$0	$0
Other/Additional Revenue	$902,231	$883,535	$887,460	$891,850	$891,850	$4,456,926
Total Additional Revenue	**$981,535**	**$962,839**	**$966,764**	**$971,154**	**$971,154**	**$4,853,446**

Total Available Revenue	**$50,000**	**$0**	**$3,000,000**	**$2,300,000**	**$4,488,944**	**$9,838,944**

Project Schedules

Capacity Project Schedules

A schedule of capital outlay projects necessary to ensure the availability of satisfactory classrooms for the projected student enrollment in K-12 programs.

Project Description	Location		2013 - 2014	2014 - 2015	2015 - 2016	2016 - 2017	2017 - 2018	Total	Funded
Classroom Building Addition to School to increase permanent capacity to 750 student stations, including expansion to the cafeteria building	CITRUS ELEMENTARY	Planned Cost:	$0	$0	$3,000,000	$2,300,000	$1,700,000	$7,000,000	Yes
		Student Stations:	0	0	0	0	191	191	
		Total Classrooms:	0	0	0	0	13	13	
		Gross Sq Ft:	0	0	0	0	24,696	24,696	

Planned Cost:	**$0**	**$0**	**$3,000,000**	**$2,300,000**	**$1,700,000**	**$7,000,000**
Student Stations:	**0**	**0**	**0**	**0**	**191**	**191**
Total Classrooms:	**0**	**0**	**0**	**0**	**13**	**13**
Gross Sq Ft:	**0**	**0**	**0**	**0**	**24,696**	**24,696**

Other Project Schedules

Major renovations, remodeling, and additions of capital outlay projects that do not add capacity to schools.

Project Description	Location	2013 - 2014 Actual Budget	2014 - 2015 Projected	2015 - 2016 Projected	2016 - 2017 Projected	2017 - 2018 Projected	Total	Funded
Traffic Improvment Projects - Beachland	BEACHLAND ELEMENTARY	$50,000	$0	$0	$0	$0	$50,000	Yes
Classroom Renovation/Replacement	WABASSO SCHOOL	$0	$0	$0	$0	$850,000	$850,000	Yes
Cafeteria Expansion/Replacement	BEACHLAND ELEMENTARY	$0	$0	$0	$0	$1,938,944	$1,938,944	Yes
		$50,000	**$0**	**$0**	**$0**	**$2,788,944**	**$2,838,944**	

Additional Project Schedules

Any projects that are not identified in the last approved educational plant survey.

Nothing reported for this section.

Non Funded Growth Management Project Schedules

Schedule indicating which projects, due to planned development, that CANNOT be funded from current revenues projected over the next five years.

Nothing reported for this section.

Tracking

Capacity Tracking

Location	2013 - 2014 Satis. Stu. Sta.	Actual 2013 - 2014 FISH Capacity	Actual 2012 - 2013 COFTE	# Class Rooms	Actual Average 2013 - 2014 Class Size	Actual 2013 - 2014 Utilization	New Stu. Capacity	New Rooms to be Added/Removed	Projected 2017 - 2018 COFTE	Projected 2017 - 2018 Utilization	Projected 2017 - 2018 Class Size
VERO BEACH SENIOR HIGH	3,085	2,930	2,708	134	20	92.00 %	0	0	2,541	87.00 %	19
ROSEWOOD ELEMENTARY	543	543	547	29	19	101.00 %	0	0	543	100.00 %	19
OSCEOLA MAGNET SCHOOL (OLD)	0	0	0	0	0	0.00 %	0	0	0	0.00 %	0
BEACHLAND ELEMENTARY	619	619	612	33	19	99.00 %	0	0	594	96.00 %	18
GIFFORD MIDDLE	1,136	1,022	884	48	18	87.00 %	0	0	922	90.00 %	19
ALTERNATIVE EDUCATION CENTER	353	353	52	17	3	15.00 %	0	0	40	11.00 %	2
FELLSMERE ELEMENTARY	1,037	1,037	668	56	12	64.00 %	-236	-12	667	83.00 %	15
PELICAN ISLAND ELEMENTARY	671	671	503	36	14	75.00 %	0	0	475	71.00 %	13
WABASSO SCHOOL	55	55	43	5	9	78.00 %	0	0	41	75.00 %	8
CITRUS ELEMENTARY	736	736	675	40	17	92.00 %	14	1	667	89.00 %	16
DODGERTOWN ELEMENTARY	762	762	441	43	10	58.00 %	-202	-11	422	75.00 %	13
VERO BEACH ELEMENTARY	796	796	662	43	15	83.00 %	0	0	668	84.00 %	16
SEBASTIAN RIVER MIDDLE	1,261	1,134	919	53	17	81.00 %	0	0	909	80.00 %	17
OSCEOLA MAGNET SCHOOL (NEW)	557	557	530	30	18	95.00 %	0	0	530	95.00 %	18
SEBASTIAN ELEMENTARY	673	673	505	36	14	75.00 %	-36	-2	518	81.00 %	15
GLENDALE ELEMENTARY	691	691	513	37	14	74.00 %	0	0	488	71.00 %	13
HIGHLANDS ELEMENTARY	619	619	465	33	14	75.00 %	0	0	451	73.00 %	14
OSLO MIDDLE	1,140	1,026	915	50	18	89.00 %	0	0	966	94.00 %	19
SEBASTIAN RIVER SENIOR HIGH	2,515	2,389	1,838	105	18	77.00 %	0	0	1,717	72.00 %	16
TREASURE COAST ELEMENTARY	842	842	636	46	14	76.00 %	-108	-6	634	86.00 %	16
ADULT EDUCATION	0	0	0	0	0	0.00 %	0	0	0	0.00 %	0
LIBERTY MAGNET	666	666	549	37	15	82.00 %	0	0	548	82.00 %	15

STORM GROVE MIDDLE SCHOOL	1,382	1,243	876	60	15	70.00 %	0	0	966	78.00 %	16
	20,139	**19,364**	**15,541**	**971**	**16**	**80.26 %**	**-568**	**-30**	**15,307**	**81.44 %**	**16**

The COFTE Projected Total (15,307) for 2017 - 2018 must match the Official Forecasted COFTE Total (15,307) for 2017 - 2018 before this section can be completed. In the event that the COFTE Projected Total does not match the Official forecasted COFTE, then the Balanced Projected COFTE Table should be used to balance COFTE.

Projected COFTE for 2017 - 2018	
Elementary (PK-3)	4,763
Middle (4-8)	6,206
High (9-12)	4,338
	15,307

Grade Level Type	Balanced Projected COFTE for 2017 - 2018
Elementary (PK-3)	0
Middle (4-8)	0
High (9-12)	0
	15,307

Relocatable Replacement

Number of relocatable classrooms clearly identified and scheduled for replacement in the school board adopted financially feasible 5-year district work program.

Location	2013 - 2014	2014 - 2015	2015 - 2016	2016 - 2017	2017 - 2018	Year 5 Total
Total Relocatable Replacements:	**0**	**0**	**0**	**0**	**0**	**0**

Charter Schools Tracking

Information regarding the use of charter schools.

Location-Type	# Relocatable units or permanent classrooms	Owner	Year Started or Scheduled	Student Stations	Students Enrolled	Years in Contract	Total Charter Students projected for 2017 - 2018
Indian River Charter High School	26	STATE	1998	650	681	20	650
Sebastian Charter Junior High	9	STATE	1998	198	204	21	200
North County Charter Elementary	14	STATE	1998	268	253	9	250
St. Peter's Academy	8	PRIVATE	2000	156	135	11	150
Imagine Charter School South	38	PRIVATE	2008	850	894	6	860
	95			**2,122**	**2,167**		**2,110**

Special Purpose Classrooms Tracking

The number of classrooms that will be used for certain special purposes in the current year, by facility and type of classroom, that the district will, 1), not use for educational purposes, and 2), the co-teaching classrooms that are not open plan classrooms and will be used for educational purposes.

School	School Type	# of Elementary K-3 Classrooms	# of Middle 4-8 Classrooms	# of High 9-12 Classrooms	# of ESE Classrooms	# of Combo Classrooms	Total Classrooms
Total Educational Classrooms:		**0**	**0**	**0**	**0**	**0**	**0**

School	School Type	# of Elementary K-3 Classrooms	# of Middle 4-8 Classrooms	# of High 9-12 Classrooms	# of ESE Classrooms	# of Combo Classrooms	Total Classrooms
Total Co-Teaching Classrooms:		**0**	**0**	**0**	**0**	**0**	**0**

Infrastructure Tracking

Necessary offsite infrastructure requirements resulting from expansions or new schools. This section should include infrastructure information related to capacity project schedules and other project schedules (Section 4).

Utility and Road Requirements as needed for the following projects:
Beachland Elementary Parking/Cafeteria Expansion
Citrus Elementary School Expansion - Core Renovations/New Classroom Building to bring school capacity to 750 students stations

Proposed location of planned facilities, whether those locations are consistent with the comprehensive plans of all affected local governments, and recommendations for infrastructure and other improvements to land adjacent to existing facilities. Provisions of 1013.33(12), (13) and (14) and 1013.36 must be addressed for new facilities planned within the 1st three years of the plan (Section 5).

Not Specified

Consistent with Comp Plan? No

Net New Classrooms

The number of classrooms, by grade level and type of construction, that were added during the last fiscal year.

List the net new classrooms added in the 2012 - 2013 fiscal year.				List the net new classrooms to be added in the 2013 - 2014 fiscal year.			
"Classrooms" is defined as capacity carrying classrooms that are added to increase capacity to enable the district to meet the Class Size Amendment.				Totals for fiscal year 2013 - 2014 should match totals in Section 15A.			
Location	2012 - 2013 # Permanent	2012 - 2013 # Modular	2012 - 2013 # Relocatable	2012 - 2013 Total	2013 - 2014 # Permanent	2013 - 2014 # Modular	2013 - 2014 # Relocatable	2013 - 2014 Total
Elementary (PK-3)	0	0	0	0	0	0	0	0
Middle (4-8)	0	0	0	0	0	0	0	0
High (9-12)	0	0	0	0	0	0	0	0
	0	**0**	**0**	**0**	**0**	**0**	**0**	**0**

Relocatable Student Stations

Number of students that will be educated in relocatable units, by school, in the current year, and the projected number of students for each of the years in the workplan.

Site	2013 - 2014	2014 - 2015	2015 - 2016	2016 - 2017	2017 - 2018	5 Year Average
ADULT EDUCATION	0	0	0	0	0	0
LIBERTY MAGNET	0	0	0	0	0	0

OSCEOLA MAGNET SCHOOL (NEW)	0	0	0	0	0	0
SEBASTIAN ELEMENTARY	36	0	0	0	0	7
GLENDALE ELEMENTARY	79	79	79	79	79	79
HIGHLANDS ELEMENTARY	0	0	0	0	0	0
DODGERTOWN ELEMENTARY	202	0	0	0	0	40
VERO BEACH ELEMENTARY	0	0	0	0	0	0
SEBASTIAN RIVER MIDDLE	154	154	154	88	88	128
GIFFORD MIDDLE	0	0	0	0	0	0
ALTERNATIVE EDUCATION CENTER	25	25	25	25	25	25
FELLSMERE ELEMENTARY	236	0	0	0	0	47
PELICAN ISLAND ELEMENTARY	98	98	98	98	98	98
WABASSO SCHOOL	0	0	0	0	0	0
CITRUS ELEMENTARY	180	198	198	198	0	155
TREASURE COAST ELEMENTARY	108	0	0	0	0	22
VERO BEACH SENIOR HIGH	0	0	0	0	0	0
ROSEWOOD ELEMENTARY	0	0	0	0	0	0
OSCEOLA MAGNET SCHOOL (OLD)	0	0	0	0	0	0
BEACHLAND ELEMENTARY	76	76	76	76	76	76
OSLO MIDDLE	0	0	0	0	0	0
SEBASTIAN RIVER SENIOR HIGH	75	0	0	0	0	15
STORM GROVE MIDDLE SCHOOL	0	0	0	0	0	0

Totals for INDIAN RIVER COUNTY SCHOOL DISTRICT						
Total students in relocatables by year.	**1,269**	**630**	**630**	**564**	**366**	**692**
Total number of COFTE students projected by year.	**15,423**	**15,302**	**15,245**	**15,294**	**15,307**	**15,314**
Percent in relocatables by year.	**8 %**	**4 %**	**4 %**	**4 %**	**2 %**	**5 %**

Leased Facilities Tracking

Exising leased facilities and plans for the acquisition of leased facilities, including the number of classrooms and student stations, as reported in the educational plant survey, that are planned in that location at the end of the five year workplan.

Location	# of Leased Classrooms 2013 - 2014	FISH Student Stations	Owner	# of Leased Classrooms 2017 - 2018	FISH Student Stations
BEACHLAND ELEMENTARY	4	76	Mobile Modular	4	76
ALTERNATIVE EDUCATION CENTER	0	0	Williams Scottsman	1	25
TREASURE COAST ELEMENTARY	6	108	Mobile Modular	0	0
SEBASTIAN RIVER SENIOR HIGH	3	75	Mobile Modular	0	0

SEBASTIAN RIVER MIDDLE	7	154	Mobile Modular	4	88
SEBASTIAN ELEMENTARY	2	36	Mobile Modular	0	0
GLENDALE ELEMENTARY	5	79	Mobile Modular	5	79
FELLSMERE ELEMENTARY	12	236	Mobile Modular/Williams Scottsman/Modspace	0	0
PELICAN ISLAND ELEMENTARY	5	98	Mobile Modular	5	98
CITRUS ELEMENTARY	10	180	Mobile Modular/Williams Scottsman	0	0
DODGERTOWN ELEMENTARY	11	202	Mobile Modular	0	0
	65	**1,244**		**19**	**366**

Failed Standard Relocatable Tracking

Relocatable units currently reported by school, from FISH, and the number of relocatable units identified as 'Failed Standards'.

Nothing reported for this section.

Planning

Class Size Reduction Planning

Plans approved by the school board that reduce the need for permanent student stations such as acceptable school capacity levels, redistricting, busing, year-round schools, charter schools, magnet schools, public-private partnerships, multitrack scheduling, grade level organization, block scheduling, or other alternatives.

School Closure Planning

Plans for the closure of any school, including plans for disposition of the facility or usage of facility space, and anticipated revenues.

Not Specified

Five Year Survey - Ten Year Capacity

INDIAN RIVER COUNTY SCHOOL DISTRICT

9/10/2013

Schedule of capital outlay projects projected to ensure the availability of satisfactory student stations for the projected student enrollment in K - 12 programs for the future 5 years beyond the 5-year district facilities work program.

Project	Location,Community,Quadrant or other general location	Projected Cost
Elementary "C"	TBD	$20,000,000
		$20,000,000

Five Year Survey - Ten Year Infrastructure

INDIAN RIVER COUNTY SCHOOL DISTRICT

9/10/2013

Proposed Location of Planned New, Remodeled, or New Additions to Facilities in 6 thru 10 out years (Section 28).

Infrastructure to accomodate construction of New Elementary "C"

Plans for closure of any school, including plans for disposition of the facility or usage of facility space, and anticipated revenues in the 6 thru 10 out years (Section 29).

Not Specified

Five Year Survey - Ten Year Maintenance

INDIAN RIVER COUNTY SCHOOL DISTRICT

9/10/2013

District projects and locations regarding the projected need for major renovation, repair, and maintenance projects within the district in years 6 - 10 beyond the projects plans detailed in the five years covered by the work plan.

Project	Projected Cost
Capital Maintenance	$5,000,000
Minor Projects/Energy Optimization	$7,500,000
ADA Compliance	$2,500,000
Technology Upgrades	$5,000,000
Health & Safety	$5,000,000
HVAC	$7,500,000
	$32,500,000

Five Year Survey - Ten Year Utilization

INDIAN RIVER COUNTY SCHOOL DISTRICT

9/10/2013

Schedule of planned capital outlay projects identifying the standard grade groupings, capacities, and planned utilization rates of future educational facilities of the district for both permanent and relocatable facilities.

Grade Level Projections	FISH Student Stations	Actual FISH Capacity	Actual COFTE	Actual Utilization	Actual new Student Capacity to be added/removed	Projected COFTE	Projected Utilization
Elementary - District Totals	10,777	10,777	7,322.47	67.95 %	750	8,085	70.14 %
Middle - District Totals	5,513	4,960	3,627.18	73.13 %	0	3,853	77.68 %
High - District Totals	7,959	7,560	4,536.78	60.01 %	4,598	4,598	37.82 %
Other - ESE, etc	408	408	108.85	26.68 %	0	95	23.28 %
	24,657	**23,705**	**15,595.28**	**65.79 %**	**5,348**	**16,631**	**57.24 %**

Combination schools are included with the middle schools for student stations, capacity, COFTE and utilization purposes because these facilities all have a 90% utilization factor. Use this space to explain or define the grade groupings for combination schools.

No comments to report.

Five Year Survey - Twenty Year Capacity

INDIAN RIVER COUNTY SCHOOL DISTRICT

9/10/2013

Schedule of capital outlay projects projected to ensure the availability of satisfactory student stations for the projected student enrollment in K - 12 programs for the future 11 - 20 years beyond the 5-year district facilities work program.

No items match the criteria.

Five Year Survey - Twenty Year Infrastructure

INDIAN RIVER COUNTY SCHOOL DISTRICT

9/10/2013

Proposed Location of Planned New, Remodeled, or New Additions to Facilities in the 11 through 20 out years (Section 28).

Not Specified

Plans for closure of any school, including plans for disposition of the facility or usage of facility space, and anticipated revenues in the 11 through 20 out years (Section 29).

Not Specified

Five Year Survey - Twenty Year Maintenance

INDIAN RIVER COUNTY SCHOOL DISTRICT

9/10/2013

District projects and locations regarding the projected need for major renovation, repair, and maintenance projects within the district in years 11 - 20 beyond the projects plans detailed in the five years covered by the work plan.

Project	Projected Cost
Health & Life Safety	$10,000,000
HVAC Districtwide	$15,000,000
Capital Maintenance	$10,000,000
Capital Projects/ Energy Optiization	$15,000,000
ADA Compliance	$5,000,000
Technology	$10,000,000
	$65,000,000

Five Year Survey - Twenty Year Utilization

INDIAN RIVER COUNTY SCHOOL DISTRICT

9/10/2013

Schedule of planned capital outlay projects identifying the standard grade groupings, capacities, and planned utilization rates of future educational facilities of the district for both permanent and relocatable facilities.

Grade Level Projections	FISH Student Stations	Actual FISH Capacity	Actual COFTE	Actual Utilization	Actual new Student Capacity to be added/removed	Projected COFTE	Projected Utilization
Elementary - District Totals	10,777	10,777	7,322.47	67.95 %	0	0	0.00 %
Middle - District Totals	5,513	4,960	3,627.18	73.13 %	0	0	0.00 %
High - District Totals	7,959	7,560	4,536.78	60.01 %	0	0	0.00 %
Other - ESE, etc	408	408	108.85	26.68 %	0	0	0.00 %
	24,657	**23,705**	**15,595.28**	**65.79 %**	**0**	**0**	**0.00 %**

Combination schools are included with the middle schools for student stations, capacity, COFTE and utilization purposes because these facilities all have a 90% utilization factor. Use this space to explain or define the grade groupings for combination schools.

No comments to report.

PROPOSED Physical Plant Organizational Chart
September 16, 2013

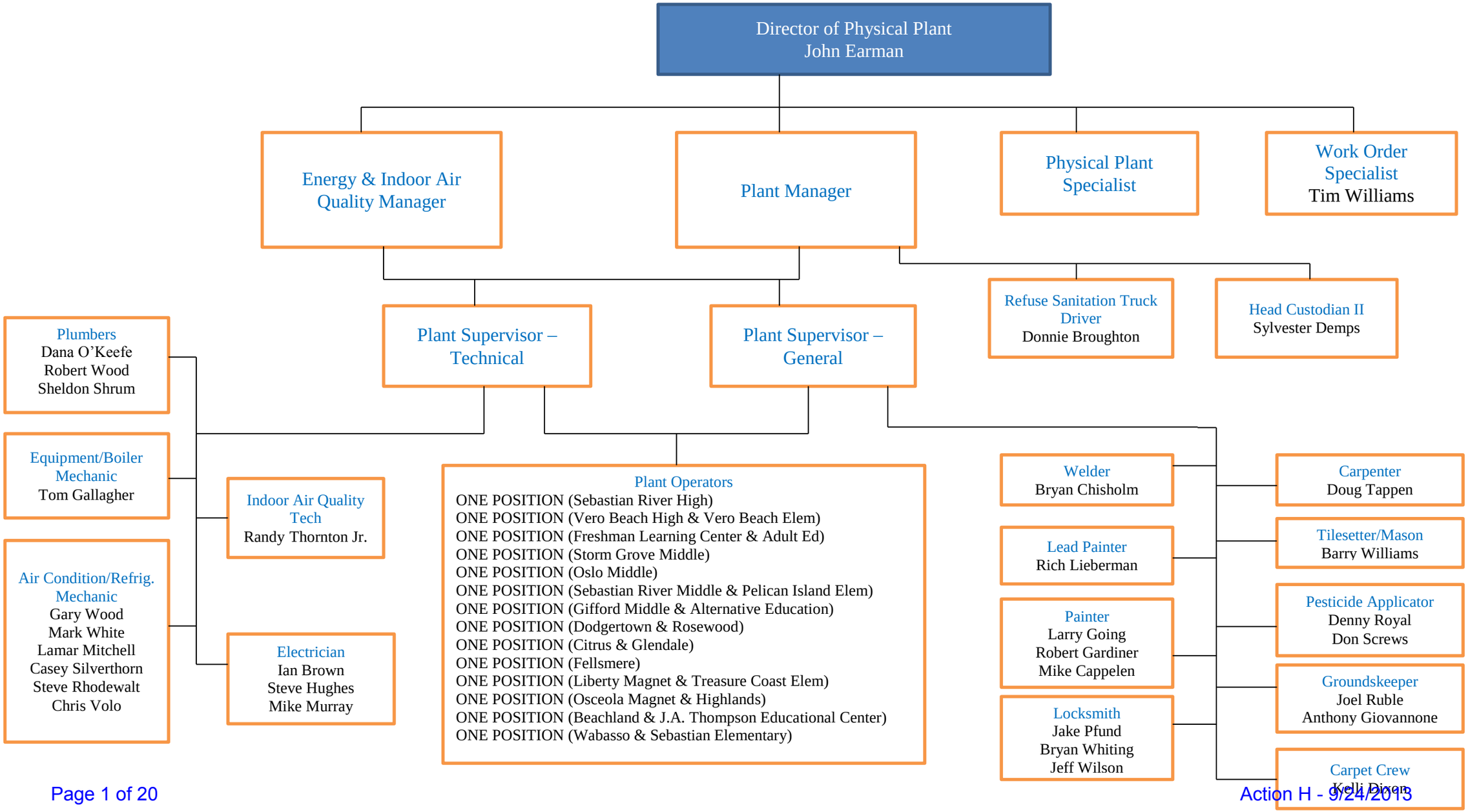

THE SCHOOL BOARD OF INDIAN RIVER COUNTY

PLANT OPERATOR

JOB DESCRIPTION

QUALIFICATIONS:

(1) High school diploma or equivalent.
(2) Valid Florida driver's license.
(3) Knowledge of all phases of plant maintenance.
(4) Experience in a supervisory capacity.

KNOWLEDGE, SKILLS AND ABILITIES:

Knowledge of the use of tools and equipment needed for school plant management. Ability to supervise and train all custodial personnel. Basic knowledge of computer use in reporting payroll and maintaining records. Knowledge of budget preparation and monitoring. Skill in dealing with students, staff and administration. Basic Handyman skills.

REPORTS TO:

Principal or designee, Central Plant

JOB GOAL

To provide leadership in maintaining a clean, healthy and safe school facility.

SUPERVISES:

School Custodial Personnel, lawn maintenance contractors, service vendors

PERFORMANCE RESPONSIBILITIES:

Service Delivery

* (1) Supervise and assist with the evaluation of custodial personnel.
* (2) Prepare operational portion of school plant budget for approval by principal, make needs lists for Central Plant.
* (3) Interview and recommend prospective custodial employees for employment to the principal.
* (4) Train, direct and assist all custodial personnel in their assignment and in the proper use and care of equipment.
* (5) Requisition and monitor proper use of supplies and equipment to be used in custodial functions.
* (6) Preform Level 1 service, process work orders for higher levels of service.
* (7) Maintain records, MSDS as necessary.
* (8) Secure physical plant, preform preventive maintenance as directed by Central Plant.
* (9) Control and operate all mechanical functions of the school plant, *e.g.*, electrical, air conditioning, plumbing, and security. Assist in Energy Management Systems.
*(10) Be familiar with and implement all State Board of Education regulations that apply to school facilities, be a security observer.
*(11) Periodically inspect and be aware of condition of physical plant and report or repair any deficiencies.
*(12) Perform duties necessary for maintenance and landscaping of school grounds.

©EMCS

PLANT OPERATOR (Continued)

*(13) Apply knowledge of alarm systems and take appropriate action when alarm systems are activated.
*(14) Schedule custodial services for all functions such as ball games and plays.
*(15) Operate work order and facility use computer system.
*(16) Demonstrate initiative in the performance of assigned responsibilities.

Employee Qualities/Responsibilities

*(17) Meet and deal effectively with the general public, staff members, students, parents, administrators and other contact persons using tact and good judgment.
*(18) Follow attendance, punctuality and other qualities of an appropriate work ethic.
*(19) Ensure adherence to good safety standards.
*(20) Maintain confidentiality regarding school/workplace matters.
*(21) Model and maintain high ethical standards.
*(22) Maintain expertise in assigned area to fulfill position goals and objectives.
*(23) Participate successfully in the training programs offered to increase skill and proficiency related to assignment.

Inter/Intra-Agency Communication and Delivery

*(24) Interface with law enforcement and fire personnel when required.
*(25) Exercise service orientation when working with others.
*(26) Keep supervisor informed of potential problems or unusual events.
*(27) Use effective, positive interpersonal communication skills.
*(28) Respond to inquiries and concerns in a timely manner.
*(29) Serve on school/district committees as required or appropriate.

System Support

*(30) Exhibit interpersonal skills to work as an effective team member.
*(31) Follow federal and state laws, as well as School Board policies, rules and regulations.
*(32) Demonstrate support for the school system and its goals and priorities.
*(33) Demonstrate initiative in identifying potential problems or opportunities for improvement.
*(34) Prepare or assist in the preparation of all required reports and maintain all appropriate records.
*(35) Participate in cross-training activities as required.
*(36) Must be available/present during emergency situations.
(37) Perform other duties as assigned.

PHYSICAL REQUIREMENTS:

Medium Work: Exerting up to 50 pounds of force occasionally and/or up to 20 pounds of force frequently and/or up to 10 pounds of force as needed to move objects.

TERMS OF EMPLOYMENT:

Salary shall be paid consistent with the district's approved compensation plan.
Length of the work 254 days per year and 8 hours daily.

EVALUATION:

Performance of this job will be evaluated in accordance with provisions of the Board's policy on evaluation of personnel.

*Essential Performance Responsibilities

©EMCS

SCHOOL DISTRICT OF INDIAN RIVER COUNTY

IAQ Energy Manager

JOB DESCRIPTION

QUALIFICATIONS:

(1) Bachelor's degree from an accredited institution. Degree in science or related field preferred OR

(2) Two (2) year technical degree with ten (10) years of experience in multi-site Physical Plant experience. Experience with hydronic loop thermal energy storage and direct cooling. Experience with Johnson Controls and Andover Controls systems is required.

(3) Indoor Air Quality certification or ability to be certified preferred

(4) Computer technologies and software application experience applicable to the position.

(5) Experience in Indian River County Schools desired.

(6) Possession of a valid Florida Class "E" driver's license.

KNOWLEDGE, SKILLS AND ABILITIES:

Knowledge of Florida public schools operations; ability to work effectively with people; ability to plan, organize and coordinate activities of others in a pleasant and efficient manner; ability to work independently; exercise good judgment; maintain positive public relations; be persuasive; ability to interpret technical data and demonstrate communication skills with technical and non-technical individuals.

REPORTS TO: Director of Physical Plant

JOB GOAL

To promote efficient use of utilities (energy) and maintain a healthy classroom environment in the school district.

SUPERVISES: Assigned Support Personnel

PERFORMANCE RESPONSIBILITIES:

Service Delivery

*(1) Develop and monitor the district's energy management program.

*(2) Advise, assist and make recommendations to Supervisor on alternate energy sources, consumption and general energy conservation measures.

*(3) Assist with Facility Department projects, goals and objectives.

*(4) Prepare, maintain and provide appropriate reports, documents and other materials related to goals.

*(5) Provide input on contractual support activities (capital projects) related to energy management and the purchase of products that effects energy consumption.

*(6) Prepare energy requirement estimates and budget allotments for all district facilities and develop procedures for efficient utilization of energy sources.

*(7) Maintain all energy and water consumption records and data. Maintain records of federal energy conservation grants received by the district.
*(8) Review capital improvement projects and architectural design documents for compliance with district standards.
*(9) The Energy Manager reports directly to superior at least once monthly as to status of the district's energy consumption.
*(10) The Energy Manager provides regular communication with principals and custodial staffs as to status of their buildings' energy consumption.
*(11) Regular "walk-through" audits of all the district's facilities to insure operating efficiency, optimum educational environment and compliance with district's energy policy.
*(12) The Energy Manager is responsible for the implementation of weekday, weekend, holiday, and summer checklists for every building in the district.
*(13) Establish a program to promote energy conservation through positive feedback to all levels of the district and involve all personnel.
*(14) Assist with the design and maintenance of the programming for computerized energy management system to insure operating efficiency. Update programs as necessary.
*(15) Perform other duties as assigned.

Inter/Intra-Agency Communication and Delivery

*(16) Use effective, positive interpersonal communication skills.
*(17) Respond to inquiries and concerns in a timely manner.
*(18) Keep supervisor informed of potential problems or unusual events.
*(19) Serve on district, state or community councils or committees as assigned or appropriate.
*(20) Serve as district representative at management-level meetings, seminars and conferences relating to energy use and conservation.
*(21) Report to the director of buildings and grounds any safety hazards observed.
*(22) Coordinate, with the maintenance manager, installation and/or repairs of energy management systems. Maintain wiring and installation diagrams of the systems.
*(23) Work with the building and maintenance personnel on proper operation of the systems and equipment. Attend all scheduled in-service on the energy management system.

Professional Growth and Improvement

*(24) Participate in cross-training activities as required.
*(25) Maintain a network of peer contacts through professional organizations.
*(26) Keep informed and disseminate information about current research, trends and best practices in area of responsibility.
*(27) Maintain expertise in assigned areas to fulfill project goals and objectives.
*(28) Attend training sessions conferences and workshops as assigned or appropriate to keep abreast of current practices, programs and legal issues.

Systemic Functions

*(29) Follow federal and state laws, as well as School board policies.
*(30) Represent the district in a positive and professional manner.
*(31) Supervise assigned personnel, conduct annual performance appraisals and make recommendations for appropriate employment actions.
*(32) Prepare or assist in the preparation of all required reports and maintain all appropriate records.
*(33) Develop annual goals and objectives consistent with and in support of district goals and priorities.

*(34) Develop and maintain contact with federal and state agencies and monitor state and national energy policy trends.

Leadership and Strategic Orientation

*(35) Assist in implementing the district's goals and strategic commitment.
*(36) Exercise proactive leadership in promoting the vision and mission of the district.
*(37) Set high standards and expectations and promote professional growth for self and others.
*(38) Follow attendance, punctuality and other qualities of an appropriate work ethic.
*(39) Maintain confidentiality regarding school/workplace matters.
*(40) Utilize appropriate strategies and problem-solving tools to make decisions regarding delivery of services and evaluation of services provided.
*(41) Demonstrate initiative in identifying potential problems or opportunities for improvement and take appropriate action.
*(42) Use appropriate styles and methods to motivate, gain commitment and facilitate task accomplishment.

PHYSICAL REQUIREMENTS:

Medium work: exerting up to 25 pounds of force occasionally and/or up to 25 pounds of force as frequently as needed to move objects.

TERMS OF EMPLOYMENT:

Professional/Technical Pay Grade PP05 250 Days (12 Months)

EVALUATION:

Performance of this job will be evaluated in accordance with provisions of the Board's policy on evaluation of personnel.

*Essential Performance Responsibilities

THE SCHOOL BOARD OF INDIAN RIVER COUNTY

PLANT SUPERVISOR-GENERAL

JOB DESCRIPTION

QUALIFICATIONS:

(1) High school diploma or equivalent.
(2) Valid Florida driver's license.
(3) Knowledge and a minimum of 5 years of experience in all phases of plant maintenance.
(4) Experience in a supervisory capacity.

KNOWLEDGE, SKILLS AND ABILITIES:

Knowledge of the use of tools and equipment needed for school plant management. Ability to supervise Plant Operators. Develop work schedules for Plant Operators and Custodians at multiple sites on a regular basis in order to maintain schools at peak appearance and operation. Basic knowledge of computer use in reporting payroll, work orders, and maintaining records. Knowledge of budget preparation and monitoring. Skill in dealing with students, staff and administration. Advanced maintenance skills.

REPORTS TO:

Director of Physical Plant

JOB GOAL

To provide leadership in maintaining a clean, healthy and safe school facility.

SUPERVISES:

School Plant Operators

PERFORMANCE RESPONSIBILITIES:

Service Delivery

* (1) Assist with the evaluation of custodial personnel.
* (2) Prepare operational portion of school plant budget for approval by principal, make needs lists for Central Plant.
* (3) Interview and recommend prospective custodial employees for employment to the principal.
* (4) Train, and direct Plant operators in the proper use and care of equipment.
* (5) Requisition and monitor proper use of supplies and equipment to be used in custodial functions.
* (6) Advise Plant operators on how to process work orders for higher levels of service.
* (7) Maintain records, MSDS as necessary.
* (8) Instruct Plant operators on preventive maintenance.
* (9) Coordinate all functions of the school plant, that are components of the overall appearance of the school. Apply a uniform list of duties to the plant operators in order to have a consistent appearance from school to school, district wide.
*(10) Be familiar with and implement all State Board of Education regulations that apply to school facilities.

©EMCS

PLANT SUPERVISOR - GENERAL (Continued)

*(11) Periodically inspect and list all conditions of physical plant for repair. Follow up on completion of lists
*(12) Supervise contract compliance for maintenance and landscaping of school grounds.
*(13) Supervise alarm systems and direct appropriate action to maintain system.
*(14) Supervise the scheduling of custodial services for all functions such as ball games and plays.
*(15) Supervise the completion of work orders.
*(16) Demonstrate initiative in the performance of assigned responsibilities.

Employee Qualities/Responsibilities

*(17) Meet and deal effectively with the general public, staff members, students, parents, administrators and other contact persons using tact and good judgment.
*(18) Follow attendance, punctuality and other qualities of an appropriate work ethic.
*(19) Ensure adherence to good safety standards.
*(20) Maintain confidentiality regarding school/workplace matters.
*(21) Model and maintain high ethical standards.
*(22) Maintain expertise in assigned area to fulfill position goals and objectives.
*(23) Participate successfully in the training programs offered to increase skill and proficiency related to assignment.

Inter/Intra-Agency Communication and Delivery

*(24) Interface with law enforcement and fire personnel when required.
*(25) Exercise service orientation when working with others.
*(26) Keep supervisor informed of potential problems or unusual events.
*(27) Use effective, positive interpersonal communication skills.
*(28) Respond to inquiries and concerns in a timely manner.
*(29) Serve on school/district committees as required or appropriate.

System Support

*(30) Exhibit interpersonal skills to work as an effective team member.
*(31) Follow federal and state laws, as well as School Board policies, rules and regulations.
*(32) Demonstrate support for the school system and its goals and priorities.
*(33) Demonstrate initiative in identifying potential problems or opportunities for improvement.
*(34) Prepare or assist in the preparation of all required reports and maintain all appropriate records.
*(35) Participate in cross-training activities as required.
*(36) Must be available/present during emergency situations.
(37) Perform other duties as assigned.

PHYSICAL REQUIREMENTS:

Medium Work: Exerting up to 50 pounds of force occasionally and/or up to 20 pounds of force frequently and/or up to 10 pounds of force as needed to move objects.

TERMS OF EMPLOYMENT:

Professional/Technical Pay Grade PP05 250 days worked per year (12 months)

EVALUATION:

Performance of this job will be evaluated in accordance with provisions of the Board's policy on evaluation of personnel.

*Essential Performance Responsibilities

SCHOOL DISTRICT OF INDIAN RIVER COUNTY

PLANT SUPERVISOR - TECHNICAL

JOB DESCRIPTION

QUALIFICATIONS:

(1) High school or vocational school diploma or equivalent.
(2) Seven (7) years experience in area of specialty including five (5) years at a supervisory level.
(3) Valid Florida driver's license.
(4) Satisfactory criminal background check and drug screening.

KNOWLEDGE, SKILLS AND ABILITIES:

Knowledge of the Department of Education, federal, state and local rules and regulations relating to electrical and Heating, Ventilation and Air Conditioning (HVAC) services. Knowledge of school board policies and procedures. Knowledge of methods, materials, tools, equipment and practices of various construction trades. Knowledge of the equipment and facilities of the school district. Knowledge of all building codes. Working knowledge of National Electric Code. Knowledge of OSHA (Occupational Safety & Health Administration) regulations and standard safety procedures. Ability to supervise subordinates, plan, assign, and coordinate varied maintenance projects. Ability to read and evaluate blueprints, diagrams and schematics. Ability to coordinate and monitor projects. Ability to use computers and software related to the position. Ability to establish and maintain work schedules, budgets, and procedures. Ability to make accurate forecasts and projections. Ability to communicate orally and in writing.

REPORTS TO:

Director of Physical Plant

JOB GOAL

To assist in providing a safe, clean, well-maintained environment to support the teaching/learning process.

SUPERVISES:

Assigned Personnel

PERFORMANCE RESPONSIBILITIES:

Service Delivery

*(1) Insure an overall quality electrical/HVAC maintenance programs.
*(2) Plan, schedule, supervise and report on the work of electrical/HVAC crews performing in-house construction or maintenance activities within the school district.
*(3) Schedule work of crews.
*(4) Coordinate and assist with employee training.
*(5) Recommend hiring, disciplinary action and firing of personnel.
*(6) Evaluate work performance of the helpers, apprentices and trades workers.
*(7) Establish discipline and resolve problems.
*(8) Instruct personnel in safety programs and the use of tools and equipment.

©EMCS

PLANT SUPERVISOR-TECHNICAL (Continued)

*(9) Interpret construction drawings and lay out work.
*(10) Maintain time and material records, recommend preventive maintenance schedules.
*(11) Order material and assure an adequate flow of supplies to the worksite.
*(12) Coordinate work with other departments and the schools.
*(13) Demonstrate initiative in the performance of assigned responsibilities.

Inter/Intra-Agency Communication and Delivery

*(14) Communicate effectively with workers, staff members, administrators and other contact persons.
*(15) Interact with parents, outside agencies, businesses and the community to enhance the understanding of district initiatives and priorities and to elicit support and assistance.
*(16) Respond to inquiries and concerns in a timely manner.
*(17) Keep supervisor informed of potential problems or unusual events.
*(18) Serve on district, state or community councils or committees as assigned or appropriate.
*(19) Provide oversight and direction for cooperative planning with other agencies.
*(20) Assist in the interpretation of programs, philosophy and policies of the district to staff, students, parents and the community.
*(21) Exhibit interpersonal skills as an effective team member.

Professional Growth and Improvement

*(22) Maintain a network of peer contacts through professional organizations.
*(23) Keep informed and disseminate information about current research, trends and best practices in area of responsibility.
*(24) Maintain expertise in assigned areas to fulfill project goals and objectives.
*(25) Facilitate the development, implementation and evaluation of staff development activities in assigned areas.
*(26) Participate successfully in the training programs offered to increase skill and proficiency related to assignment.

Systemic Functions

*(27) Follow attendance, punctuality and proper dress rules.
*(28) Ensure adherence to good safety standards.
*(29) Demonstrate support for the school district and its goals and priorities.
*(30) Prepare all required reports and maintain all appropriate records.
*(31) Represent the district in a positive and professional manner.
*(32) Prepare the annual transportation budget and monitor its implementation as required.
*(33) Supervise assigned personnel, conduct annual performance appraisals and make recommendations for appropriate employment actions.
*(34) Prepare or oversee the preparation of all required reports and maintain all appropriate records.
*(35) Develop annual goals and objectives consistent with and in support of district goals and priorities.
*(36) Conduct periodic studies for the purpose of improving the delivery of transportation services.
*(37) Assist in the development of policies and procedures for transportation services.

Leadership and Strategic Orientation

*(38) Maintain confidentiality regarding school/workplace matters.
*(39) Model and maintain high ethical standards.
*(40) Provide leadership and direction for assigned areas of responsibility.

©EMCS

PLANT SUPERVISOR-TECHNICAL (Continued)

*(41) Provide leadership and guidance in the development of annual goals and objectives for assigned department or program.
*(42) Assist in implementing the district's goals and strategic commitment.
*(43) Exercise proactive leadership in promoting the vision and mission of the district.
*(44) Set high standards and expectations and promote professional growth for self and others.
*(45) Utilize appropriate strategies and problem-solving tools to make decisions regarding planning, utilization of funds, delivery of services and evaluation of services provided.
*(46) Collaborate with executive director, other departments and agencies, and contribute to the planning and operation of the district.
*(47) Demonstrate initiative in identifying potential problems or opportunities for improvement.
*(48) Use appropriate styles and methods to motivate, gain commitment and facilitate task accomplishment.
Perform other tasks consistent with the goals and objectives of this position.

*Essential Performance Responsibilities

PHYSICAL REQUIREMENTS:

Light Work: Exerting up to 20 pounds of force occasionally and/or up to 10 pounds of force as frequently as needed to move objects.

Job Description Supplement 11

TERMS OF EMPLOYMENT:

Professional Technical Pay Grade P5 250 days worked per year (12 months)

EVALUATION:

Performance of this job will be evaluated in accordance with provisions of the Board's policy on evaluation of personnel.

©EMCS

SCHOOL DISTRICT OF INDIAN RIVER COUNTY

PHYSICAL PLANT SPECIALIST

JOB DESCRIPTION

QUALIFICATIONS:

(1) High School diploma and three (3) years' experience as a bookkeeper or accounting clerk.
(2) Keyboarding skills at a minimum of 50 words per minute.
(3) Demonstrated skills in using office equipment including advanced word processing and data management.
(4) Evidence of skill in the composition of letters, memorandums, and documents.
(5) Knowledge of school system accounting practices and procedures preferable.
(6) Evidence of skills in office management and supervision of others.
(7) Ability to maintain confidentiality.
(8) Satisfactory criminal background check and drug screening

KNOWLEDGE, SKILLS AND ABILITIES:

Knowledge of computer software, office equipment, office practices and procedures. Knowledge of School Board policies that relate to job functions. Knowledge of district accounting and human resources. Ability to use business math and basic bookkeeping applications effectively. Ability to communicate orally and in writing. Ability to schedule time, establish priorities and work efficiently. Ability to compose correspondence and prepare reports in an articulate manner. Ability to compose letters, memoranda and other documents. Ability to promote a harmonious atmosphere and smooth flow of business. Ability to answer the telephone in a processional and courteous manner. Ability to handle sensitive information with confidentiality. Knowledge and understanding of all clerical positions within the office.

REPORTS TO:

Director of Physical Plant

JOB GOAL

To support all activities and functions of the Physical Plant Department to assist in providing a safe and well-maintained environment for students, teachers and staff.

SUPERVISES:

Secretary

PERFORMANCE RESPONSIBILITIES:

Service Delivery

*(1) Perform clerical duties required by activities and functions of the workplace including preparing and sending correspondence; receiving and routing incoming/outgoing mail and courier deliveries; setting up and maintain files; handling personnel records and requests; preparing, processing and submitting required agenda items, applications, reports, forms, grants, records, minutes, guides, manuals and other assigned projects.
*(2) Maintain all financial records.
*(3) Prepares maintenance and capital Budget Amendments.
*(4) Review invoices for accuracy and prepare purchase orders for payment.

Physical Plant Specialist (Continued)

*(5) Prepare orders and maintain supplies.
*(6) Research status of work orders and purchase orders.
*(7) Interacts with vendors for services for maintenance and operations informing coordinators and Director of Physical Plant of decisions made.
*(8) Perform financial duties required by the activities and functions of the workplace, including initiating and processing requisitions, assisting in preparation and maintenance of budget, maintaining petty cash funds, processing accounts payable and other assigned projects.
*(9) Prepares Architectural and Construction contracts for approval of the Director, Physical Plant.
*(10) Prepares Board Agenda blurbs for contracts.
*(11) Prepares tracking and payment of Owner Purchase invoices.
*(12) Monitors and verifies AIA Application and Certification of Payments of projects.
*(13) Assist with maintain work order system.
*(14) Oversee operation and maintenance of office equipment and report malfunctions for necessary repairs.
*(15) Assist with and maintain worksite personnel records concerning employment, sick leave, annual leave, certification, travel, and other related areas.
*(16) Assist with maintaining administrator(s) calendar.
*(17) Greet visitors and direct them to the appropriate area.
*(18) Maintain and/or process all file in alphabetical or chronological system.
*(19) Assist with and maintain equipment inventory.
*(20) Make arrangements for meetings and conferences.
*(21) Schedule staff workshops for continuing education and handle registration.
*(22) Provide miscellaneous clerical services for various boards and committees on which designated supervisors serve.
*(23) Demonstrate initiative in the performance of assigned responsibilities.

Administrative/Management

*(24) Use time effectively.
*(25) Manage materials and equipment effectively.
*(26) Establish and maintain effective and efficient record keeping procedures.
*(27) Assist in the preparation of required reports to the state.
*(28) Use technology resources effectively.

Inter/Intra-Agency Communication and Delivery

*(29) Sort and distribute U.S. and courier mail.
*(30) Answer telephone in a courteous and professional manner.
*(31) Assist public by answering routine questions, scheduling appointments and completing forms.
*(32) Exercise service orientation when working with others.
*(33) Keep supervisor informed of potential problems or unusual events.
*(34) Use effective, positive interpersonal communication skills.
*(35) Respond to inquiries and concerns in a timely manner.
*(36) Serve on school/district committees as required or appropriate.

System Support

*(37) Provide typing, filing duplicating inventory, record keeping and other general clerical duties for other personnel as directed by supervisor.
*(38) Perform data entry as necessary.

Physical Plant Specialist (Continued)

*(39) Exhibit interpersonal skills to work as an effective team member.
*(40) Follow federal and state laws as well as School Board policies, rules, and regulations.
*(41) Demonstrate support for the School District and its goals and priorities.
*(42) Demonstrate initiative in identifying potential problems or opportunities for improvement.
*(43) Prepare or assist in the preparation of all required reports and maintain all appropriate records.
*(44) Participate in cross-training activities as required.
*(45) Perform other tasks consistent with the goals and objectives of this position.

Collaboration

*(46) Communicate effectively, both orally and in writing, with other professionals, students, parents and community.
*(47) Collaborate with school staff, administrators, and district departments.
*(48) Collaborate with peers and other professionals to enhance student learning.

Staff Development

*(49) Assess training needs for district schools in regard to data analysis.
*(50) Conduct in-service training in data collection techniques, utilization of data to enhance the instructional process, and
*(51) Engage in a continuing improvement of professional skills and knowledge.
*(52) Learn new and emerging technologies and software applications that relate to data analysis and the School Improvement Process.

Professional Responsibilities

*(53) Meet and deal effectively with the general public, staff members, parents, administrators and other contact persons using tact and good judgment.
*(54) Follow attendance, punctuality and other qualities of an appropriate work ethic
*(55) Ensure adherence to good safety standards.
*(56) Maintain confidentiality regarding school/workplace matters.
*(57) Model and maintain high ethical standards.
*(58) Maintain expertise in assigned areas to fulfill project goals and objectives.
*(59) Participate successfully in the training programs offered to increase skill and proficiency related to assignment.

*Essential Performance Responsibilities

PHYSICAL REQUIREMENTS:

Light Work: Exerting up to 20 pounds of force occasionally and/or up to 10 pounds of force as frequently as needed to move objects.

Job Description Supplement 07

TERMS OF EMPLOYMENT:

Confidential/Managerial Pay Grade CM03 250 days worked per year (12 months)

EVALUATION:

Physical Plant Specialist (Continued)

Performance of this job will be evaluated in accordance with provisions of the Board's policy on evaluation of personnel.

SCHOOL DISTRICT OF INDIAN RIVER COUNTY

PLANT MANAGER

JOB DESCRIPTION

QUALIFICATIONS:

(1) High school diploma or equivalent.
(2) Five (5) years experience in area of specialty including three (3) years at a supervisory level.
(3) Valid Florida driver's license.
(4) Valid Florida Commercial Driver's License (CDL), Class A, within ninety (90) days of employment.
(5) Satisfactory criminal background check and drug screening.
(6) Ability to plan, assign, and coordinate complex and varied maintenance projects.
(7) Ability to supervise subordinates in a manner conducive to full performance and high morale.
(8) Ability to interpret and follow oral and written instructions, plans, sketches, drawings and blueprints.
(9) Ability to analyze time, labor and material requirements, and to estimate the costs of proposed projects.

KNOWLEDGE, SKILLS AND ABILITIES:

Knowledge of Department of Education, federal, state and local rules and regulations relating to grounds maintenance and site services. Knowledge of fertilizer, herbicides and pesticides. Ability to use computer and software related to position. Knowledge of heavy equipment and machinery related to position. Knowledge of safety codes and state laws concerning fire safety and the storage and application of pesticides, fungicides and fertilizers. Ability to read and evaluate blueprints and diagrams. Ability to make accurate forecasts/projections. Ability to monitor compliance with required fire safety inspections and equipment certifications. Ability to supervise personnel. Ability to coordinate and monitor projects. Ability to communicate orally and in writing.

REPORTS TO:

Director of Physical Plant

JOB GOAL

To coordinate and monitor site/grounds projects to maintain safe and healthy schools for students and staff

SUPERVISES:

Assigned Personnel

©EMCS

Revised; 7/28/09
Revised: 2/23/2010

PERFORMANCE RESPONSIBILITIES:

Service Delivery

*(1) Coordinate all short- and long-range planning for the district's grounds maintenance and site services.
*(2) Plan, coordinate and supervise work assignments.
*(3) Manage grounds and site service activities including training, procurement and personnel management.
*(4) Supervise the functions of carpentry, painting, roofing, grounds and general maintenance personnel.
*(5) Supervise and coordinate activities of any contractors engaged in grounds and related services.
*(6) In cooperation with the building principal or the principal's designee, oversee the supervision of personnel which includes work allocation, training and problem resolution.
*(7) Implement systems and processes to establish and maintain records.
*(8) Ensure that all fire safety inspection and equipment certificates are completed according to applicable guidelines and schedules.
*(9) Ensure that inspections are scheduled and conducted.
*(10) Coordinate the planning, implementation and evaluation of the district grounds program.
*(11) Demonstrate initiative in the performance of assigned responsibilities.

Inter/Intra-Agency Communication and Delivery

*(12) Exercise service orientation when working with others.
*(13) Respond to inquiries and concerns in a timely manner.
*(14) Keep supervisor informed of potential problems or unusual events.
*(15) Serve on district, state or community councils or committees as assigned or appropriate.
*(16) Use effective, positive interpersonal communication skills.
*(17) Work closely with district and school staffs to support school improvement initiatives and processes.

Professional Growth and Improvement

*(18) Maintain expertise in assigned areas to fulfill project goals and objectives.
*(19) Facilitate the development, implementation and evaluation of staff development activities in assigned areas.
*(20) Attend training sessions, conferences and workshops as assigned or appropriate to keep abreast of current practices, programs and legal issues.
*(21) Participate in cross-training activities as required.

Systemic Functions

*(22) Coordinate district direct purchase of materials and equipment used in grounds maintenance and site functions.
*(23) Supervise assigned personnel, conduct annual performance appraisals, and make recommendations for appropriate employment.
*(24) Assist in the selection and evaluation of staff.

©EMCS

Revised; 7/28/09
Revised: 2/23/2010

Plant Manager (Continued)

*(25) Prepare or assist in the preparation of all required reports and maintain all appropriate records.
*(26) Follow federal and state laws, as well as School Board policies.
*(27) Represent the district in a positive and professional manner.
*(28) Demonstrate support for the school district and its goals and priorities.
*(29) Ensure adherence to good safety standards.
*(30) Assist in interpreting statutes, Department of Education rules, and programs, policies and procedures of the district as they relate to assigned responsibilities.

Leadership and Strategic Orientation

*(31) Assist in implementing the district's goals and strategic commitment.
*(32) Exercise proactive leadership in promoting the vision and mission of the district.
*(33) Set high standards and expectations and promote professional growth for self and others.
*(34) Follow attendance, punctuality and other qualities of an appropriate work ethic.
*(35) Maintain confidentiality regarding school/workplace matters.
*(36) Utilize appropriate strategies and problem-solving tools to make decisions regarding planning, utilization of funds, delivery of services and evaluation of services provided.
*(37) Demonstrate initiative in identifying potential problems or opportunities for improvement and take appropriate action.
*(38) Use appropriate styles and methods to motivate, gain commitment and facilitate task accomplishment.
Perform other tasks consistent with the goals and objectives of this position.

*Essential Performance Responsibilities

PHYSICAL REQUIREMENTS:

Heavy Work: Exerting up to 100 pounds of force occasionally, and/or up to 50 pounds of force frequently and/or up to 20 pounds of force as needed to move objects.

Job Description Supplement 01

TERMS OF EMPLOYMENT:

Professional Technical *Pay Level P5/P6 250 days worked per year (12 months)
*Pay grade P6 requires eight (8) years of related experience, two (2) of which must be on staff at SDIRC, and recommendation from immediate supervisor.

EVALUATION:

Performance of this job will be evaluated in accordance with provisions of the Board's policy on evaluation of personnel.

©EMCS

Revised; 7/28/09
Revised: 2/23/2010

This Page Intentionally Left Blank

This Page Intentionally Left Blank

RESOLUTION NO. 2014-07

A RESOLUTION AUTHORIZING THE ISSUANCE OF TAX ANTICIPATION NOTES, SERIES 2013 OF THE SCHOOL DISTRICT OF INDIAN RIVER COUNTY, FLORIDA NOT EXCEEDING THE AGGREGATE PRINCIPAL AMOUNT OF $10,000,000 TO PROVIDE INTERIM FUNDS FOR THE PAYMENT OF OPERATING EXPENSES OF THE DISTRICT; PLEDGING CERTAIN TAX RECEIPTS TO THE PAYMENT OF THE NOTES; AUTHORIZING CERTAIN REMEDIES TO THE HOLDERS OF THE NOTES AND MAKING CERTAIN COVENANTS AND AGREEMENTS IN CONNECTION THEREWITH; PROVIDING THE FORM, MATURITY DATE, AND CERTAIN PARAMETERS WITH RESPECT TO THE OTHER TERMS AND DETAILS OF THE NOTES; AUTHORIZING THE AWARDING OF SAID NOTES PURSUANT TO A PUBLIC BID; DELEGATING CERTAIN AUTHORITY TO THE SUPERINTENDENT FOR THE AWARD OF THE NOTES AND APPROVAL OF THE TERMS OF THE NOTES; APPOINTING THE PAYING AGENT AND NOTE REGISTRAR FOR SAID NOTES; AUTHORIZING THE DISTRIBUTION OF A PRELIMINARY OFFICIAL STATEMENT AND THE EXECUTION AND DELIVERY OF AN OFFICIAL STATEMENT WITH RESPECT THERETO; AUTHORIZING THE EXECUTION AND DELIVERY OF A CONTINUING DISCLOSURE CERTIFICATE; AUTHORIZING CERTAIN OFFICIALS OF THE BOARD TO TAKE ALL ACTIONS REQUIRED IN CONNECTION WITH THE ISSUANCE OF SAID NOTES; AND PROVIDING AN EFFECTIVE DATE.

BE IT RESOLVED BY THE SCHOOL BOARD OF INDIAN RIVER COUNTY, FLORIDA:

SECTION 1. AUTHORITY FOR THIS RESOLUTION. This Resolution is adopted pursuant to the provisions of Chapter 1011, Florida Statutes, as amended, and other applicable provisions of law.

SECTION 2. DEFINITIONS. The following capitalized terms shall have the following meanings herein, unless the text otherwise expressly requires:

"Act" means Chapter 1011, Florida Statutes, as amended.

"Board" means The School Board of Indian River County, Florida, the governing body of the District.

"Code" means the Internal Revenue Code of 1986, as amended.

"Computation Date" means any date of calculation of the Cumulative Cash Flow Deficit.

"Continuing Disclosure Certificate" means the Continuing Disclosure Certificate to be executed by the District on or prior to the issuance of the Notes, the form of which is attached hereto as Exhibit D.

"County" means Indian River County, Florida, a political subdivision of the State of Florida.

"Cumulative Cash Flow Deficit" means, as of any Computation Date during the Current Fiscal Year, an amount equal to:

(a) The amount the District will expend from the date of issuance of the Notes to such Computation Date for expenditures which would ordinarily be paid out of or financed by ad valorem taxes and other available Non Ad Valorem Funds, minus

(b) The sum of the "available amounts," as defined in the Code (excluding proceeds of the Notes), whether in the form of cash, investments, or other amounts, which will be available for the payment of working capital expenditures of the type to be paid from the proceeds of the Notes without legislative or judicial action and without a legislative, judicial or contractual requirement that those amounts be reimbursed. Said amounts shall be measured from the date of issuance of the Notes to the Computation Date referred to in paragraph (a) above.

"Current Fiscal Year" means the fiscal year of the District which commenced July 1, 2013 and ends June 30, 2014.

"District" means the School District of Indian River County, Florida, created by Article IX, Section 4 of the Constitution of Florida.

"Financial Advisor" means Ford & Associates, Inc., Tampa, Florida.

"Holder" or **"Noteholder"** means the registered owner of a Note.

"Maturity Date" means the maturity date of the Notes, which date shall be no later than January 31, 2014.

"Non-Ad Valorem Funds" means all legally available funds of the District or Board derived from sources other than ad valorem taxation.

"Note" or **"Notes"** means one or more of the tax anticipation notes authorized by this Resolution in substantially the form attached as Exhibit A hereto, with such modifications as shall be approved by the Superintendent or her designee upon the advice of Note Counsel to the District, approval of such changes to be evidenced by the execution thereof by the Superintendent or her designee.

"Note Counsel" means Nabors, Giblin & Nickerson, P.A., Tampa, Florida, or such other firm of attorneys having expertise in the state and federal laws applicable to the issuance of public securities and obligations.

"Note Payment Fund" means the School District of Indian River County, Florida Tax Anticipation Notes, Series 2013 Note Payment Fund created by this Resolution.

"Official Bid Proposal" means the Official Bid Proposal that complies with all of the terms and provisions of the Official Notice of Sale and which sets forth an offer to purchase the Notes at the lowest net interest cost to the District.

"Official Notice of Sale" means the Official Notice of Sale pursuant to which the Notes shall be advertised for competitive bid, which Official Notice of Sale shall be substantially in the form attached hereto as Exhibit B.

"Official Statement" means the Official Statement prepared on behalf of the District, dated the date of sale of the Notes and pertaining to the Notes, in substantially the form of the Preliminary Official Statement, a form of which is attached hereto as Exhibit C.

"Operating Budget" means the District's operating budget for the Current Fiscal Year prepared and adopted by the Board in accordance with the applicable law.

"Paying Agent" or **"Note Registrar"** means Hancock Bank, Orlando, Florida, its successor or assigns.

"Permitted Investments" means investments from time to time legal for District moneys pursuant to the provisions of Sections 1010.53(2) and 218.415, Florida Statutes, as amended.

"Pledged Revenues" means (a) receipts of ad valorem taxes collected by the Tax Collector of the County for the benefit of the District during the Current Fiscal Year, but only to the extent such tax receipts are levied or legally available for payment of operating expenses of the District and (b) amounts on deposit in the Note Payment Fund. "Pledged Revenues" shall not include ad valorem taxes collected to pay the principal of and interest on bonds of the District issued pursuant to Sections 1010.40-1010.55, Florida

Statues, or to pay the principal of and interest on any obligations issued by the District pursuant to Section 1011.14, Florida Statutes, or otherwise levied pursuant to Section 1011.71(2), Florida Statutes.

"Preliminary Official Statement" shall mean the Preliminary Official Statement "deemed final," except for permitted omissions, in accordance with Rule 15c2-12 of the Securities and Exchange Commission and Section 17 of this Resolution, the form of which is attached hereto as Exhibit C, with such modifications as shall be approved by the Superintendent or her designee upon the advice of Note Counsel to the District, approval of such changes to be evidenced by the execution thereof by the Superintendent or her designee.

"Principal Amount" shall mean not exceeding $10,000,000, the maximum authorized aggregate principal amount of Notes issued hereunder.

"Purchaser" shall mean the underwriter or underwriters that submit(s) the Official Bid Proposal accepted by the District in accordance with the terms hereof and the Official Notice of Sale. The Purchaser shall be the initial purchaser and underwriter of the Notes.

"Record Date" shall mean the 15th day of the month (whether or not a business day) immediately preceding the Maturity Date of the Notes.

"Regulations" means the Income Tax Regulations promulgated by the Internal Revenue Service under Section 103 and Sections 141-150 of the Code of 1986.

"State" means the State of Florida.

"Superintendent" means the Superintendent of Schools of the District, Secretary to the Board, and in his or her absence or unavailability, any Assistant Superintendent of the District and such other persons who may be duly authorized to act on the Superintendent's behalf.

"Tentative Budget" means the proposed budget considered by the Board at public hearings, after due notice, for the Current Fiscal Year prior to adoption of the Operating Budget.

SECTION 3. FINDINGS. It is hereby found, determined and declared as follows:

(A) Pursuant to Section 1011.13, Florida Statutes and other applicable provisions of law, the school board of any school district in the State of Florida is authorized to negotiate a current loan at any time the current school funds on hand are estimated to be insufficient to pay obligations created by such school board, in accordance with the applicable budget of such school district.

(B) The Board has caused to be prepared an Operating Budget reflecting the reasonable estimates of receipts and expenditures during the Current Fiscal Year.

(C) The Board, to the extent possible, has endeavored to arrange the expenditures of the District for the Current Fiscal Year so as to make it unnecessary for the District to incur loans.

(D) It is estimated based on the Operating Budget that the school funds will be insufficient, at various times during the Current Fiscal Year, to satisfy obligations to be created by the Board in accordance with the Operating Budget of the District.

(E) It is necessary for the benefit of the schools of the District for a loan to be obtained to meet the disbursement requirements of the Operating Budget, such loan to be retired from Pledged Revenues anticipated to be received in accordance with the Operating Budget and, if necessary, from the Non-Ad Valorem Funds.

(F) The loan or loans shall be evidenced by the issuance of the Notes (or installments thereof), in the aggregate principal amount not exceeding the Principal Amount. The principal of and the interest on the Notes will be payable at maturity.

(G) The Principal Amount shall be less than 80% of the amount to be available from taxes levied by the District for operating purposes for the Current Fiscal Year.

(H) The Principal Amount does not exceed the Cumulative Cash Flow Deficit plus any reasonable working capital reserve not in excess of the amount permitted by Section 1.148-6(d)(3)(iii)(B) of the Regulations.

(I) The loan or loans, as evidenced by the Notes and computed as prescribed by Section 1011.13, Florida Statutes will be, in the aggregate, not in excess of the amount necessary for the proper operation of the schools in the District.

(J) The Notes will be payable as to both principal and interest from the Pledged Revenues estimated in the Operating Budget to be available, and, if necessary, are additionally payable from, but are not secured by, the Non-Ad Valorem Funds. Neither the faith and credit nor the taxing power of the State of Florida, the County, or the District are pledged to the payment of the principal of or the interest on the Notes.

(K) It is estimated that the Pledged Revenues will be sufficient to pay the principal of and interest on the Notes when due.

(L) The Superintendent has authorized Note Counsel to prepare a Preliminary Official Statement on behalf of the District, and it is necessary and desirable that the Board delegate to the Superintendent the authority to deem the Preliminary Official Statement "final" for purposes of Rule 15c2-12 of the Securities and Exchange Commission and to authorize the use of the Preliminary Official Statement and a final

Official Statement in connection with the marketing and competitive sale of the Notes in accordance with the terms hereof.

(M) It is necessary and desirable that the Notes be issued in book-entry only form and that the Superintendent be authorized to make such provision and perform such acts as are necessary to provide for the issuance of the Notes in book-entry-only form.

(N) In accordance with Section 218.385, Florida Statutes, and pursuant to this Resolution, the Notes shall be advertised for competitive bids pursuant to a Summary Notice of Sale and the Official Notice of Sale, the form of which is attached hereto as Exhibit B.

(O) Pursuant to the Official Notice of Sale, competitive bids received on such date and time as is determined by the Superintendent in accordance with the terms and provisions of the Official Notice of Sale, shall be publicly opened and announced.

(P) Due to the present volatility and uncertainty of the market for tax-exempt obligations such as the Notes, it is desirable for the District to be able to advertise and award the Notes at the most advantageous time and date which shall be determined by the Superintendent; and, accordingly, the District hereby determines to delegate the advertising and awarding of the Notes to the Superintendent within the parameters described herein.

(Q) It is necessary and appropriate that the Board determine the parameters for the terms and details of the Notes and to delegate certain authority to the Superintendent for the award of the Notes and the approval of the terms of the Notes in accordance with the provisions hereof.

(R) In the event Note Counsel shall determine that the Notes have not been awarded competitively in accordance with the provisions of Section 218.385, Florida Statutes, the Board shall adopt such resolutions and make such findings as shall be necessary to authorize and ratify a negotiated sale of the Notes in accordance with said Section 218.385, Florida Statutes.

SECTION 4. RESOLUTION TO CONSTITUTE CONTRACT. In consideration of the acceptance of the Notes authorized to be issued hereunder, this Resolution shall be deemed to be and shall constitute a contract between the District, the Board and the Holders of any Notes. The covenants and agreement herein set forth to be performed by the District and the Board shall be for the equal benefit, protection and security of the Holder of each such Note, all of which shall be of equal rank and without preference, priority or distinction of any of such Notes over any other thereof, except as expressly provided therein and herein.

SECTION 5. AUTHORIZATION, DESCRIPTION AND BOOK-ENTRY PROVISIONS OF THE NOTES. For the purpose of financing the cost of obligations incurred in the ordinary operations of the District in the Current Fiscal Year there are hereby authorized to be issued "School District of Indian River County, Florida Tax Anticipation Notes, Series 2013," in the aggregate principal amount not to exceed $10,000,000. The exact aggregate principal amount of Notes to be issued pursuant to this Resolution shall be determined by the Superintendent in accordance with the terms of this Resolution; provided such amount shall not exceed $10,000,000.

The Notes may be issued in one or more installments. The Notes shall be dated, shall be in denominations of $5,000 or integral multiples thereof, as agreed to between the District and the Purchaser, shall be in fully-registered form, shall mature at such time and shall bear interest from their dated date until maturity, calculated on a 360-day year basis (consisting of twelve 30-day months), payable at maturity at a rate not to exceed the maximum rate allowed by law, all as provided in the Official Bid Proposal; provided that if the maturity date is not a business day, interest (and principal) on the Notes shall be paid on the next succeeding business day and payment on such day shall have the same force and effect as if made on the maturity date and no interest shall accrue for the period after the maturity date. The Notes shall not be redeemable prior to maturity.

The Notes shall initially be issued in book-entry only form. The Notes shall be registered to Cede & Co., as nominee for The Depository Trust Company ("DTC"). All payments for the principal of and interest on the Notes shall be paid in lawful money of the United States of America, by check, draft or wire transfer to DTC.

To the extent permitted by the provisions of the DTC Blanket Issuer Letter of Representations executed by the District and delivered to DTC (the "DTC Blanket Letter of Representations"), the District shall issue Notes directly to beneficial owners of Notes other than DTC, or its nominee, in the event that:

(i) DTC determines not to continue to act as the securities depository for the Notes; or

(ii) The Board has advised DTC of its determination that DTC is incapable of discharging its duties; or

(iii) The Board, upon compliance with applicable DTC policies and procedures, determines that it is in the best interest of the District not to continue the book-entry system or that the interest of the beneficial owners of the Notes might be adversely affected if the book-entry system is continued.

Upon occurrence of either of the events described in clauses (i) or (iii) above (the Board undertakes no obligation to make any investigation to determine the occurrence of any events that would permit the Board to make any such determination) or if the Board

fails to locate another qualified securities depository to replace DTC upon occurrence of either of the events described in clauses (i) or (ii) above, the Board shall mail a notice to DTC for distribution to the beneficial owners of the Notes stating that DTC will no longer serve as securities depository, whether a new securities depository will or can be appointed, the procedures for obtaining authenticated replacement Notes and the provisions which govern the Notes including, but not limited to, provisions regarding authorized denominations, transfer and exchange, principal and interest payments and other related matters. The DTC Blanket Letter of Representations previously executed and delivered by the District shall apply with respect to the Notes.

SECTION 6. EXECUTION AND AUTHENTICATION OF NOTES. The Notes shall be executed in the name of the District by the Chairman or Vice Chairman of the Board, and attested and countersigned by the Superintendent, as ex-officio Secretary of the Board, and the corporate seal of the District or a facsimile thereof shall be affixed thereto or reproduced thereon. The Notes may be signed and sealed on behalf of the District by any person who at the actual time of the execution of such Notes shall hold such offices in the District, although at the date of such Notes such person may not have been so authorized. The Notes may be executed by the facsimile signatures of the Chairman or Vice Chairman or Superintendent so long as the Notes bear one manual signature.

There shall be a Certificate of Authentication of the Note Registrar on the Notes, and no Note shall be valid or obligatory for any purpose or be entitled to any security or benefit under the provisions of this Resolution unless such certificate shall have been duly executed on such Notes. The authorized signature for the Note Registrar shall be either manual or in facsimile, provided, however, that at least one of the above signatures, including that of the authorized signature for the Note Registrar, appearing on the Notes shall be a manual signature.

SECTION 7. NOTES MUTILATED, DESTROYED, STOLEN OR LOST. In case any Note shall be mutilated, destroyed, stolen or lost, upon the Holder furnishing the District proof of its ownership thereof and satisfactory indemnity and complying with such other reasonable regulations and conditions as the District may prescribe and paying such expenses as the District may incur, the District shall issue and deliver a new Note of like tenor as the Note so mutilated, destroyed, stolen or lost, in lieu of or substitution for the Note, if any, destroyed, stolen or lost, or in exchange and substitution for such mutilated Note, upon surrender of such mutilated Note, if any, to the District and the cancellation thereof; provided however, if the Note shall have matured or be about to mature, instead of issuing a substitute Note, the District may pay the same, upon being indemnified as aforesaid, and if such Note be lost, stolen or destroyed, without surrender thereof. Any Note surrendered under the terms of this Section 7 shall be cancelled by the Superintendent.

Any such duplicate Note issued pursuant to this section shall constitute an original, additional contractual obligation on the part of the District whether or not, as to duplicate Notes, the lost, stolen or destroyed Note be at any time found by anyone, and such duplicate Note shall be entitled to equal and proportionate benefits and rights as to lien on and source and security for payment from the special funds, as hereinafter pledged, to the same extent as the other Notes issued hereunder.

SECTION 8. REGISTRATION AND TRANSFER OF NOTES. The following Section 8 is subject to the provisions of the DTC Blanket Letter of Representations.

All Notes shall be and shall have all the qualities and incidents of negotiable instruments under the Uniform Commercial Code-Investment Securities Laws of the State of Florida, and each successive Holder, in accepting any of the Notes, shall be conclusively deemed to have agreed that such Notes shall be and have all of said qualities and incidents of such negotiable instruments.

There shall be a Note Registrar with respect to each series or installment of Notes, which shall be the Superintendent or a bank or trust company located within or without the State of Florida with corporate trust powers. The Note Registrar initially shall be Hancock Bank, Orlando, Florida. The Note Registrar shall be responsible for maintaining the books for the registration of the transfer and exchange of the Notes.

All Notes presented for transfer, exchange or payment (if so required by the District or the Note Registrar) shall be accompanied by a written instrument or instruments of transfer or authorization for exchange, in form and with guaranty of signature satisfactory to the District or the Note Registrar, as the case may be, duly executed by the Holder or by his duly authorized attorney.

Upon surrender to the Note Registrar for transfer or exchange of any Note accompanied by an assignment or written authorization for exchange, whichever is applicable, duly executed by the Holder or his attorney duly authorized in writing, the Note Registrar shall deliver in the name of the Holder or the transferee or transferees, as the case may be, a new fully registered Note or Notes of authorized denominations and of the same maturity and interest rate for the aggregate principal amount which the Holder is entitled to receive.

The District and the Note Registrar may charge the Holder a sum sufficient to reimburse them for any expenses incurred in making any exchange or transfer after the first such exchange or transfer following the delivery of such Notes. The Note Registrar or the District may also require payment from the Holder or his transferee, as the case may be, of a sum sufficient to cover any tax, fee or other governmental charge that may be imposed in relation thereto. Such charges and expenses shall be paid before any such new Note shall be delivered.

New Notes delivered upon any transfer or exchange shall be valid obligations of the District, evidencing the same debt as the Notes surrendered, shall be secured under this Resolution, and shall be entitled to all of the security and benefits hereof to the same extent as the Notes surrendered.

The District and the Note Registrar may treat the Holder of any Note as the absolute owner thereof for all purposes, whether or not such Notes shall be overdue, and shall not be bound by any notice to the contrary. The person in whose name any Note is registered shall be deemed the Holder thereof by the District and the Note Registrar, and any notice to the contrary shall not be binding upon the District or the Note Registrar.

Whenever any Note shall be delivered to the Note Registrar for cancellation, upon payment of the principal amount thereof, or for replacement, transfer or exchange, such Note shall be cancelled and destroyed by the Note Registrar, and counterparts of a certificate of destruction evidencing such destruction shall be furnished to the District.

SECTION 9. FORM OF NOTES. The text of the Notes shall be in substantially the form of Exhibit A hereto, with such variations, deletions and insertions as may be necessary and desirable, and as may be authorized or permitted by this Resolution.

SECTION 10. SECURITY FOR NOTES; SPECIAL OBLIGATIONS OF DISTRICT. To the extent necessary to pay when due the principal of and the interest on the Notes, the Pledged Revenues are irrevocably pledged to the payment of the Notes. The Notes and the interest thereon do not constitute a general obligation or indebtedness of, or a pledge of the faith and credit of, the Board, the District, the County, the State or any political subdivision or agency thereof within the meaning of any constitutional or statutory provision or limitation but shall be payable from and secured solely by a lien upon and pledge of the Pledged Revenues in the manner provided herein and therein. If necessary, the Notes are additionally payable from, but are not secured by, the Non-Ad Valorem Funds of the District. The Notes and the obligations evidenced thereby shall not constitute a lien upon any property of or in the District other than the Pledged Revenues in the manner provided in this Resolution. No Holder of the Notes shall ever have the right to compel the exercise of the ad valorem taxing power of the Board, the District, the County or the State or any political subdivision or agency thereof, other than the levy, collection and application of the Pledged Revenues, for the payment of the principal of or interest on the Notes in the manner herein and in the Notes provided.

SECTION 11. NOTE PAYMENT FUND. (a) There is hereby established the "School District of Indian River County, Florida Tax Anticipation Notes, Series 2013 Note Payment Fund" (the "Note Payment Fund") to be held by the District as a separate special fund for the benefit of the Noteholders; provided that the cash required to be accounted for therein may be pooled with other funds of the District so long as adequate accounting records are maintained to reflect and control the restricted purposes of such

Note Payment Fund moneys. The Note Payment Fund shall be held in trust by the District for the sole benefit of the Holders, and the Holders are granted an express lien on the moneys and/or investments held in the Note Payment Fund. The Holders of the Notes shall have no lien upon all or any portion of the Non-Ad Valorem Funds unless and until any such funds are deposited into the Note Payment Fund. The District covenants that it shall deposit sufficient monies or Permitted Investments into the Note Payment Fund on or before December 15, 2013, December 31, 2013 and January 15, 2014, in an amount not less than an amount equal to one-third (1/3) of the principal of and interest on the Notes due on the Maturity Date, such that not later than January 15, 2014, or the first business day thereafter, the balance on deposit therein will equal the amount of principal and interest becoming due on the Notes on the Maturity Date. If, on January 15, 2014, or the first business day thereafter, and continuously thereafter, there is not on deposit in the Note Payment Fund an amount (including Permitted Investments and the income or earnings to be received thereon) equal to all principal of and interest on the Notes at maturity, the Board shall designate the Note Payment Fund as its depository for the receipt of Pledged Revenues and continue such designation until such time as the amount in the Note Payment Fund, together with the earnings to be received thereon, is equal to all principal of and interest on the Notes at maturity.

(b) All investments held in the Note Payment Fund shall mature on or prior to the Maturity Date. All such investments shall be valued for the purpose of this Section 11 at their principal amount, and interest income or earnings to be received on or prior to the date of maturity of the Notes shall be included in the Note Payment Fund balance for purposes of determining whether the requirements of this Section 11 have been met.

(c) Funds in the Note Payment Fund may be invested only in Permitted Investments. Earnings on investments held in the Note Payment Fund shall be retained and reinvested in the Note Payment Fund until the amount on deposit in the Note Payment Fund together with the earnings to be received thereon, is equal to the entire principal of and interest on the Notes at their maturity. Thereafter, such earnings may be withdrawn by the District and used in the District's discretion as provided by law except as provided in Subsection 11(d) hereof.

(d) Amounts in the Note Payment Fund, other than earnings permitted to be withdrawn by the District pursuant to Subsection 11(c) hereof, shall be applied solely to the payment of the principal of and interest on the Notes. After all such principal and interest shall have been paid, or at such time as provision for payment thereof shall have been made pursuant to Section 15 hereof, any amounts remaining in the Note Payment Fund may be used in the District's discretion as provided by law.

(e) On or prior to January 24, 2014, the District shall, if necessary, adjust the amount on deposit in the Note Payment Fund in order to ensure that sufficient funds are on deposit therein on the Maturity Date to pay the principal of and interest on the Notes in full.

SECTION 12. APPLICATION OF NOTE PROCEEDS. The proceeds of the sale of the Notes shall first be applied by the District to pay the costs of preparation and issuance of the Notes. The remaining proceeds from the sale of the Notes shall be used by the District to pay the lawful expenses of the District as the Board shall direct. The Holders of the Notes issued hereunder shall have no responsibility for the use of the proceeds of said Notes, and the use of such Note proceeds by the District shall in no way affect the rights of such Noteholders.

SECTION 13. COVENANTS OF DISTRICT AND BOARD. The Board covenants on its behalf and on behalf of the District with the Holders so long as any of the Notes are outstanding and unpaid as follows, to the extent not already performed or accomplished:

(a) to comply promptly with the Act and other applicable statutes in regard to (i) adoption of the Operating Budget, (ii) determination of the amounts necessary to be raised for current operating purposes for the Current Fiscal Year, (iii) determination of millage necessary to be levied for current operating purposes for the Current Fiscal Year, (iv) certification of such millage to the County Property Appraiser, (v) ordering the County Property Appraiser to assess such millage, and (vi) collecting the taxes paid and due to the Board from the County Tax Collector;

(b) in preparing, approving and adopting its Operating Budget controlling or providing for the expenditures of its funds, so long as any principal of or interest on the Notes are outstanding and unpaid, to appropriate, allot and approve, in the manner required by law from funds of the District derived from sources other than ad valorem taxes and legally available therefor, amounts sufficient to pay the principal of and interest on the Notes;

(c) not to issue any (i) indebtedness of any kind payable from the Pledged Revenues which indebtedness is secured by a lien upon the Pledged Revenues superior to that of the Notes, (ii) obligations (other than additional installments of Notes) payable from or secured by a lien on the moneys on deposit in the Note Payment Fund, and (iii) additional obligations having an equal lien upon the Pledged Revenues if the issuance of such additional indebtedness would violate the provisions of Section 1011.13(1), Florida Statutes. Subject to the foregoing limits, the Board may issue additional obligations (including additional installments of Notes) payable from and secured by a lien upon the Pledged Revenues on a parity with the Notes, and may issue obligations having a first lien upon moneys of the District other than the Pledged Revenues and the moneys on deposit in the Note Payment Fund;

(d) except as otherwise expressly provided herein, not to enter into any contract or other agreement and not to take any action by which the rights of any Holder might be impaired or diminished; and

(e) not to modify or amend this Resolution or any resolution amendatory hereof or supplemental hereto, unless such modification or amendment would not, in the opinion of Note Counsel, have a material adverse effect on the interests of the Holders, without the consent in writing of Holders of fifty-one percent (51%) or more in principal amount of the Notes then outstanding, provided that no modification or amendment shall permit, without the consent of all the Holders, a change (i) in the maturity of the Notes or a reduction in the rate of interest thereon, (ii) in the amount of the principal obligation evidenced by the Notes, (iii) that would affect the unconditional promise of the District to collect the ad valorem tax revenues and to make the deposits to the Note Payment Fund required herein, (iv) that would reduce the percentage of Holders required above, for modifications or amendments hereto, (v) that would affect the tax covenants of the District contained in Section 14 hereof, or (vi) that would impair the obligation of the District to pay the principal of and interest on the Notes at maturity or the remedies granted herein for the enforcement of such obligation. For the purpose of Holders' voting rights or consents, the Notes owned by or held for the account of the District, directly or indirectly, shall not be counted.

Any rating agency providing a rating for the Notes shall be notified, in writing, and supplied with a copy, of any modification, amendment or supplement to this Resolution so long as the rating assigned by such rating service is in effect.

SECTION 14. TAX COMPLIANCE. Neither the Board, the District nor any third party over whom the Board or the District has control, will make any use of the proceeds of the Notes or the Pledged Revenues at any time during the term hereof and thereof which would cause the Notes to be "private activity bonds" within the meaning of Section 103(b)(1) of the Code or "arbitrage bonds" within the meaning of Section 103(b)(2) of the Code. The Board, on behalf of the District, covenants throughout the term of the Notes, to comply with the requirements of the Code and the Regulations, as such may be amended from time to time.

SECTION 15. DEFEASANCE. If, at any time the Board shall have paid, or shall have made provision for payment of the principal of and interest on the Notes then, and in that event, the pledge of and lien on the Pledged Revenues in favor of the holders of the Notes shall be no longer in effect and the Notes shall no longer be deemed to be outstanding and unpaid for the purposes of this Resolution. For purposes of the preceding sentence, deposit of Permitted Investments in irrevocable trust or pursuant to an irrevocable letter of instruction with the State Board of Administration of the State or with a bank or trust company with corporate trust powers for the sole benefit of the Noteholders, the principal of which, together with the earnings to be received thereon, will be sufficient to make timely payment of the principal of and interest on the Notes, shall constitute provision for payment.

SECTION 16. OFFICIAL STATEMENT; OFFICIAL NOTICE OF SALE; SALE AND AWARD OF NOTES. (a) The form of, and the distribution and delivery on behalf of the District of, the Preliminary Official Statement for the Notes, in substantially the form attached hereto as Exhibit C, and the distribution and delivery to the Purchaser of final Official Statements, substantially in the form of the Preliminary Official Statement with such changes, insertions, deletions and modifications as shall be necessary to reflect the final terms and details of the Notes, are hereby authorized and approved. The Superintendent, on behalf of the District, is hereby authorized to deem the Preliminary Official Statement "final" for purposes of Rule 15c2-12(b)(1) of the Securities and Exchange Commission.

(b) The form of the Official Notice of Sale attached hereto as Exhibit B and the terms and provisions thereof are hereby authorized and approved. The Superintendent, on behalf of the District, is hereby authorized to make such changes, insertions, deletions and modifications as he shall deem necessary prior to the advertisement of such Official Notice of Sale. The Superintendent is hereby authorized to advertise and publish the Official Notice of Sale or a summary thereof, at such time as he shall deem necessary and appropriate, upon the advice of the Financial Advisor, to accomplish the competitive sale of the Notes.

(c) The Superintendent, on behalf of the District and only in accordance with the terms hereof, shall award the Notes to the underwriter or underwriters that submit the bid which complies in all material respects with the Official Notice of Sale and offers to purchase the Notes at the lowest net interest cost to the District, as calculated by the Financial Advisor in accordance with the terms and provisions of the Official Notice of Sale.

SECTION 17. EXECUTION OF DOCUMENTS. The Chairman, Vice Chairman, Superintendent, ex-officio Secretary of the Board, and their designee(s) are hereby authorized to execute and deliver such documents and certificates, including the Official Statement and the Notes, in addition to those expressly authorized by this Resolution, and to take such further actions as they shall deem reasonably necessary or appropriate to effect the issuance of the Notes and the other transactions contemplated by this Resolution.

Those officers are further authorized to make or effect any election, selection, choice, consent, approval, or waiver on behalf of the District with respect to the Notes as the District is permitted or required to make or give under the federal income tax laws, for the purpose of assuring, enhancing or protecting favorable tax treatment or characterization of the Notes or interest thereon or assisting compliance with requirements for that purpose, reducing the burden or expense of such compliance, reducing the rebate amount or payments of penalties thereon, or making payments in lieu thereof, or obviating such amounts or payments, as determined by such officer. Any such action of such officer shall be in writing and signed by the officer.

SECTION 18. NOTE REGISTRAR AND PAYING AGENT AND AGREEMENT THEREFOR. Hancock Bank, Orlando, Florida, is hereby appointed Note Registrar and Paying Agent hereunder. The Note Registrar and Paying Agent shall perform such duties as are more fully described herein and in the Notes.

The Note Registrar and Paying Agent shall fulfill the functions of Note Registrar and Paying Agent with respect to the Notes until a qualified successor shall have been designated by the District and accepted such duties, such designation to be subject to written notice to the Note Registrar and Paying Agent, or until the Notes have been paid in full pursuant to the terms hereof and of the Notes.

SECTION 19. SECONDARY MARKET DISCLOSURE. The District hereby covenants and agrees that, in order to provide for compliance by the District with the secondary market disclosure requirements of Rule 15c2-12 of the Security and Exchange Commission (the "Rule"), it will comply with and carry out all of the provisions of the Continuing Disclosure Certificate to be executed by the District and dated the date of delivery of the Notes, as it may be amended from time to time in accordance with the terms thereof. The Continuing Disclosure Certificate shall be substantially in the form attached hereto as Exhibit D with such changes, amendments, modifications, deletions and additions as shall be approved by the Superintendent who is hereby authorized to execute and deliver such Certificate. Notwithstanding any other provision of this Resolution, failure of the District to comply with such Continuing Disclosure Certificate shall not be considered an event of default under this Resolution; provided, however, to the extent allowable by law, any Noteholder may take such actions as may be necessary and appropriate, including seeking mandate or specific performance by court order, to cause the District to comply with its obligations under this Section 19 and the Continuing Disclosure Certificate.

SECTION 20. REMEDIES. Any Holder may sue to protect and enforce any and all rights, including the right to the appointment of a receiver, existing under the laws of the State or the United States of America or granted and contained in this Resolution, and to enforce and compel the performance of all duties required by this Resolution or by any applicable laws to be performed by the District, the Board or by any officer thereof, and may take all steps to enforce this Resolution to the full extent permitted or authorized by the laws of the State or the United States of America.

SECTION 21. SEVERABILITY. If any one or more of the covenants, agreements or provisions of this Resolution should be held contrary to any express provision of law or contrary to the policy of express law, although not expressly prohibited, or against public policy, or shall for any reason whatsoever be held invalid, then such covenants, agreements or provisions shall be null and void and shall be deemed separate from the remaining covenants, agreements or provisions of this Resolution and shall in no way affect the validity of all other provisions of this Resolution or of the Notes issued hereunder.

SECTION 22. REPEALING CLAUSE. All resolutions or parts thereof in conflict with the provisions herein contained are, to the extent of such conflict, hereby superseded and repealed.

SECTION 23. EFFECTIVE DATE. This Resolution shall be effective immediately upon its adoption.

Passed and Adopted at a regular meeting this 24th day of September, 2013.

SCHOOL DISTRICT OF INDIAN RIVER COUNTY, FLORIDA

(SEAL)

By:_____
Chairman, School Board of Indian River County, Florida

ATTEST:

By:_____
Superintendent, Secretary, School Board of Indian River County, Florida

EXHIBIT A

FORM OF NOTE

EXHIBIT B

FORM OF OFFICIAL NOTICE OF SALE

EXHIBIT C

FORM OF PRELIMINARY OFFICIAL STATEMENT

EXHIBIT D

FORM OF CONTINUING DISCLOSURE CERTIFICATE

EXHIBIT A

NO. R-____ **$10,000,000.00**

UNITED STATES OF AMERICA
STATE OF FLORIDA
SCHOOL DISTRICT OF INDIAN RIVER COUNTY, FLORIDA
TAX ANTICIPATION NOTE, SERIES 2013

INTEREST RATE	MATURITY DATE	DATE OF ISSUE	CUSIP
____%	_____, 2014	_____, 2013	

REGISTERED OWNER: CEDE & CO.

PRINCIPAL AMOUNT: TEN MILLION AND 00/100 DOLLARS

KNOW ALL MEN BY THESE PRESENTS, that the School District of Indian River County, Florida (the "District"), for value received, hereby promises to pay to the Registered Owner on the Maturity Date set forth above the Principal Amount set forth above, upon presentation and surrender hereof at the office of Hancock Bank, Orlando, Florida, as Note Registrar and Paying Agent, plus interest from the Date of Issue at the Interest Rate set forth above on the Principal Amount set forth above until payment of said Principal Amount, such interest to be calculated on a 360-day year basis (consisting of twelve 30-day months), but solely from (a) ad valorem tax payments collected for the benefit of the District during the fiscal year of the District which commenced July 1, 2013 and ends June 30, 2014, for operating purposes (excluding certain special millage levies described in the Resolution, as defined below) and (b) amounts on deposit in the Note Payment Fund established pursuant to the Resolution (collectively the "Pledged Revenues"). This Note is additionally payable from, but is not secured by a lien upon or pledge of, the Non-Ad Valorem Funds of the District, as defined and as provided in the Resolution described below. This Note is not subject to redemption prior to maturity.

This Note is one of an authorized issue of Notes in the aggregate principal amount of $10,000,000 designated "School District of Indian River County, Florida Tax Anticipation Notes, Series 2013," of like date, tenor and effect, issued under the authority of Chapter 1011, Florida Statutes and other applicable provisions of law, and pursuant and subject to the terms and conditions of Resolution #2014-05 duly adopted by The School Board of Indian River County, Florida, the governing body of the District, on

September 24, 2013 (the "Resolution"), to which reference should be made to ascertain all of the terms and conditions applicable to the Notes and which by reference thereto are fully incorporated herein.

This Note and the interest hereon is a special obligation of the District payable from and secured solely by the Pledged Revenues. This Note and the interest hereon do not constitute a general obligation or indebtedness of, or a pledge of the faith and credit of, the Board, the District, Indian River County, Florida, the State of Florida, or any political subdivision or agency thereof, within the meaning of any constitutional or statutory provision or limitation but shall be payable solely from the Pledged Revenues in the manner and to the extent provided herein and in the Resolution. It is expressly agreed by the Registered Owner of this Note that such Registered Owner shall have no right to compel the exercise of the ad valorem taxing power of the Board, the District, Indian River County, Florida, the State of Florida, or any political subdivision or agency thereof, except from the Pledged Revenues, to provide for payment of principal of or interest on this Note.

It is further agreed between the District and the Holder of this Note that this Note and the obligation evidenced hereby shall not constitute a lien upon any property of or in the District, other than the Pledged Revenues, in the manner provided in the Resolution.

This Note is and has all the qualities and incidents of a negotiable instrument under the Uniform Commercial Code - Investment Securities law of the State of Florida. The District and the Paying Agent may treat the registered owner of this Note as the absolute owner hereof for all purposes, whether or not this Note be overdue, and the District and the Paying Agent shall not be affected by notice to the contrary.

The District has reserved the right in the Resolution to issue additional obligations having an equal lien on the Pledged Revenues with the lien of the Notes provided certain conditions stated in the Resolution are met and to defease the lien of the Notes upon the Pledged Revenues upon making provision for payment thereof as provided in the Resolution. The District has further covenanted in the Resolution not to issue any obligations (other than additional installments of the Notes) payable from or having a lien on the moneys on deposit in the Note Payment Fund.

The Issuer has established a book-entry system of registration for the Notes. Except as specifically provided otherwise in the Resolution, an agent will hold this Note on behalf of the beneficial owner hereof. By acceptance of a confirmation of purchase, delivery or transfer, the beneficial owner of this Note shall be deemed to have agreed to such arrangement.

This Note may be transferred or exchanged upon the terms and conditions specified in the Resolution.

It is hereby certified and recited that all acts, conditions and things required by the Constitution and laws of the State of Florida to happen, exist and be performed precedent to and in the issuance of this Note, have happened, exist and have been performed in regular and due form and time as so required.

This Note shall not be valid or become obligatory for any purpose or be entitled to any security or benefit under the Resolution until the Certificate of Authentication hereon shall have been duly executed by the Note Registrar.

IN WITNESS WHEREOF, the School District of Indian River County, Florida, acting by and through The School Board of Indian River County, Florida, has caused this Note to be manually signed by the Chairman of the School Board and attested by the Superintendent, Secretary of the School Board, and its seal to be impressed hereon, all as of the Date of Issue.

SCHOOL DISTRICT OF INDIAN RIVER COUNTY, FLORIDA

(SEAL)

By: _____
Chairman, School Board of Indian River County, Florida

ATTEST:

_____
Superintendent, Secretary, School Board of Indian River County, Florida

CERTIFICATE OF AUTHENTICATION

This Note is one of the Notes of the issue described in the within-mentioned Resolution.

HANCOCK BANK, as Registrar

By: _____
Authorized Signatory

Date of Authentication: _____, 2013.

Unless this certificate is presented by an authorized representative of The Depository Trust Company to the issuer or its agent for registration of transfer, exchange or payment, and any certificate issued is registered in the name of Cede & Co. or such other name as requested by the authorized representative of The Depository Trust Company and any payment is made to Cede & Co., ANY TRANSFER, PLEDGE OR OTHER USE HEREOF FOR VALUE OR OTHERWISE BY OR TO ANY PERSON IS WRONGFUL since the registered owner hereof, Cede & Co., has an interest herein.

ASSIGNMENT

FOR VALUE RECEIVED, the undersigned sells, assigns and transfers to

_____

Please insert Social Security or other Identifying Number of Assignee

_____

(Name and Address of Assignee)

_____

the within note and does hereby irrevocably constitute and appoint _____ as his agent to transfer the note on the books kept for registration thereof, with full power of substitution in the premises.

Date: _____

Signature guaranteed:

_____

NOTICE: Signature must be guaranteed by an institution which is a participant in the Securities Transfer Agent Medallion Program (STAMP) or similar program.

_____

(Authorized Officer)

_____

NOTICE: The signature to this assignment must correspond with the name of the Registered Owner as it appears upon the face of the within Note in every particular, without alteration or enlargement or change whatever and the Social Security or other identifying number of such assignee must be supplied.

The following abbreviations, when used in the inscription on the face of the within note, shall be construed as though they were written out in full according to applicable laws or regulations:

TEN COM - as tenants in common
TEN ENT - as tenants by the entireties

JT TEN - as joint tenants with right of survivorship and not as tenants in common

UNIF TRANS MIN ACT - _____
(Cust.)
Custodian for _____
(Minor)

under Uniform Transfers to Minors Act of ____
(State)

Additional abbreviations may also be used though not in list above.

OFFICIAL NOTICE OF SALE
$10,000,000*
SCHOOL DISTRICT OF INDIAN RIVER COUNTY, FLORIDA
TAX ANTICIPATION NOTES
SERIES 2013

ELECTRONIC BIDS via the Bidcomp Parity Competitive Bidding System (the "Parity System") in the manner described herein will be received by The School Board of Indian River County, Florida (the "Governing Body"), at the office of the School District of Indian River County, Florida (the "Issuer") in care of Mr. Carter Morrison, Assistant Superintendent for Finance/Operations, 1990 25th Street, Vero Beach, Florida 32960, telephone - (772) 564-3180; fax - (772) 564-4139 until 11:00 a.m. local time on October 8, 2013, or at such later time or date as may be determined by the Superintendent of the Issuer (the "Superintendent") and communicated through TM3 News Wire (the "Bid Date"), for the purchase of all, but not less than all, of $10,000,000* Tax Anticipation Notes, Series 2013, of the Issuer (the "Notes") to be dated the date of delivery, in the denominations of $5,000 or integral multiples thereof, bearing interest payable at maturity and maturing on January 31, 2014. Immediately thereafter bids will be examined by representatives of the Issuer.

The Notes shall be issued in fully registered, book-entry-only form through a program qualified with The Depository Trust Company, New York, New York ("DTC"), as depository. The Notes shall be registered in the name of Cede & Co., as nominee for DTC, and shall be payable with respect to both principal and interest by Hancock Bank, Orlando, Florida, as Registrar and Paying Agent, directly to such registered owner.

The Notes will not be redeemable prior to their stated date of maturity.

PURPOSE

The Notes will be issued for the purpose of temporarily financing part of the operating costs of the Issuer for its current fiscal year.

AUTHORITY

The Notes will be issued under the authority of Chapter 1011, Florida Statutes and pursuant to and subject to the terms and conditions of Resolution No. 2014-07 adopted by the Governing Body of the Issuer on September 24, 2013.

*Preliminary, subject to change.

SECURITY FOR NOTES

The Notes will be special obligations of the Issuer, payable from and secured by the ad valorem tax payments collected for operating purposes of the Issuer during its fiscal year ending June 30, 2014 (excluding ad valorem taxes collected to pay the principal of and interest on any bonds of the Issuer authorized and issued pursuant to Sections 1010.40-1010.55, Florida Statutes, or to pay the principal of and interest on any obligations issued by the Issuer pursuant to Section 1011.14, Florida Statutes or otherwise levied pursuant to Section 1011.71(2), Florida Statutes) (collectively, the "Pledged Revenues"); and, if necessary, will be additionally payable from, but will not be secured by, all legally available funds of the Issuer derived from sources other than ad valorem taxation (the "Non-Ad Valorem Funds"), the enforceability of all of which will be subject to bankruptcy laws and other laws affecting creditors' rights, and the exercise of judicial discretion.

INTEREST RATE AND BIDDING DETAILS

Bidders shall specify a rate of interest (computed on a 360-day year basis consisting of twelve 30-day months) in a multiple of 1/20 of 1% per annum.

No bid for less than all of the Notes offered, or for less than 100% of the par value thereof will be considered. Award of the Notes will be made to the bidder whose bid offers the lowest net interest cost to the Issuer, such lowest net interest cost to be determined by the Financial Advisor to the Issuer by taking the aggregate amount of interest at the fixed rate specified in the bid, computed from October 18, 2013 (the assumed closing date) to the stated maturity date of the Notes, and subtracting therefrom the amount of any premium bid. Award of the Notes will be made on the same day bids are received. If two or more bids offer the same net interest cost, the Notes will be awarded to the bidder who submitted the earliest bid among those bids bearing the same net interest cost.

The Issuer reserves the right to reject any and all bids, to waive any informality in any bid, to take any action adjourning or postponing the sale of the Notes or to take any other action the Governing Body may deem to be in the best interest of the Issuer.

PROCEDURES FOR BIDDING

Electronic Bidding Procedure

Bidders must submit bids by the Parity System. Subscription to the Parity System is required in order to submit an electronic bid. The Issuer will neither confirm any subscriptions nor be responsible for any failure of a prospective bidder to subscribe.

Additional information concerning bidding through the Parity System may be directed to Parity Customer Service at (212) 849-5021.

If the Issuer selects a winning bid, then the successful bidder must submit a "Good Faith Deposit" (the "Deposit") to the Issuer in the form of a wire transfer in the amount of **[**$100,0000**]** not later than 2:00 p.m., Eastern Time on the business day following the award. See " - *Submission of Deposit*" below.

Disclaimer

Each prospective electronic bidder shall be solely responsible for submitting its bid in a timely manner and in compliance with the requirements of this Official Notice of Sale. Neither the Issuer nor the Parity System shall have any duty or obligation to bid for any prospective bidder or to provide or assure such access to any qualified prospective bidder, and neither the Issuer nor the Parity System shall be responsible for a bidder's failure to bid or for proper operation of, or have any liability for any delays or interruptions of, or any damages caused by, the Parity System. The Issuer is using the Parity System as a communication mechanism, and not as the Issuer's agent, to conduct the electronic bidding for the Notes. The Issuer is not bound by any advice and determination of the Parity System to the effect that any particular bid complies with the terms of this Official Notice of Sale. All costs and expenses incurred by prospective bidders in connection with their registration and submission of bids via the Parity System are the sole responsibility of the bidders; and the Issuer is not responsible, directly or indirectly, for any of such costs or expenses. If a prospective bidder encounters any difficulty in registering to bid or submitting, modifying or withdrawing a bid for the Notes, he should immediately telephone Parity Customer Service at (212) 849-5021 and notify the Issuer's Financial Advisor, Jerry W. Ford at Ford & Associates at (813) 874-6621.

Submission of Electronic Bids

The Issuer will accept electronic bids only. Electronic bids must be submitted for the purchase of all or none of the Notes via the Parity System to the Parity System terminal in the office of the Assistant Superintendent of Finance/Operations, at 11:00 a.m., local time, on October 8, 2013, unless postponed as described herein. Prior to that time, an eligible prospective bidder may (1) input the proposed terms of its bid, (2) modify the proposed terms of its bid, in which event the proposed terms as last modified will (unless the bid is withdrawn as described herein) constitute its bid for the Notes or (3) withdraw its proposed bid. Once the bids are communicated electronically via Parity System to the Issuer care of the Assistant Superintendent of Finance/Operations, each bid will constitute an irrevocable offer to purchase the Notes on the terms therein provided. For purposes of the electronic bidding process, the time as maintained on Parity System shall constitute the official time. For information purposes

only, bidders are requested to state in their bids the true interest cost to the Issuer, represented by the rate or rates of interest and the bid price specified in their respective bids.

Submission of Non-Electronic Bids Prohibited

The Issuer will not accept non-electronic bids.

Submission of Deposit

If the Issuer selects a winning bid, then such successful bidder is required to submit its Deposit to the Issuer in the form of a wire transfer not later than 2:00 p.m., local time on the business day following the award. The Deposit of the successful bidder will be collected and the proceeds thereof retained by the Issuer to be applied as partial payment for the Notes and no interest will be allowed or paid upon the amount thereof, but in the event the successful bidder shall fail to comply with the terms of the bid, the proceeds thereof will be retained as and for full liquidated damages.

Notwithstanding anything herein to the contrary, the Issuer will not accept any bids and will not issue the Notes unless the Notes satisfy the preconditions for issuance of the Notes established by the Resolution.

Amendment of Notice

The Issuer reserves the right to modify or amend this Official Notice of Sale. Any bid submitted shall be in accordance with, and incorporate by reference, this Official Notice of Sale, including any revisions made pursuant to this paragraph. Such modifications or amendments shall be communicated through TM3 News Wire as soon as practicable.

CUSIP NUMBERS

CUSIP identification numbers and CUSIP Service Bureau charges for assignment of the numbers will be the responsibility of the successful bidder, but any delay, error or omission with respect thereto shall not constitute cause for a failure or refusal by the successful bidder to accept delivery of and pay for the Notes in accordance with the terms of this Official Notice of Sale. It is also anticipated that the Notes will be in book-entry form with The Depository Trust Company to act as the Noteholders' nominee pursuant to the terms of the Resolution. It shall be the responsibility of the successful bidder to obtain eligibility for the Notes with The Depository Trust Company.

DELIVERY OF NOTES

Delivery of and payment for the Notes is expected to be made within 10 calendar days from the sale date in New York, New York, or such other place and time mutually acceptable to the purchaser and the Issuer. Payment of the balance of the purchase price, plus accrued interest, if any, shall be made to the Issuer at the closing in Federal Reserve Funds of the United States of America.

The legal opinion of Nabors, Giblin & Nickerson, P.A., Tampa, Florida ("Note Counsel") will be furnished without charge to the purchaser at the time of delivery. For a further discussion of the content of that opinion, see the Preliminary Official Statement for the Notes.

There will also be furnished at the time of delivery of the Notes, a closing transcript, including a certificate of the Issuer (which may be included in a consolidated closing certificate) relating to the accuracy and completeness of the Official Statement and that the Preliminary Official Statement is deemed final for purposes of SEC Rule 15c2-12 (the "SEC Rule"). There will also be delivered at closing a legal opinion of general counsel to the Issuer stating, among other things, that there is no known litigation or administrative action or proceeding pending or, to the best knowledge of such counsel, threatened at the time of delivery of the Notes, to restrain or enjoin or seeking to restrain or enjoin the issuance and delivery of the Notes or affecting the validity of the Notes.

DISCLOSURE AND OTHER OBLIGATIONS OF PURCHASER

The purchaser, by submitting its bid, agrees to furnish to the District and Note Counsel, a certificate containing information as to the *bona fide* initial offering price of the Notes to the public and sales of the Notes appropriate for determination of the issue price of, and the yield on the Notes under the Internal Revenue Code of 1986, as amended, as and at the time requested by Note Counsel.

Additionally, the winning bidder must complete the Truth-In-Bonding and Disclosure Statement provided by Note Counsel (the form of which is attached hereto as Exhibit A).

Furthermore, the purchaser shall advise the underwriting department of DTC, not less than seven (7) business days prior to the Note closing, of the closing date, CUSIP identification number and interest rate borne by the Notes.

CONTINUING DISCLOSURE

The Issuer has covenanted and agreed in the Resolution for the benefit of the holders of the Notes to provide certain continuing disclosure information pursuant to the SEC Rule. See the Preliminary Official Statement for the Notes for further discussion of such covenant.

OFFICIAL STATEMENT

The Issuer shall furnish at its expense within seven (7) business days after the Notes have been awarded to the purchaser, and in sufficient time to accompany any confirmation of the purchaser that requests payment from any customer, a sufficient number of copies of the final Official Statement, which, in the judgment of the Financial Advisor to the Issuer, will permit the purchaser to comply with applicable SEC and MSRB rules.

ADDITIONAL INFORMATION

Copies of the Preliminary Official Statement to be "deemed final" (except for permitted omissions) by the Issuer in accordance with the SEC Rule and other information may be obtained from Mr. Jerry W. Ford, Ford & Associates, Inc., 109 MacDill Avenue, Tampa, Florida 33609, telephone - (813) 874-6621; telecopy - (813) 874-6624; Financial Advisor to the Issuer.

SCHOOL DISTRICT OF INDIAN RIVER COUNTY, FLORIDA

By: */s/ Frances J. Adams, Ed.D.*
Superintendent of Schools

APPENDIX A

FORM OF TRUTH-IN-BONDING AND DISCLOSURE STATEMENT

_____, 2013

The School Board of Indian River County, Florida
Vero Beach, Florida

Re: $10,000,000 School District of Indian River County, Florida Tax Anticipation Notes, Series 2013

Dear Board Members:

The purpose of the following two paragraphs is to furnish, pursuant to the provisions of Sections 218.385(2) and (3), Florida Statutes, the truth-in-bonding statement required thereby, as follows:

(a) The School District is proposing to issue $10,000,000 principal amount of the above-referenced Notes for the purpose of temporarily financing part of its current operation costs, as more fully described in the Official Notice of Sale relating to the Notes. This obligation is expected to be repaid over a period of approximately 3.5 months. At a true interest cost of approximately _____%, total interest paid over the life of the obligation will be approximately $_____.

(b) The Notes are special obligations of the District, payable from and secured by certain ad valorem tax payments collected for operating purposes of the Issuer during the fiscal year ending June 30, 2014 and, if necessary, will be additionally payable from but will not be secured by a lien upon or pledge of, all legally available funds of the Issuer derived from sources other than ad valorem taxation. Authorizing this debt or obligation will result in approximately $_____ (representing the total principal and interest paid with respect to the Notes) of such revenues not being available for other services or purposes of the District for approximately 3.5 months.

(c) Furthermore, pursuant to Section 218.386, Florida Statutes, the names, addresses and estimated amounts of compensation of any person who has entered into an understanding with the managing underwriter or, to the managing underwriter's knowledge, the District, or both, for any paid or promised compensation or valuable consideration, directly or indirectly, expressly or implied, to act solely as an intermediary

between the Issuer and managing underwriter or who exercises or attempts to exercise any influence to effect any transaction in the purchase of the Notes are set forth below in the space provided. **If no information is provided below, the District shall presume no compensation was paid.**

_____

_____

The foregoing is provided for information purposes only and shall not affect or control the actual terms and conditions of the Bonds.

Very truly yours,

_____

By:_____
Authorized Signatory

PRELIMINARY OFFICIAL STATEMENT DATED _____, 2013

NEW ISSUE: FULL BOOK-ENTRY **Rating: Moody's "_____"**

(See "NOTE RATING" herein)

In the opinion of Nabors, Giblin & Nickerson, P.A., Tampa, Florida, Note Counsel, the interest on the Notes is, under existing statutes, regulations, rulings and court decisions, (i) excludable from gross income of the holders of such Notes for federal income tax purposes except as described under the caption "TAX EXEMPTION" herein and (ii) not an item of tax preference for purposes of the federal alternative minimum tax imposed on individuals and corporations. Such interest, however, will be includable in the calculation of a corporation's alternative minimum taxable income and may be subject to other federal income tax consequences. See "TAX EXEMPTION" herein for a discussion of Note Counsel's opinion.

$10,000,000*
SCHOOL DISTRICT OF INDIAN RIVER COUNTY, FLORIDA
TAX ANTICIPATION NOTES, SERIES 2013

Dated: Date of Delivery **Due: January 31, 2014**

The Tax Anticipation Notes, Series 2013 (the "Notes"), of the School District of Indian River County, Florida (the "District") will be issued under the authority of Section 1011.13, Florida Statutes, and pursuant to and subject to the terms and conditions of Resolution No. 2014-07, adopted by The School Board of Indian River County, Florida on September 24, 2013 (the "Resolution"), authorizing the issuance of the Notes. The Notes will be issued in fully registered form in denominations of $5,000 or any integral multiple thereof and, when issued, will be initially registered in the name of Cede & Co., as registered owner and nominee for The Depository Trust Company, New York, New York ("DTC"). The Notes will be deposited with DTC, which will be responsible for maintaining a book-entry-only system for recording the interests of its participants, which, in turn, will be responsible for maintaining records with respect to beneficial ownership interests of individual purchasers of the Notes. Purchasers of the Notes (the "Beneficial Owners") will not receive physical delivery of note certificates. As long as Cede & Co. is the registered owner of the Notes, principal and interest payments will be made by Hancock Bank, Orlando, Florida, as Registrar and Paying Agent, directly to Cede & Co., as the registered owner. DTC will, in turn, remit such payments to its participants for subsequent disbursement to the Beneficial Owners. Interest on the Notes will be paid on maturity.

The Notes are not subject to redemption prior to maturity.

PAYMENT FOR THE PRINCIPAL AND INTEREST ON THE NOTES WILL BE MADE IN IMMEDIATELY AVAILABLE FUNDS (FEDERAL FUNDS).

Interest Rate: ____% Yield: ____% Initial CUSIP No.: _____

The principal of and interest on the Notes shall be payable from and secured by a lien upon (a) receipts of ad valorem taxes collected for operating purposes (excluding ad valorem taxes collected to pay the principal of and interest on bonds of the District issued pursuant to Sections 1010.40-1010.55, Florida Statutes; or to pay the principal of and interest on any obligations issued by the District pursuant to Section 1011.14, Florida Statutes; or otherwise levied pursuant to Section 1011.71(2), Florida Statutes) and (b) amounts on deposit in the Note Payment Fund for the Notes; and, if necessary, shall be additionally payable from, but not secured by, legally available funds of the District derived from sources other than ad valorem taxation.

ELECTRONIC BIDS ONLY FOR THE NOTES PURSUANT TO THE PROVISIONS OF THE OFFICIAL NOTICE OF SALE WILL BE RECEIVED BY THE SCHOOL BOARD OF INDIAN RIVER COUNTY, FLORIDA, AT 11:00 A.M., LOCAL TIME ON OCTOBER 8, 2013 PURSUANT TO THE BIDCOMP PARITY® COMPETITIVE BIDDING SYSTEM. THIS PRELIMINARY OFFICIAL STATEMENT SHALL BE "DEEMED FINAL" BY THE DISTRICT AS OF ITS DATE FOR PURPOSES OF AND EXCEPT FOR CERTAIN OMISSIONS PERMITTED BY SEC RULE 15c2-12(b)(1).

This cover page contains certain information for quick reference only. It is not a summary of this issue. Potential investors must read the entire Official Statement, including the appendices, to obtain information essential to the making of an informed investment decision.

The Notes are offered in full book-entry form, when, as, and if issued and received by the purchaser of the Notes and subject to the approving legal opinion of Nabors, Giblin & Nickerson, P.A., Tampa, Florida, Note Counsel. Certain legal matters will be passed upon for the District by Brown, Garganese, Weiss & D'Agresta, P.A., Orlando, Florida, Counsel to the School Board. Nabors, Giblin & Nickerson, P.A., Tampa. Florida is acting as Disclosure Counsel to the School Board. Ford & Associates, Inc., Tampa, Florida is serving as Financial Advisor to the District. It is expected that settlement for the Notes will occur through the facilities of DTC in New York, New York on or about October 18, 2013.

Dated: October __, 2013.

_____

*Preliminary, subject to change

THE SCHOOL BOARD OF INDIAN RIVER COUNTY, FLORIDA
1990 25th Street
Vero Beach, Florida 32960

BOARD MEMBERS*

Carol Johnson, Chairman
Claudia Jiménez, Vice Chairman
Karen Disney-Brombach
Matthew McCain

SCHOOL OFFICIALS

Superintendent of Schools
Dr. Frances J. Adams

Assistant Superintendent for Finance/Operations
Carter Morrison

Accounting Manager
Charlene Atkins

COUNSEL TO THE SCHOOL BOARD
Brown Garganese Weiss & D'Agresta, P.A.
Orlando, Florida

NOTE COUNSEL/DISCLOSURE COUNSEL
Nabors, Giblin & Nickerson, P.A.
Tampa, Florida

FINANCIAL ADVISOR
Ford & Associates, Inc.
Tampa, Florida

PAYING AGENT
Hancock Bank
Orlando, Florida

*The School Board member representing District 2 has relocated to another part of the State leaving a vacancy on the School Board. Florida Governor Rick Scott will appoint a replacement School Board member to fill the vacated seat.

This Official Statement does not constitute an offer to sell the Notes in any state or other jurisdiction to any person to whom it is unlawful to make such offer in such state or jurisdiction. No dealer, salesman or any other person has been authorized to give any information or to make any representation other than those contained herein in connection with the offering of the Notes, and if given or made, such information or representation must not be relied upon.

The information set forth herein has been furnished by the District, and other sources which are believed to be reliable, but it is not guaranteed as to accuracy or completeness by, and is not to be construed as a representation by the District or anyone acting on its behalf with respect to the information provided by other sources. The information and expressions of opinion herein are subject to change without notice, and neither the delivery of this Official Statement nor any sale of the Notes made hereunder shall, under any circumstances, except as stated herein, create any implication that there has been no change in the affairs of the District since the date hereof.

The Notes have not been registered under the Securities Act of 1933, as amended (the "Securities Act") in reliance upon exemptions contained in the Securities Act, will not be listed on any stock or securities exchange and neither the Securities and Exchange Commission nor any other Federal, state, municipal or other governmental entity, other than the School Board, has passed upon the accuracy or adequacy of this Official Statement.

TABLE OF CONTENTS

INTRODUCTION 1
DESCRIPTION OF THE NOTES 2
Purpose of Issue 2
BOOK-ENTRY-ONLY SYSTEM 2
SECURITY FOR THE NOTES 5
Nature of Obligation 5
Note Payment Fund 5
THE SCHOOL DISTRICT OF INDIAN RIVER COUNTY, FLORIDA 6
The District 6
The School Board 7
Superintendent of Schools 7
Administration 8
Statistical Data 10
Employee Relations 10
Retirement and Other Postemployment Benefit Programs 11
Indebtedness 13
Direct and Overlapping Debt and Debt Ratios 15
Accounting Matters 16
Budget Process 19
Auditing System 19
Reporting Achievements 19
General Fund Revenue Sources 20
Cash and Investments 22
Cash Management 22
REVENUES OF THE DISTRICT 25
Local Revenue Sources 25
State Revenue Sources 28
Special Revenue Sources 31
Constitutional Amendments Related to Class Size Reduction 31
AD VALOREM TAX PROCEDURES 32
Property Assessment 32
Disposition of Tax Collections 35
Assessed Valuation 36
Recent Legislative Initiatives and Constitutional Amendments Concerning Ad Valorem Taxes 37
LITIGATION 40
NOTEHOLDER'S RISK 40
FINANCIAL STATEMENTS 40
UNDERWRITING 41
FINANCIAL ADVISOR 41
NOTE RATING 41

TAX EXEMPTION 42
Opinion of Note Counsel 42
Internal Revenue Code of 1986 42
Financial Institutions 42
Collateral Tax Consequences 43
Other Tax Matters 43
Tax Treatment of Note Premium 43
LEGAL MATTERS 44
DISCLOSURE REQUIRED BY FLORIDA BLUE SKY REGULATIONS 44
CONTINGENT FEES 45
FORWARD LOOKING STATEMENTS 45
CONTINUING DISCLOSURE 45
MISCELLANEOUS 45
CERTIFICATE CONCERNING THIS OFFICIAL STATEMENT 46

APPENDICES

APPENDIX A — General Information Regarding Indian River County, Florida

APPENDIX B — Excerpted Pages from the Comprehensive Annual Financial Report of the School District of Indian River County, Florida for Fiscal Year Ended June 30, 2012

APPENDIX C — Excerpted Pages from the Annual Financial Report (Unaudited) of the School District of Indian River County, Florida for Fiscal Year Ended June 30, 2013

APPENDIX D — Form of Resolution

APPENDIX E — Form of Legal Opinion

APPENDIX F — Form of Continuing Disclosure Certificate

OFFICIAL STATEMENT
Relating to

$10,000,000*
SCHOOL DISTRICT OF INDIAN RIVER COUNTY, FLORIDA
Tax Anticipation Notes, Series 2013

INTRODUCTION

This Official Statement, including the cover page and the appendices, is provided by The School Board of Indian River County, Florida (the "School Board" or "Board"), the governing body of the School District of Indian River County, Florida (the "District"), a public body corporate and politic established and existing pursuant to Section 4, Article IX of the Florida Constitution and the laws of the State of Florida (the "State"), including, particularly, Chapter 1001, Florida Statutes in connection with the issuance and sale of the District's $10,000,000* Tax Anticipation Notes, Series 2013 (the "Notes"). The Notes are being issued pursuant to Section 1011.13, Florida Statutes and Resolution No. 2014-07, adopted by the School Board on September 24, 2013 (the "Resolution"), in anticipation of the receipt by the District of certain revenues during the fiscal year which commenced July 1, 2013, and ends June 30, 2014 (the "2013/2014 Fiscal Year"). See "SECURITY FOR THE NOTES" herein. The issuance of the Notes is consistent and in accordance with the District's annual financial planning procedures. The proceeds of the Notes may only be used to pay operating expenditures incurred or accrued during the 2013/2014 Fiscal Year.

The District derives its revenues primarily from State educational funds and from ad valorem taxes levied by the District on taxable property located in Indian River County, Florida (the "County") for the support of public schools. The Notes are special obligations of the District and are secured as to principal and interest by a pledge of the receipts from the ad valorem property taxes levied for the purpose of operations during the 2013/2014 Fiscal Year. If necessary, the Notes are additionally payable from, but are not secured by, legally available funds of the District derived from sources other than ad valorem taxation. See "SECURITY FOR THE NOTES" herein.

Pursuant to the Resolution, the District covenants to deposit said ad valorem tax receipts in a note payment fund (the "Note Payment Fund") to be maintained and monitored by the District, on particular dates and in specified amounts until the amount so deposited equals the principal of and interest on the Notes due at maturity. See "SECURITY FOR THE NOTES" herein.

The District has covenanted and agreed for the benefit of the holders of the Notes to provide notices of certain material events pursuant to Rule 15c2-12 of the Securities and Exchange Commission. See "CONTINUING DISCLOSURE" herein.

---

*Preliminary, subject to change

This Official Statement contains information concerning the District, the School Board, their finances, the sources of payment of the Notes and certain provisions contained in the Notes and the Resolution. All references herein to the Resolution, other agreements, documents and laws are qualified in their entirety by reference to the Resolution and each such agreement, document or law, and all references to the Notes are further qualified by reference to the definitive form thereof and information with respect thereto contained in the Resolution. The form of the Resolution is attached hereto as APPENDIX D. All capitalized terms not otherwise defined herein shall have the meanings ascribed thereto in the Resolution, unless the context clearly indicates a different meaning is intended.

DESCRIPTION OF THE NOTES

The Notes are authorized to be issued pursuant to the provisions of Chapter 1011.13, Florida Statutes and the Resolution. The Notes will be dated the date of issuance of the Notes (currently expected to be **[**October 18, 2013**]**) and will mature January 31, 2014. Interest on the Notes (calculated on a 360-day year basis comprised of twelve 30-day months) will be payable at maturity; provided that if the maturity date is not a business day, interest (and principal) will be paid on the next succeeding business day and payment on such day will have the same force and effect as if made on the maturity date and no interest will accrue for the period after the maturity date. Both the principal of and interest on the Notes shall be payable upon presentation and surrender at the principal office of Hancock Bank, Orlando, Florida, as Registrar and Paying Agent. The Notes are <u>not</u> subject to redemption prior to maturity.

Purpose of Issue

The Note proceeds will be used to pay operating expenses of the District prior to the receipt of budgeted revenues. Imbalances in the District's cash flow result from the timing of the receipt of ad valorem property taxes.

BOOK-ENTRY-ONLY SYSTEM

THE INFORMATION IN THIS SECTION CONCERNING DTC AND DTC'S BOOK-ENTRY SYSTEM HAS BEEN OBTAINED FROM SOURCES THAT THE DISTRICT BELIEVES TO BE RELIABLE, BUT THE DISTRICT DOES NOT TAKE ANY RESPONSIBILITY FOR THE ACCURACY THEREOF.

DTC will act as securities depository for the Notes. The Notes will be issued as fully-registered notes registered in the name of Cede & Co. (DTC's partnership nominee) or such other name as may be requested by an authorized representative of DTC. One fully-registered note certificate will be issued for the Notes and will be deposited with DTC.

DTC, the world's largest securities depository, is a limited-purpose trust company organized under the New York Banking Law, a "banking organization" within the meaning of the New York Banking Law, a member of the Federal Reserve System, a "clearing corporation" within the meaning of the New York Uniform Commercial Code, and a "clearing agency" registered pursuant to the provisions of Section 17A of the Securities Exchange Act of 1934. DTC holds and provides asset servicing for over 3.5 million issues of U.S. and non-U.S. equity issues, corporate and municipal debt issues, and money market instruments (from over 100 countries) that DTC's participants (the "Direct Participants") deposit with DTC. DTC also facilitates the post-trade settlement among Direct Participants of sales and other securities transactions in deposited securities, through electronic computerized book-entry transfers and pledges between Direct Participants' accounts. This eliminates the need for physical movement of securities certificates. Direct Participants include both U.S. and non-U.S. securities brokers and dealers, banks, trust companies, clearing corporations, and certain other organizations. DTC is a wholly-owned subsidiary of The Depository Trust & Clearing Corporation ("DTCC"). DTCC is the holding company for DTC, National Securities Clearing Corporation and Fixed Income Clearing Corporation, all of which are registered clearing agencies. DTCC is owned by the users of its regulated subsidiaries. Access to the DTC system is also available to others such as both U.S. and non-U.S. securities brokers and dealers, banks, trust companies, and clearing corporations that clear through or maintain a custodial relationship with a Direct Participant, either directly or indirectly (the "Indirect Participants"). DTC has a Standard and Poor's rating of AA+. The DTC rules applicable to its Participants are on file with the Securities and Exchange Commission. More information about DTC can be found at www.dtcc.com.

Purchases of the Notes under the DTC system must be made by or through Direct Participants, which will receive a credit for such Notes on DTC's records. The ownership interest of each actual purchaser of each Note ("Beneficial Owner") is in turn to be recorded on the Direct and Indirect Participants' records. Beneficial Owners will not receive written confirmation from DTC of their purchase. Beneficial Owners are, however, expected to receive written confirmations providing details of the transaction, as well as periodic statements of their holdings, from the Direct or Indirect Participant through which the Beneficial Owner entered into the transaction. Transfers of ownership interests in the Notes are to be accomplished by entries made on the books of Direct and Indirect Participants acting on behalf of the Beneficial Owners. Beneficial Owners will not receive certificates representing their ownership interests in the Notes, except in the event that use of the book-entry system for the Notes is discontinued.

To facilitate subsequent transfers, all Notes deposited by Direct Participants with DTC are registered in the name of DTC's partnership nominee, Cede & Co., or such other name as may be requested by an authorized representative of DTC. The deposit of Notes with DTC and their registration in the name of Cede & Co. or such other DTC nominee do not effect any change in beneficial ownership. DTC has no knowledge of the actual Beneficial Owners of the Notes; DTC's records reflect only the identity of the Direct

Participants to whose accounts such Notes are credited, which may or may not be the Beneficial Owners. The Direct and Indirect Participants will remain responsible for keeping an account of their holdings on behalf of their customers.

Conveyance of notices and other communications by DTC to Direct Participants, by Direct Participants to Indirect Participants, and by Direct Participants and Indirect Participants to Beneficial Owners will be governed by arrangements made among them, subject to any statutory or regulatory requirements as may be in effect from time to time.

Neither DTC nor Cede & Co. (nor any other DTC nominee) will consent or vote with respect to the Notes unless authorized by a Direct Participant in accordance with DTC's MMI Procedures. Under its usual procedures, DTC mails an Omnibus Proxy to the District as soon as possible after the record date. The Omnibus Proxy assigns Cede & Co.'s consenting or voting rights to those Direct Participants to whose accounts the Notes are credited on the record date (identified in a listing attached to the Omnibus Proxy).

Distributions and dividend payments on the Notes will be made to Cede & Co., or such other nominee as may be requested by an authorized representative of DTC. DTC's practice is to credit Direct Participants' accounts, upon DTC's receipt of funds and corresponding detail information from the District or the Registrar on the payable date in accordance with their respective holdings shown on DTC's records. Payments by Participants to Beneficial Owners will be governed by standing instructions and customary practices, as is the case with securities held for the accounts of customers in bearer form or registered in "street name," and will be the responsibility of such Participant and not of DTC, the Registrar or the District, subject to any statutory or regulatory requirements as may be in effect from time to time. Payment of distributions to Cede & Co. (or such other nominee as may be requested by an authorized representative of DTC) is the responsibility of the District and/or the Paying Agent for the Notes. Disbursement of such payments to Direct Participants will be the responsibility of DTC, and disbursement of such payments to the Beneficial Owners will be the responsibility of the Direct and Indirect Participants.

DTC may discontinue providing its services as securities depository with respect to the Notes at any time by giving reasonable notice to the District. Under such circumstances, in the event that a successor securities depository is not obtained, note certificates are required to be printed and delivered.

The District may decide to discontinue use of the system of book-entry-only transfers through DTC (or a successor securities depository). In that event, note certificates will be printed and delivered to DTC.

The information in this section concerning DTC and DTC's book-entry system has been obtained from sources that the District believes to be reliable, but takes no responsibility for the accuracy thereof.

SECURITY FOR THE NOTES

Nature of Obligation

The Notes are special obligations of the District, payable from (a) receipts of ad valorem taxes (the "Tax Receipts") collected by the Indian River County Tax Collector for the benefit of the District during the 2013/2014 Fiscal Year, but only to the extent such tax receipts are levied or legally available for payment of operating expenses of the District and (b) amounts on deposit in the Note Payment Fund (collectively, the "Pledged Revenues"). Pledged Revenues shall not include ad valorem taxes collected to pay the principal of and interest on obligations of the District issued pursuant to Sections 1010.40-1010.55, Florida Statutes, or to pay the principal of and interest on any obligations issued by the District pursuant to Section 1011.14, Florida Statutes, or otherwise levied pursuant to Section 1011.71(2), Florida Statutes. If necessary, the Notes are additionally payable from, but are not secured by, the Non-Ad Valorem Funds of the District (defined in the Resolution as all legally available funds of the District or the School Board derived from sources other than ad valorem taxation).

NO OWNER OF ANY OF THE NOTES SHALL EVER HAVE THE RIGHT TO REQUIRE OR COMPEL THE EXERCISE OF THE AD VALOREM TAXING POWER OF THE SCHOOL BOARD, THE DISTRICT, THE COUNTY, THE STATE OF FLORIDA OR ANY POLITICAL SUBDIVISION OR AGENCY THEREOF, OR TAXATION IN ANY FORM ON ANY PROPERTY THEREIN FOR PAYMENT THEREOF, OR BE ENTITLED TO PAYMENT OF SUCH PRINCIPAL AND INTEREST FROM ANY OTHER FUNDS OF THE SCHOOL BOARD OR THE DISTRICT, EXCEPT FOR THE PLEDGED REVENUES AND ANY NON-AD VALOREM FUNDS DEPOSITED IN THE NOTE PAYMENT FUND.

The School Board may issue additional obligations (including additional installments of Notes) payable from and secured by a lien upon the Pledged Revenues on a parity with the Notes, and may issue obligations having a first lien upon moneys of the District other than the Pledged Revenues and the moneys on deposit in the Note Payment Fund. The School Board covenants in the Resolution that it will not issue any (i) indebtedness of any kind payable from the Pledged Revenues which indebtedness is secured by a lien upon the Pledged Revenues superior to that of the Notes, (ii) obligations (other than additional installments of Notes) payable from or secured by a lien on the moneys on deposit in the Note Payment Fund, and (iii) additional obligations having an equal lien upon the Pledged Revenues if the issuance of such additional indebtedness would violate the provisions of Section 1011.13(1), Florida Statutes.

Note Payment Fund

In accordance with the terms of the Resolution, the District has established a fund designated the "Note Payment Fund." The District will make or cause to be made deposits of the Pledged Revenues and other revenues in the amounts and by the dates

provided in the Resolution, as summarized below, into the Note Payment Fund to ensure the timely payment of the principal of and interest on the Notes.

The Tax Receipts will be received periodically throughout the 2013/2014 Fiscal Year. Pursuant to the Resolution, the District has covenanted to deposit the Tax Receipts into the Note Payment Fund in sufficient amounts so that the balance on deposit therein (as of the dates shown) is as follows: $_____ by December 15, 2013 (approximately one-third of the total principal and interest due on the Notes), $_____ by December 31, 2013 (approximately two-thirds of the total principal and interest due on the Notes), and $_____ by January 15, 2014, so that the balance on deposit therein on January 15, 2014 will equal the amount of principal and interest on the Notes at maturity.

If, on January 15, 2014, or the first business day thereafter, and continuously thereafter, there is not on deposit in the Note Payment Fund an amount (including Permitted Investments and the income or earnings to be received thereon) equal to all principal of and interest on the Notes at maturity, the School Board shall designate the Note Payment Fund as its depository for the receipt of Pledged Revenues and continue such designation until such time as the amount in the Note Payment Fund, together with the earnings to be received thereon, is equal to all principal of and interest on the Notes at maturity.

Moneys on deposit in the Note Payment Fund shall be held solely for the payment of the Notes. Pending disbursement upon the Maturity Date of the Notes, such moneys may be invested, pursuant to the Resolution, at the direction of the District in investments which are, under Florida law, legal for the investment of surplus funds of school districts. Interest on such investments in the Note Payment Fund shall be retained in the Note Payment Fund and will be available to reduce the amounts required to be deposited by the District in the Note Payment Fund.

The proceeds of the Notes are not pledged as security for payment of principal of and interest on the Notes and will be expended by the District to pay the costs of issuance of the Notes and to pay the obligations created by the District in accordance with its operating budget for the 2013/2014 Fiscal Year. The holders of the Notes will have no responsibility for the use of the proceeds of the Notes, and the use of such proceeds by the District will in no way affect the rights of such Noteholders.

THE SCHOOL DISTRICT OF INDIAN RIVER COUNTY, FLORIDA

The District

The District is organized under Section 4, Article IX, of the Constitution of Florida and Chapter 1001, Florida Statutes. The boundaries of the District are coterminous with the County. As of July 1, 2013, the District included 30 schools

(including five charter schools), 17,827 students and 2,043 full-time employees, including 1,098 instructional personnel. Management of the schools is independent of County and city governments. Indian River County collects taxes for the District, but exercises no control over their expenditures.

The School Board

The School Board is a body corporate existing under the laws of the State of Florida. The School Board is the governing body of the District, consisting of five members elected for overlapping four-year terms. Under existing law, the School Board's duties and powers include, but are not limited to, the development of policies and rules for the efficient operation of the District, the acquisition, maintenance and disposition of school property within the District; the development and adoption of a school program for the District; the establishment, organization and operation of schools, including vocational and evening schools and the establishment and operation of programs for gifted students and for students in residential care facilities; the appointment, compensation, promotion and dismissal of employees; the establishment of courses of study and the provision of adequate instructional aids; and the establishment of a system to transport students to school or school-related activities.

The School Board also has broad financial responsibilities, including the approval of the annual budget, adoption of the school tax levy and the establishment of a system of accounting and budgetary controls. The annual budget and accounting reports must be filed with the State Department of Education.

The present members of the School Board, their respective offices and expiration of their respective terms are as follows:

Name/Office	Term Expires
Carol Johnson, Chairman	November 2014
Claudia Jiménez, Vice Chairman	November 2016
Karen Disney-Brombach	November 2014
Matthew McCain	November 2016
Vacant*	November 2014

Superintendent of Schools

The Superintendent of Schools is appointed by, and serves as ex officio Secretary to, the School Board. The Superintendent oversees operations of the school system,

*The School Board member representing District 2 has relocated to another part of the State leaving a vacancy on the School Board. Florida Governor Rick Scott will appoint a replacement School Board member to fill the vacated seat.

makes policy recommendations to the School Board, and performs the duties assigned to her by law and the regulations of the State Department of Education.

The Superintendent also prepares the annual budget for approval by the School Board, recommends the tax levy based upon needs illustrated by the budget, recommends debt issuance or borrowing plans of the School Board when necessary, provides recommendations for investment of available funds, and keeps records with respect to all funds and financial transactions of the School Board.

Administration

Dr. Frances J. Adams, Superintendent. Dr. Adams was appointed as Superintendent of Schools in June 2011. Dr. Adams has been a part of the District since 1983. She has worked in a variety of capacities for the District including: classroom teacher, Coordinator of Staff Development, Assistant Principal of a Middle School, an Elementary Principal, Founding Principal of the second high school in the District, and Assistant Superintendent of Curriculum and Instruction. From 1998 to 2012, Dr. Adams provided leadership, direction and oversight for curriculum and instruction priorities and projects that supported district strategic initiatives and met state and federal mandates. She consulted and collaborated directly with school administrators regarding all aspects of curriculum, instruction and assessment services. Dr. Adams received her Bachelor's in Education from Youngstown State University, a Masters Degree in Education from Colorado State University, a Masters Degree in School Administration from Edinboro University, and a Doctorate in Education from Nova Southeastern University. She has received numerous awards and recognitions throughout her career including: Woman of Distinction Award for Public Sector, sponsored by Palm Glades Girl Scout Council, named to Who's Who Among Top Executives, named the District's Outstanding Principal, nominated for the Commissioner's Principal Achievement Award for Outstanding Leadership, and received a letter of invitation from the Florida Education Commissioner to apply for "Principal in Residence" Program in Tallahassee. She is a member of various professional associations including Phi Delta Kappa, Florida Association of School Administrators, Florida Association of Curriculum Development, and the Florida Organization of Instruction Leaders, of which she is a Past President. She has also been active in civic organizations such as YMCA, Treasure Coast Teen Institute, Sebastian River Medical Center, and United Way. Dr. Adams has presented at many local, state and national conferences and in her role as Superintendent, she continues to be a community leader and visionary leader for the District.

Carter Morrison, Assistant Superintendent for Finance/Operations. Prior to his current position, Mr. Morrison served for four years as the Supervisor of Accounting with Martin County Public Schools. His duties included the supervision of General Accounting, Accounts Payable, Accounts Receivable and all Federal Programs. Mr. Morrison also served as the Purchasing Card Program Administrator for the District's $16 million Purchasing Card program. In addition he served as a staff auditor with Haas

Diaz & Co. CPA's (now Rachlin, Cohen & Holtz) in West Palm Beach, Florida, for three years. He has also worked as a tax accountant and auditor for Singer & Lusardi CPA's in Worcester, Massachusetts. Mr. Morrison holds a Masters of Business Administration and a Bachelors of Science degree from Fitchburg State College, Fitchburg, Massachusetts, and is a Certified Government Finance Officer.

Charlene Atkins, Accounting Manager. Ms. Atkins joined the District's finance team in August 2000 as a Senior Accountant and was promoted to Accounting Manager in July 2007. From 1996-1999 she was an Accounting Supervisor for Brevard County Public Schools and, prior to moving to Florida in 1994, was the Division Accountant for a small school district in Virginia. Her duties include oversight of cash and investments, debt service funds, and the food service fund. She is a licensed Certified Public Accountant in the Commonwealth of Virginia and holds a Bachelor of Science degree from Longwood University in Farmville, Virginia.

[Remainder of page intentionally left blank]

Statistical Data

The following table presents a summary of general statistical data regarding the District

School District of Indian River County, Florida
Summary of Selected Statistical Data
Five Year History

School Year	Number of Schools[2]	Number of Instructors	FTE Enrollment[3]	Average Expenditures per FTE Student[4]
2013/2014[1]	**[**30	1,103	17,827	$8,761**]**
2012/2013	30	1,098	17,790	7,969
2011/2012	28	1,074	17,596	7,286
2010/2011	28[5]	1,152	17,571	6,770
2009/2010	28	1,129	17,516	7,060

(1) Budgeted Figures
(2) Inclusive of charter schools
(3) Full-time equivalent, inclusive of charter school students
(4) Operating fund expenditures
(5) An elementary school was re-purposed into a special center; however, the total number of schools did not change from 2009/10.

Source: School District of Indian River County, Florida

Employee Relations

The employees of the District are nominated for employment at the discretion of the Superintendent of Schools, subject to confirmation by the School Board. Personnel policies and guidelines are codified and are published in the School Board Policy Manual.

Under the Constitution of the State of Florida, public employees have the right to collectively join together for the purpose of bargaining over the terms and conditions of employment. Collective bargaining associations in the District are the Indian River County Education Association ("IRCEA"), which represents **[**1,098**]** teachers, and Communication Workers of America ("CWA"), which represents **[**639**]** employees. The contracts with the unions expired on June 30, 2012. The District is currently negotiating new contracts with the unions. Until such new contracts are finalized, the existing contracts will remain in place. Strikes or work actions by public employees, under any conditions, are prohibited by state law. The relationships of the District with both the IRCEA and the CWA are stable.

Retirement and Other Postemployment Benefit Programs

State Retirement Program. The Board does not administer a separate retirement plan for its officers and employees. However, pursuant to law, all full-time employees are, with minor exceptions, members of defined retirement plans of the State administered by its Department of Administration, Division of Retirement. The retirement plans of the State consist of contributory and non-contributory benefit plans. The plans provide for retirement, death and disability benefits and require contributions by employees and/or participating agencies as stated percentages of compensation set by law as determined from time to time by the State Legislature. The plans' accounting and funding policies, actuarial present value of accumulated plan benefits, net assets available for benefits, and other plan related matters are the responsibility of the State Department of Administration, Division of Retirement, and are not computed on an individual agency basis.

The District's liability for participation in the plan is limited to the payment of the required contribution at the rates and frequencies established by law on future payrolls of the District. The District's contributions (including employee contributions) for the Fiscal Years ending June 30, 2011, June 30, 2012, and June 30, 2013 totaled $7,809,139, $5,237,762 and $5,491,629 (unaudited), respectively, which were equal to the required contributions for each fiscal year.

The Florida Legislature also created a defined contribution program called the Public Employee Optional Retirement Program (PEORP). Benefits in PEORP vest after one year of service. This program is administered by the Florida Retirement System as an option to the defined benefit plan, and is self-directed by the employee. The employees have the responsibility of selecting how their funds are invested within the approved set of investment choices and may take their funds when they leave the Florida Retirement System. Employer contributions are defined by law, but the ultimate benefit depends in part on the performance of investment funds. The PEORP is funded by employer contributions that are based on salary and membership class. There were 346 participants during Fiscal Year 2012/13. Required employer contributions made by the District to the program for the Fiscal Years ended June 30, 2011, June 30, 2012 and June 30, 2013 totaled $1,265,375, **[**$908,999**]** and $976,069 (unaudited), respectively. Additional information regarding the retirement programs is included in Note 16 to the audited financial statements for the Fiscal Year ended June 30, 2012 attached as Appendix B hereto and Note **[**16**]** to the annual financial report (unaudited) for the Fiscal Year ended June 30, 2013 attached as Appendix C hereto.

During its 2011 regular session, the State Legislature adopted legislation that made significant changes to the Florida Retirement System with respect to employee contributions and employer contributions, among other items. Effective July 1, 2011, all members of the Florida Retirement System were required to contribute 3% of their gross compensation toward their retirement. In addition, the legislation reduced the required

employer contribution rates for each membership class and subclass of the Florida Retirement System. For Fiscal Year 2010-11, contribution rates ranged from 9.85% to 20.92% of annual covered payroll. Under the adopted legislation, employer contribution rates range from 4.91% to 14.10% of annual covered payroll. Additionally, the legislation eliminated the cost of living adjustment for all Florida Retirement System employees for service earned on or after July 1, 2011, although the legislation does contemplate reinstatement of the adjustment in 2016 under certain conditions.

The other changes to the Florida Retirement System contained in the legislation only apply to employees who initially enrolled in Florida Retirement System on or after July 1, 2011. For personnel entering Florida Retirement System on and after July 1, 2011, the following changes apply: the average final compensation upon which retirement benefits are calculated will be based on the eight highest (formerly five highest) fiscal years of compensation prior to retirement, the Deferred Retirement Option Plan (DROP) is maintained but the interest accrual rate will be reduced from 6.5% to 1.3%, the normal retirement age is increased from 62 to 65 and the years of creditable service is increased from 30 to 33 and the vesting period is increased to eight years (formerly six).

Other Post Employment Benefit Program. In addition to its contributions under the State's retirement plan described above, the District provides other postemployment benefits ("OPEB") for certain of its retired employees in the form of an implicit rate subsidy, by providing access to health insurance plans requiring the use of a single "blended" or "common" rate for both active and retired employees. The offering of this health insurance coverage is required by Section 112.0801, Florida Statutes.

As with all governmental entities of similar size providing similar plans, the District was required to implement with the Governmental Accounting Standards Board Statement No. 45 - Accounting and Financial Reporting by Employers for Postemployment Benefit Plans other than Pension Plans ("GASB 45") no later than its Fiscal Year ended June 30, 2008. To that point, the District had historically accounted for its OPEB contributions on a pay as you go basis. GASB 45 applies accounting methodology similar to that used for pension liabilities to OPEB and attempts to more fully reveal the costs of employment by requiring governmental units to include future OPEB costs in their financial statements. While GASB 45 requires recognition and disclosure of the unfunded OPEB liability, there is no requirement that the liability of such plan be funded.

The District's actuarial accrued liability related to OPEB, which approximates the present value of all future expected postretirement life and medical premiums and administrative costs which are attributable to the past service of those retired and active employees, was $**[**16.95**]** million (unaudited) as of June 30, 2013. The District's annual required contribution ("ARC"), which is the portion of the total accrued actuarial liability allocated to the applicable fiscal year needed to pay both normal costs (current and future

benefits earned) and to amortize the unfunded accrued liability (past benefits earned, but not previously provided for) was approximately $____ million (unaudited) as of June 30, 2013. The calculation of the accrued actuarial liability and the ARC is, by definition and necessity, based upon a number of assumptions, including interest rates on investments, average retirement age, life expectancy, healthcare costs per employee and insurance premiums, many of which factors are subject to future economic and demographic variations. The District's net, end-of-year OPEB obligation was $_____ million (unaudited) as of June 30, 2013, which reflects the District's approximately $_____ contribution toward its annual OPEB costs during Fiscal Year 2012/2013.

While the District does not know at this time what its ultimate OPEB liabilities will be in connection with GASB 45 compliance in the future or how much of the related ARC's it will need to budget in future years, it expects its OPEB liability to be significant, but manageable within its normal budgeting process. Information regarding the District's OPEB obligations is included in Note 17 and in the Required Supplementary Information to the audited financial statements for the Fiscal Year ended June 30, 2012 attached as Appendix B hereto and Note **[**17**]** and in the **[**Required Supplementary Information**]** to the annual financial report (unaudited) for the Fiscal Year ended June 30, 2013 attached as Appendix C hereto.

Indebtedness

The following table summarizes the District's long-term debt outstanding as of June 30, 2013. Bonded debt of the District consists of various series of local and State Board of Education Bond issues.

Principal and interest on State Board of Education Bonds are secured by and payable from the State motor vehicle license taxes distributable to the District under State law. The responsibility for principal and interest payments, investment of funds, and reserve requirements for State Board of Education Bonds is administered by the State Board of Education and the State Board of Administration. Payments on the Certificates of Participation are primarily derived from ad valorem taxes received by the School Board.

[Remainder of page intentionally left blank]

School District of Indian River County, Florida
General Long-Term Debt
(As of June 30, 2013)[2]

[TO BE UPDATED]

General Description	Outstanding Balance
Self-Supporting State Bonds [1]:	
Series 2005-A	4,880,000
Series 2008-A	1,060,000
Series 2010-A	150,000
Certificates of Participation[2]:	
Series 2005	61,050,000
Series 2007	39,345,000
Series 2010-A[3]	26,261,000
Total[4]	$_____

(1) Bonds are issued by the State Board of Education on behalf of the District and are secured by a pledge of the District's portion of the State assessed motor vehicle license tax. The State's full faith and credit is also pledged as security for such Bonds.

(2) Certificates of Participation figures as of July 2, 2013.

(3) With respect to such certificates, the District is required to make annual sinking fund payments of $1,458,944 in the years 2011 through 2028, inclusive. Such sinking fund installments are expected to be invested pursuant to a guaranteed investment contract. The District will receive a credit against its sinking fund payment each year based on interest earnings on the guaranteed investment contract over the prior year. The interest earnings, combined with the sinking fund installments, are expected to produce funds necessary to retire the $26,261,000 principal amount due on December 1, 2028.

(4) Additionally, the District's compensated absences and net OPEB liability were $___ million (unaudited) and $[16.95] million (unaudited), respectively, as of June 30, 2013.

Source: School District of Indian River County, Florida.

[Remainder of page intentionally left blank]

Direct and Overlapping Debt and Debt Ratios

The following table presents a statement of direct and overlapping debt for the School District of Indian River County.

The School District of Indian River County, Florida
Debt Statement*

DIRECT DEBT	General Obligation Debt	Non-Self Supporting Debt	Self Supporting Debt
State Bonds, Series 2005-A			$ 4,880,000
State Bonds, Series 2008-A			1,060,000
State Bonds, Series 2010-A			150,000
Certificates of Participation, Series 2005		$ 61,050,000	
Certificates of Participation, Series 2007		39,345,000	
Certificates of Participation, Series 2010-A		26,261,000	
Capital Leases Payable		689,849	
Total Direct Debt	$ 0	$ 127,345,849	$ 6,090,000
OVERLAPPING[(1)]			
Limited General Obligation Bonds, Series 2006	$ 32,385,000		
Spring Training Facility Rev. Bonds, Series 2001		$ 11,075,000	
Water and Sewer Ref. Rev. Bonds, Series 2005			$ 19,010,000
Water and Sewer Ref. Rev. Bonds, Series 2009			24,760,000
Recreational Ref. Rev. Bonds, Series 2003			2,120,000
Total Overlapping Debt	$ 32,385,000	$ 11,075,000	$ 45,890,000
Total Direct and Overlapping Debt	$ 32,385,000	$	$

*Figures are as of June 30, 2013 with respect to the District and as of September 30, 2012 with respect to the County.

(1) Overlapping debt consists of the debt of Indian River County.

Source: School District of Indian River County, Florida; Comprehensive Annual Financial Report of Indian River County, Florida for the Fiscal Year ended September 30, 2012.

[Remainder of page intentionally left blank]

The School District of Indian River County, Florida
Summary of Direct and Overlapping Debt
As of June 30, 2012

	Total Outstanding Debt	Percentage of Total Taxable Assessed Valuation[2]	Per Capita[3]
General Obligation			
Direct	$ 0	0.0000%	$ 0.00
Overlapping[1]	32,385,000	0.2363	234.63
TOTAL	$32,385,000	0.2363%	$234.63
Non Self-Supporting Debt			
Direct	$_____	_____%	$_____
Overlapping[1]	11,075,000	0.0808	80.24
TOTAL	$_____	_____%	$_____
Self-Supporting Debt			
Direct	$_____	_____%	$_____
Overlapping[1]	45,890,000	0.3349	332.47
TOTAL	$_____	_____%	$_____
TOTAL DIRECT DEBT	$_____	_____%	$_____
TOTAL OVERLAPPING DEBT[1]	$89,350,000	0.6520%	$647.33
Total Assessed Valuation Per Capita[2][3]	$99,288.82		

(1) Calculations based upon figures as of September 30, 2012.
(2) Based upon preliminary 2013 School Taxable Assessed Valuation of $13,704,636,867 as of July 16, 2013. Such figure is subject to adjustment.
(3) Based upon 2012 County population estimate of 138,028.

Notes: The School District debt does include State Board of Education Bonds which are secured by State Motor Vehicle License taxes.
Source: School District of Indian River County, Florida; Indian River County, Florida Comprehensive Annual Financial Report for the Fiscal Year ended September 30, 2012.

Accounting Matters

Accounting policies conform with generally accepted accounting principles applicable to state and local governmental units. The District implemented the provisions of GASB Statement No. 34, Basic Financial Statements - and Management's Discussion and Analysis - for State and Local Governments ("GASB 34"), and related GASB pronouncements, during the Fiscal Year ended June 30, 2003. GASB 34 created new basic financial statements for reporting the District's financial activities. In addition to

fund-basis financial statements, the financial statements now include government-wide financial statements prepared on the accrual basis of accounting that split the District's programs between governmental and business-type activities. The organization of such financial statements for Fiscal Year 2011/2012 was as follows:

Basis of Presentation

Government-wide Financial Statements - Government-wide financial statements, including the statement of net assets and statement of activities, present information about the District as a whole. These statements include the non-fiduciary financial activity of the primary government and its component units. The statements distinguish between governmental activities of the District and those that are considered business-type activities.

Government-wide financial statements are prepared using the economic resources measurement focus. The statement of activities presents a comparison between direct expense and program revenues for each function or program of the District's governmental activities and for each segment of the business-type activities. Direct expenses are those that are specifically associated with a service, program, or department and are thereby clearly identifiable to a particular function. Depreciation expense for the District has been allocated based upon a percentage of functional expenditures to total expenditures with direct allocation for some expenses in pupil transportation, food service and maintenance of plant functions.

Program revenues include charges paid by the recipient of the goods or services offered by the program and grants and contributions that are restricted to meeting the operational or capital requirements of a particular program. Revenues that are not classified as program revenues are presented as general revenues. The comparison of direct expenses with program revenues identifies the extent to which each governmental function or business segment is self-financing or draws from the general revenues of the District.

The effects of interfund activity have been eliminated from the government-wide financial statements, except for interfund services provided and used, and net residual amounts between governmental activities and business-type activities.

Fund Financial Statements - Fund financial statements report detailed information about the District in the governmental, proprietary, and fiduciary funds. The focus of governmental fund financial statements is on major funds rather than reporting funds by type. Each major fund is reported in a separate column. Nonmajor funds are aggregated and reported in a single column. Because the focus of governmental fund financial statements differs from the focus of government-wide financial statements, reconciliations are presented with each of the governmental fund financial statements.

The District reports the following major governmental funds:

General Fund - to account for all financial resources not required to be accounted for in another fund, and for certain revenues from the State that are legally restricted to be expended for specific current operating purposes.

Special Revenue- Federal Economic Stimulus Fund - to account for certain Federal grant program resources provided for operations and other programs as set out in the American Recovery and Reinvestment Act of 2009 and other stimulus programs.

Debt Service - Other Fund - to account for financial resources generated for debt principal and interest for the Series 2005 and Series 2007 Certificates of Participation.

Debt Service - American Recovery and Reinvestment Act Fund - to account for the accumulation of resources for, and the payment of, debt principal, interest, and related costs of the Qualified School Construction Bond issue.

Capital Projects - Local Capital Improvement Fund - to account for the financial resources generated by the local capital improvement tax levy to be used for educational capital outlay needs, including new construction, renovation and remodeling projects, payments on operating leases, motor vehicles purchases, equipment purchases and costs of environmental compliance.

Capital Projects - Other Fund - to account for other financial resources generated by the Series 2005 and Series 2007 Certificates of Participation, impact fees, and Class Size Reduction construction funds to be used for capital projects.

Capital Projects - American Recovery and Reinvestment Act Fund - to account for the financial resources of the Qualified School Construction Bond issue to be used for certain capital construction and improvement projects.

Additionally the District reports the following proprietary and fiduciary fund types:

Internal Service Funds - to account for the District's individual self-insurance programs and to account for the resources of the East Central Florida Management Training Institute (MTI) consortium for which the School Board acted as fiscal agent for the 2011/12 Fiscal Year.

Enterprise Fund - Extended Day Program Fund - to account for the financial resources of the District's Extended Day Program. This program provides before and after school care to students.

Private-Purpose Trust Fund - to account for resources of the Estate of Waldo Schraubstader Scholarship Fund.

Agency Funds - to account for resources of the school internal funds, which are used to administer moneys collected at schools in connection with school, student athletic, class and club activities.

Budget Process

State law requires the School Board to advertise its intent to adopt a tentative budget, including a capital outlay budget, within 29 days following the County Appraiser's official certification of taxable property, which usually occurs on or about July 1. The School Board holds a public hearing on the tentative budget and the proposed tax rates within five days of its advertisement, and officially adopts the tentative budget and tax rates at the hearing. Thereafter, the County Appraiser prepares tax millage notices for property owners within the School District. The final budget and tax rate are fixed on or before September 18 of each year, following a final public hearing. The final budget for the 2013/14 Fiscal Year was adopted by the School Board on September 9, 2013.

The Superintendent of Schools is responsible for preparing the preliminary and tentative budgets for recommendation to the School Board. Florida law requires the School Board to adopt and maintain a balanced budget, in which anticipated revenues combined with beginning fund balances equal appropriations. Generally, the final budget is substantially the same as the tentative budget since the School Board's hiring plans and materials purchases have been determined before the tentative budget is adopted.

Auditing System

In addition to local internal audits, two other budget reviews are conducted. The Department of Education conducts regular financial compliance reviews of each school district to ensure that the school districts comply with state regulations. In conjunction with this review, the Financial Management Section of the Florida Department of Education reviews the cost reporting system of each school district to ensure that the Financial and Program Costs Accounting and Reporting for Florida schools is being properly implemented by the School Board.

Reporting Achievements

The School Board's Comprehensive Annual Financial Report for the fiscal years ended June 30, 2010 and June 30, 2011 (the "2010 and 2011 Fiscal Year CAFRs"), was awarded the Certificate of Achievement for Excellence in Financial Reporting (the "Certificate of Achievement") by the Government Finance Officers Association of the United States and Canada. The Certificate of Achievement is the highest form of recognition for excellence in state and local government financial reporting. In order to be awarded a Certificate of Achievement, a government must publish an easily readable and efficiently organized comprehensive annual financial report. This report must satisfy

both generally accepted accounting principles and applicable legal requirements. A Certificate of Achievement is only valid for a period of one year.

Furthermore, the School Board received the Association of School Business Officials International Certificate of Excellence in Financing Reporting for the 2010 and 2011 Fiscal Year CAFRs.

General Fund Revenue Sources

The District's general fund revenues are derived from federal and State appropriations and local sources of funds. The District's two major sources of funds from the State are funding under the Florida Education Finance Program ("FEFP") and the State's Categorical Education Program. Categorical funds are restricted to the specific purposes for which they were authorized. The State Legislature appropriates funds for FEFP. The level of funding received by each school district is then determined in accordance with State law, particularly Chapter 1010, Florida Statutes.

To participate in FEFP funding, each school district must levy a minimum millage for operating purposes, which is set by the State Commissioner of Education, based upon the aggregate local effort for all school districts, and the most recent estimate of the non-exempt assessed valuation for school purposes prepared by the Department of Revenue. The required local effort millage for the District for the Fiscal Year of the School Board ending June 30, 2014 is **[**5.259**]** mills.

The following tables summarize General Fund operations for the three fiscal years ending June 30, 2009 through 2011 (audited), the unaudited General Fund operations for the 2012/2013 Fiscal Year and budget for Fiscal Year 2013/14.

[Remainder of page intentionally left blank]

School District of Indian River County, Florida
Statement of Operations for the General Fund
Fiscal Years 2010-2014

	Audited 2009/10	Audited 2010/11	Audited 2011/12	Unaudited 2012/13	Budgeted 2013/14
BEGINNING BALANCE	$ 4,844,682	$ 2,536,951	$ 14,572,039	$16,287,620	$ 16,962,132
REVENUE:					
Federal	$ 379,776	$ 414,657	$ 513,837	$ 482,287	$ 430,000
State	23,211,931	28,186,971	30,329,274	36,053,873	44,339,307
Local	97,033,733	96,493,438	90,196,842	87,696,080	90,416,530
Total Revenues	$120,625,440	$125,095,066	$121,039,973	$124,232,240	$135,185,837
EXPENDITURES					
Instruction	$ 80,468,723	$ 75,625,765	$ 79,975,649	$ 79,355,779	$ 89,862,087
Pup. Pers. Svcs.	3,767,547	3,550,297	3,546,016	3,405,478	3,531,206
Instr. Med. Svcs.	1,385,185	1,178,345	1,841,351	1,852,109	1,883,854
Instr. & Curr. Dev.	2,423,506	1,535,064	2,886,688	3,059,145	2,786,055
Instr. Staff Training	212,780	173,116	1,029,173	978,174	1,051,273
Instr. Rltd. Tech	838,206	726,160	728,096	813,384	5,231,157
Board	1,077,557	953,551	762,647	724,354	780,720
General Admin.	434,766	470,249	377,232	549,833	522,197
School Admin.	8,261,852	7,826,955	7,184,630	7,812,048	7,919,822
Fac. Acq.	37,263	22,586	687,862	656,062	1,088,563
Fiscal Svcs.	1,117,723	1,249,190	1,097,373	1,426,720	1,184,774
Food Svcs.	41,278	29,205	26,996	51,872	--
Central Svcs.	2,085,114	1,962,473	1,911,377	1,914,708	2,163,372
Pupil Trans.	4,998,173	4,802,245	4,907,281	4,932,354	5,211,845
Operation of Plant	11,174,732	10,765,908	11,952,850	12,220,295	12,307,755
Maint. of Plant	28	299,143	2,799,892	3,006,351	2,706,967
Admin. Tech. Svcs.	2,236,909	2,407,593	1,845,304	2,243,629	2,554,254
Comm. Svcs.	33,569	408	1,266	90	200
Capital Outlay	--	45,175	107,689	--	100,000
Debt Service	407,556	438,333	104,889	99,167	--
Total Expenditures	$121,002,467	$114,061,761	$123,774,261	$125,101,552	$140,886,101
Other Financial Sources	$ (1,930,704)	$ 1,001,782	$ 4,449,869	$ 1,543,824	$4,135,700
Net Change in Fund Balance	$ (2,307,731)	$ 12,035,088	$ 1,715,581	$ 674,512	($1,564,564)
Ending Balance	$ 2,536,951	$ 14,572,039	$ 16,287,620	$ 16,962,132	$ 15,397,568

Source: School District of Indian River County

The Florida Legislature in January 2009 adopted legislation creating Section 1011.051, Florida Statutes, entitled "Guidelines for general funds." This new section requires that if a school district's General Fund balance not classified as restricted, committed or nonspendable in the approved operating budget is projected to fall below three percent (3%) of projected General Fund revenues, the Superintendent shall provide written notification to the district school board and the Commissioner of Education. The section further requires that if the General Fund balance not classified as restricted, committed or nonspendable is projected to fall below two percent (2%) of projected General Fund revenues, the Superintendent shall provide written notification to the district school board and the Commissioner of Education. Within 14 days after receiving such notification of a balance below two percent (2%), if the Commissioner determines that the district does not have a plan that is reasonably anticipated to avoid a financial emergency as determined pursuant to Florida Statutes pertaining thereto, the Commissioner shall appoint a financial emergency board that may take certain delineated steps to assist a district school board in complying with the General Fund requirements. In Fiscal Year 2012/13, the District's General Fund balance not classified as restricted, committed or nonspendable (unaudited) was 7.68 of General Fund revenues. The District projects the General Fund balance not classified as restricted, committed or nonspendable to be 7.72% of General Fund revenues for Fiscal Year 2013/14.

Cash and Investments

As of June 30, 2013, the District held cash and investments totaling $**[**1,284,435.34**]** (unaudited) and $**[**0**]** (unaudited), respectively, in its General Fund.

Cash Management

The 2012/13 Fiscal Year General Fund cash flow presented in the following table was prepared from financial records of the District.

The second table following presents a projected General Fund cash flow for the 2013/14 Fiscal Year. The cash flow is based on the 2013/14 Fiscal Year preliminary budget and historical experience adjusted to reflect current economic conditions. The 2013/14 Fiscal Year cash flow projection is based on the disbursement requirements for the entire Fiscal Year, including certain disbursements which could take place in the 2013/14 Fiscal Year, but which are not in 2013/14 Fiscal Year tentative budget expenditures, such as certain advances to other funds and provisions for contingencies. Revenue projections reflect the anticipation dates of receipt of funds provided under the Florida Education Finance Program (FEFP) and other state programs, and the expected timing of receipt of tax revenues collected by the County for the District. Ad valorem taxes shown in these tables reflect the general operating levy.

SCHOOL BOARD OF INDIAN RIVER COUNTY, FLORIDA
Actual Cash Flow Analysis - General Fund
For the Fiscal Period July 1, 2012 to June 30, 2013

Description	July	August	September	October	November	December	January	February	March	April	May	June	Total
Beginning Cash Balance (1)	$ 17,712,272	$ 14,916,264	$ 9,817,194	$ 3,194,887	$ (3,630,176)	$ 25,281,145	$ 60,002,314	$ 59,498,770	$ 56,471,835	$ 50,852,063	$ 41,925,805	$ 34,031,015	$ 17,712,272
RECEIPTS:													
Federal	$ 34,920	$ 65,381	$ 1,005	$ 26,574	$ 65,390	$ 29,999	$ 8,582	$ 7,845	$ 99,349	$ 30,088	$ 63,517	$ 36,033	$ 468,683
State													
FEFP	1,368,933	1,225,164	1,225,164	1,225,164	1,225,164	1,225,164	1,176,144	1,176,144	1,176,144	1,176,144	1,142,924	1,142,930	14,485,183
Categorical & other	1,591,081	1,585,851	1,599,833	1,650,270	1,626,756	1,711,189	1,669,763	2,838,270	1,842,836	1,735,411	1,770,127	1,937,195	21,558,582
Total State	2,960,014	2,811,015	2,824,997	2,875,434	2,851,920	2,936,353	2,845,907	4,014,414	3,018,980	2,911,555	2,913,051	3,080,125	36,043,765
Local													
Ad Valorem Tax	6,827	26,475	18,104	6,236	24,556,205	41,592,429	5,819,385	2,463,953	1,184,337	2,143,934	3,231,858	2,708,608	83,758,351
Miscellaneous local	117,086	343,922	149,314	194,551	484,953	153,015	483,879	239,697	1,172,220	701,160	277,975	290,037	4,607,809
Total local	123,913	370,397	167,418	200,787	25,041,158	41,745,444	6,303,264	2,703,650	2,356,557	2,845,094	3,509,833	2,998,645	88,366,160
Transfers	68,458	68,733	68,906	67,439	67,708	66,877	65,030	63,614	63,448	55,405	52,541	52,637	760,796
Interfund loans													-
Note Proceeds					12,000,000								12,000,000
Total Receipts	$ 3,187,305	$ 3,315,526	$ 3,062,326	$ 3,170,234	$ 40,026,176	$ 44,778,673	$ 9,222,783	$ 6,789,523	$ 5,538,334	$ 5,842,142	$ 6,538,942	$ 6,167,440	$ 137,639,404
DISBURSEMENTS:													
Salaries and Benefits	1,731,412	4,763,751	7,352,164	7,394,449	8,400,132	7,452,420	7,517,600	7,522,806	8,486,909	8,028,981	7,567,827	16,373,625	92,592,076
Other disbursements	4,251,901	3,650,845	2,332,469	2,600,848	2,714,723	2,605,084	2,208,727	2,293,652	2,671,197	2,706,364	2,832,849	753,707	31,622,366
Interfund repayment													-
Note repayment										4,033,055	4,033,056	4,033,056	12,099,167
Total Disbursements	$ 5,983,313	$ 8,414,596	$ 9,684,633	$ 9,995,297	$ 11,114,855	$ 10,057,504	$ 9,726,327	$ 9,816,458	$ 11,158,106	$ 14,768,400	$ 14,433,732	$ 21,160,388	$ 136,313,609
Ending Cash Balance	$ 14,916,264	$ 9,817,194	$ 3,194,887	$ (3,630,176)	$ 25,281,145	$ 60,002,314	$ 59,498,770	$ 56,471,835	$ 50,852,063	$ 41,925,805	$ 34,031,015	$ 19,038,067	$ 19,038,067

(1) Cash balances include unavailable funds held with

	July 1, 2012	June 30, 2013
State Board Administration Fund B	$ 604,954	$ 344,725

SCHOOL BOARD OF INDIAN RIVER COUNTY, FLORIDA
Projected Cash Flow Analysis - General Fund
For the Fiscal Period July 1, 2013 to June 30, 2014

Description	July	August	September	October	November	December	January	February	March	April	May	June	Total
Beginning Cash Balance (1)	$ 19,038,067	$ 16,808,193	$ 10,650,037	$ 1,949,114	$ (5,133,865)	$ 12,354,080	$ 49,679,170	$ 41,377,117	$ 38,507,392	$ 33,478,613	$ 32,261,648	$ 26,244,106	$ 19,038,067
RECEIPTS:													
Federal	$ 1,475	$ 3,667	$ 3,439	$ 30,894	$ 13,279	$ 93,004	$ 27,923	$ 9,181	$ 56,724	$ 74,270	$ 28,701	$ 87,443	430,000
State													
FEFP	1,819,410	2,094,850	2,095,016	2,095,016	2,095,016	2,095,016	1,634,043	1,634,043	1,634,043	1,811,918	2,003,693	1,921,470	22,933,534
Categorical & other	1,646,442	1,700,981	1,818,256	2,293,043	1,694,375	1,679,579	1,637,899	1,772,110	1,737,295	1,739,872	1,857,782	1,828,139	21,405,773
Total State	3,465,852	3,795,831	3,913,272	4,388,059	3,789,391	3,774,595	3,271,942	3,406,153	3,371,338	3,551,790	3,861,475	3,749,609	44,339,307
Local													
Ad Valorem Tax	-	6,040	47,151	-	18,188,508	49,326,927	2,988,345	4,039,995	1,905,086	5,548,319	1,587,683	3,405,028	87,043,082
Miscellaneous local	83,699	164,877	418,668	260,713	134,234	84,133	253,551	801,834	298,077	304,485	274,113	295,064	3,373,448
Total local	83,699	170,917	465,819	260,713	18,322,742	49,411,060	3,241,896	4,841,829	2,203,163	5,852,804	1,861,796	3,700,092	90,416,530
Transfers		529,764	263,648	264,683	264,892	259,256	375,959	366,985	357,323	479,553	486,818	486,819	4,135,700
Interfund loans													-
Note Proceeds					10,000,000								10,000,000
Total Receipts	$ 3,551,026	$ 4,500,179	$ 4,646,178	$ 4,944,349	$ 32,390,304	$ 53,537,915	$ 6,917,720	$ 8,624,148	$ 5,988,548	$ 9,958,417	$ 6,238,790	$ 8,023,963	$ 149,321,537
DISBURSEMENTS:													
Salaries and Benefits	2,183,420	5,157,529	7,964,782	8,397,243	11,131,072	8,053,903	8,090,566	7,967,396	7,907,741	7,971,385	7,955,864	14,259,277	97,040,178
Other disbursements	3,597,480	5,500,806	5,382,319	3,630,085	3,771,287	1,392,255	3,745,874	3,526,477	3,109,586	3,203,997	4,300,468	2,685,289	43,845,923
Interfund repayment													-
Note repayment						6,766,667	3,383,333						10,150,000
Total Disbursements	$ 5,780,900	$ 10,658,335	$ 13,347,101	$ 12,027,328	$ 14,902,359	$ 16,212,825	$ 15,219,773	$ 11,493,873	$ 11,017,327	$ 11,175,382	$ 12,256,332	$ 16,944,566	$ 151,036,101
Ending Cash Balance	$ 16,808,193	$ 10,650,037	$ 1,949,114	$ (5,133,865)	$ 12,354,080	$ 49,679,170	$ 41,377,117	$ 38,507,392	$ 33,478,613	$ 32,261,648	$ 26,244,106	$ 17,323,503	$ 17,323,503

(1) Cash balances include unavailable funds held with State Board Administration Fund B

REVENUES OF THE DISTRICT

The District derives its revenues from certain State and local sources. The major categories of these revenue sources are briefly described under the following sub-headings.

Local Revenue Sources

Local revenue for school district support is derived almost entirely from real and tangible personal property taxes described in "AD VALOREM TAX PROCEDURES" herein. School districts in the State are permitted to levy ad valorem property taxes separately for (i) operational purposes, (ii) the payment of debt service, and (iii) capital outlays and maintenance of school facilities. The amount of each such levy is subject to various constitutional and statutory limitations. See "AD VALOREM TAX PROCEDURES - Recent Legislative Initiatives and Constitutional Amendments Concerning Ad Valorem Taxes" herein. In addition, the District earns interest on cash invested and collects other miscellaneous revenues.

For operational purpose, the Florida Legislature annually places requirements on each school district to levy a millage rate that is defined by law to be the "district required local effort" for those school districts desiring to participate in the allocation of state funds available to school districts. The District's required local effort was 5.396 mills for Fiscal Year 2011/12, 5.425 mills for Fiscal Year 2012/13 and is budgeted at 5.268 mills for Fiscal Year 2013/14. Included in such required local effort millage for Fiscal Years 2011/12, 2012/13 and 2013/14 was a Prior Period Funding Adjustment Millage of 0.030 mills, 0.014 mills and 0.009 mills, respectively, as authorized by Section 1011.62(4)(e), Florida Statutes. Such Prior Period millage is levied when the preliminary taxable value for prior years is greater than the final taxable value for such years, thereby resulting in lower than expected revenues from the required local effect millage. School boards are also authorized to levy an additional "discretionary millage" for operations, not to exceed an amount established annually by the Legislature. For Fiscal Year 2012/13 the discretionary millage was 0.748 mills and is 0.748 mills for Fiscal Year 2013/14. For the 2010/11 and 2011/12 Fiscal Years, school districts were also authorized to levy a discretionary millage in an amount not to exceed 0.25 mills for critical operating needs or critical capital needs if approved by a super majority of the school board. The District levied 0.25 mills pursuant to such authorization in the 2011/12. The voters in the County approved the continuation of the 0.25 mills critical operating needs levy for two additional years. (see "AD VALOREM TAX PROCEDURES - Recent Legislative Initiatives and Constitutional Amendments Concerning Ad Valorem Taxes - *Further Reduction in Local Option Millage*" herein).

Budgeted revenues from ad valorem taxes were based on applying millage levies to ninety-six percent (96%) of the non-exempt assessed valuation of real and personal property. Historically, the local taxes have been received at less than one hundred percent (100%) of assessed valuation due to the discounts for early payment. The County usually collects approximately ninety-six percent (96%) of the levied taxes. Ad valorem tax receipts for operating purposes decreased from **[**$86.57**]** million for the 2011/12 Fiscal Year to **[**$83.80**]** million (unaudited) for the 2012/13 Fiscal Year. Ad valorem tax receipts for operating purposes are budgeted to be **[**$87.00**]** million for the 2013/14 Fiscal Year.

Historical and currently budgeted millage rates (tax per $1,000 of assessed value) are as follows:

	2009/10	2010/11	2011/12	2012/13	2013/14[(1)]
Required Local Effort	5.048	5.422	5.396[(2)]	5.425[(2)]	5.268[(2)]
Discretionary	0.748	0.748	0.748	0.748	0.748
Critical Operating Needs Levy	0.000[(3)]	0.250[(3)]	0.250[(3)]	0.250[(3)]	N/A
Additional Voted Millage[(4)]	N/A	N/A	N/A	N/A	0.600
Total Operating Millage	5.796	6.420	6.394	6.423	6.616
Debt Service Millage[(5)]	0.300	0.330	0.350	0.390	0.000
Capital Outlay	1.500	1.500	1.500	1.500	1.500
Total Millage	7.596	8.250	8.244	8.313	8.116

(1) Budgeted figures.

(2) Includes 0.030 mills, 0.014 mills and 0.009 mills Prior Period Adjustment Millage Levy for Fiscal Years 2011/12, 2012/13 and 2013/14 respectively. See "REVENUES OF THE DISTRICT - Local Sources" above.

(3) Authorized pursuant to recent legislative amendments to Section 1011.71, Florida Statutes. See "AD VALOREM TAX PROCEDURES - Recent Legislative Initiatives and Constitutional Amendments Concerning Ad Valorem Taxes – *Further Reduction in Local Option Millage Levy*" herein.

(4) Authorized pursuant to Section 1011.71(9), Florida Statutes, as provided by the voters of the District in the November 2012 special election. See "REVENUES OF THE DISTRICT - Local Revenue Sources" below.

(5) Used to pay debt service on the District's outstanding General Obligation Bonds. See "THE SCHOOL DISTRICT OF INDIAN RIVER COUNTY, FLORIDA - Indebtedness" herein.

The School Board levies each year a non-voted, real and tangible personal property tax millage, known as the "Local Option Millage Levy," for capital outlay and maintenance purposes. Currently, this levy may be up to 1.50 mills, except as provided below (for Fiscal Year 2008/09 the maximum Local Option Millage Levy was 1.75 mills and was 2.00 mills in prior Fiscal Years), for costs of construction, renovation, remodeling, maintenance and repair of educational plant; for the purchase, lease or lease-purchase of equipment, educational plants, and construction materials directly related to the delivery of student instruction; for the rental or lease of existing buildings, or space within existing buildings, originally constructed or used for purposes other than

education, for conversion to use as educational facilities; for the opening day collection for the library media center of a new school; for the purchase, lease-purchase or lease of school buses; and for servicing of payments related to certificates of participation. The District levied 2.0 mills in Fiscal Years 2006/07 and 2007/08 and 1.75 mills in Fiscal Years 2008/09 and 1.50 mills in Fiscal Years 2009/10 and 2010/11. Pursuant to a change in applicable law (see "- Recent Legislative Initiatives and Constitutional Amendments Relating to Ad Valorem Taxes" below), and except as described in the next paragraph, the District is currently limited to levying a Local Option Millage Levy of 1.50 mills. The School Board is not required to levy any millage for capital outlay purposes in the future, but did levy 1.50 mills for Fiscal Year 2012/13 and is levying 1.50 mills for Fiscal Year 2013/14. The receipts of the Local Option Millage Levy are not pledged to, or available for, the payment of the Notes.

In the event that revenues generated from the Local Option Millage Levy are insufficient to make payments under a lease-purchase agreement entered into prior to June 30, 2008, an amount equal to the revenue generated from 0.50 mills of the operating levy may be used to make lease payments. Additionally, if the revenues generated from 1.50 mills is insufficient to make payments under a lease-purchase agreement entered into prior to June 30, 2009 or to meet other critical capital needs, a school board may elect to levy up to 0.25 mills for capital purposes in lieu of a like amount of discretionary operating millage. Such legislation further authorizes district school boards, by a super majority vote, to levy an additional 0.25 mills for critical capital outlay needs or for critical operating needs. The District levied 0.25 mills for such purposes in Fiscal Year 2010-11. In order for a school district to continue this levy after the 2010/11 Fiscal Year, the levy was required to be approved by the voters of such school district in the 2010 general election. Such voter approval only authorized the levy for an additional two-year period. The voters of the District approved the continuation of such levy in the 2010 general election. Accordingly, the District levied 0.25 mills for critical operating needs for Fiscal Years 2011/12 and 2012/13, at which time the authorization for such levy expired. See "- Recent Legislative Initiatives and Constitutional Amendments Concerning Ad Valorem Taxes" below.

Ad valorem tax receipts for capital and maintenance purposes **[**decreased**]** from **[**$20.5**]** million in Fiscal Year 2011/12 to $**[**19.6**]** million (unaudited) in Fiscal Year 2012/13. The District has budgeted approximately $19.7 million of ad valorem tax receipts for capital and maintenance purposes for Fiscal Year 2013/14.

In addition to the School Board levies, qualified electors, by referendum, may vote an additional millage levy for operational and capital outlay purposes, as prescribed by the Florida Constitution and applicable statutes. Before a school district may issue general obligation bonds, qualified electors within the district must approve a millage levy to pay the principal of and interest on such bonds. The School Board levied 0.35 mills in Fiscal Year 2011/12 and 0.39 mills in Fiscal Year 2012/13 for payments of debt

service on its outstanding general obligation bonds. The District no longer has any general obligation bonds outstanding and therefore is not levying any debt service millage for Fiscal Year 2013/14. Additionally, the School Board chose, pursuant to authority granted in Section 1011.71(9), Florida Statutes, to seek voter approval in an August 2012 special election for the levy of up to an additional 0.60 mills for operating purposes for a period of four years, commencing with Fiscal Year 2013/14. The voters in the County approved such levy and the District is levying such 0.60 mills for Fiscal Year 2013/14.

The School Board also receives educational facilities impact fees which are levied and collected by the County for all new residential construction in the County. The School Board received $409,548 in educational facilities impact fees for the 2011/12 Fiscal Year. The School Board did not receive any educational facilities impact fees for the 2012/13 Fiscal Year and is not budgeted to receive any educational impact fee revenues for Fiscal Year 2013/14. The educational facilities impact fees are not pledged to or available to make payments on the Notes.

State Revenue Sources

Operating Revenue. The three primary sources of educational funding from the State are (i) basic Florida Educational Finance Program ("FEFP") receipts, (ii) FEFP categorical program receipts, and (iii) certain other specified revenue sources.

The major portion of State support is distributed under the provisions of the FEFP, which was enacted by the Florida Legislature in 1973. Basic FEFP funds are provided on a weighted full-time equivalent student ("FTE") basis using a formula that takes into account varying program cost factors and district cost differentials. The program cost factors which are used to determine the level of each school district's FEFP funding are determined by the Florida Legislature. The amount of FEFP funds disbursed by the State is adjusted four times during each year to reflect changes in FTE and in variables comprising the weighing formula. In addition, the level of State funding is adjusted during each year to compensate for increases or decreases in ad valorem tax revenue resulting from adjustments to the valuation of non-exempt property in the County. General Fund receipts from FEFP were **[**$8.1**]** million for Fiscal Year 2011/12 and $13.3 million (unaudited) for Fiscal Year 2012/13. General Fund FEFP revenues are budgeted at **[**$21.9**]** million for Fiscal Year 2013/14.

FEFP categorical program receipts are lump sum appropriations from the State intended to supplement local school district revenues to enhance the delivery of educational and support services by each district. Among the larger categorical programs are the programs for school bus transportation and instructional material. Allocations for these categorical appropriations are based on funding formula and discretionary State Department of Education grants. The majority of the funds available require actual appropriation by the School Board for the purposes for which they were provided. Total

State categorical aid increased from **[**$28.8**]** million for the 2011/12 Fiscal Year to **[**$35.9**]** million (unaudited) for the 2012/13 Fiscal Year. Of such amount, approximately **[**$19.8**]** million was dedicated to fund a portion of the costs related to the Class Size Legislation described herein under "REVENUES OF THE DISTRICT- Constitutional Amendments Related to Class Size Reduction." FEFP categorical receipts are budgeted to be approximately **[**$44.3**]** million for Fiscal Year 2013/14, of which **[**$19.1**]** million is Class Size Reduction Funds.

The District also receives additional State educational funding from a variety of miscellaneous State programs. These sources include State mobile home license tax revenues and the Florida State Lottery.

State Budget. As a result of declining State revenues, operating revenues from the State to the District were reduced by over $____ million over the three fiscal years ended June 30, 2013. For 2013-14, the adopted State budget includes an increase of approximately $1.05 billion in State funding for education including a $480 million increase in salaries for school personnel, retirement rate increases and growth. Pursuant to the adopted budget, funding in the State is expected to increase by approximately $400 per student or 6.5% over fiscal year 2012-13. As a result, the District expects a net increase of approximately $____ million or _____% in State revenues for Fiscal Year 2013-14 as compared to Fiscal Year 2012-13.

Capital Outlay. State capital outlay revenues available to the District were $___ million or approximately ___% of the District's total capital outlay revenues for Fiscal Year 2011/12. State capital outlay revenues available to the District were $___ million (unaudited) or approximately ___% of the District's total capital outlay revenues for Fiscal Year 2012/13. State capital outlay revenues available to the District are budgeted to be $___ million or approximately ____% of the District's total capital outlay revenues for Fiscal Year 2013/14.

The primary source of State educational funding contributions to the District's capital outlay requirements is the Florida Public Education Capital Outlay program ("PECO"). The method of allocation of funds to the district school boards is provided by state law based upon a statutory formula, components of which are the number of students in various districts and the proposed uses of the funds by the various districts. The Commissioner of Education administers the PECO program and allocates or reallocates funds as authorized by law. The District did not receive any PECO funds in Fiscal Years 2011/12 and 2012/13 and is not budgeted to receive any PECO funds in Fiscal Year 2013/14.

The District also receives motor vehicle license revenues, also known as capital outlay and debt service ("CO&DS") funds. CO&DS funds can be used to make lease-purchase payments, but only if the lease-purchase facility appears on the project priority list (the "PPL") approved by the State Board of Education. The District received

$672,044 of CO&DS funds in Fiscal Year 2011/12 and $_____ (unaudited) of CO&DS funds in Fiscal Year 2012/13. Funds in the amount of $593,238, and $590,263.10 were withheld from the allocations in Fiscal Year 2011/12 and Fiscal Year 2012/13, respectively, to repay bonds issued by the State and secured by such revenues. For Fiscal Year 2013/14, the District is budgeted to receive **[**$68,705**]** in CO&DS funds and expects to have $**[**599,487**]** withheld to repay bonds issued by the State.

On November 24, 1997, the Governor of the State of Florida signed into law a bill creating the "Public School Capital Outlay Program Act" (the "Act"). Among the several programs established by the Act is the "Classrooms First Program," which provides for the issuance by the State of revenue bonds, the proceeds of which will be distributed to the various school districts based upon a formula similar to the formula used in allocating PECO funds. The proceeds of such revenue bonds must be applied by a school district for new construction, remodeling, renovation or major repairs, with a priority on construction of new, permanent classroom Facilities. If a school district certifies that it has no unmet need for permanent classroom Facilities or if its unmet needs are less than its proposed allocation of the revenue bond proceeds, it may choose to receive an annual distribution of state lottery revenues in lieu of all or a portion of its allocation of state bond proceeds. Such annual distribution must be used to construct, renovate, remodel, repair or maintain educational Facilities. In addition, in order to receive any of such state funds, a school district must fully utilize state bonding capacity relating to its CO&DS funds allocation. In order to continue participation in the Classrooms First Program, the District may be required to utilize additional state bonds payable from CO&DS funds in the future. The District received $6,405,000 in funds from the issuance of additional State bonds in 2005, approximately $1,210,000 in funds from the issuance of additional State bonds in 2008 and $160,000 in funds from the issuance of additional state bonds in 2010.

The District also received approximately $5.17 million in Fiscal Year 2008/09 under the Class Size Reduction Lottery Revenue Bond Program, but did not receive any funds under such program in Fiscal Year 2009/10 or any subsequent year. Funds under the Class Size Reduction Lottery Revenue Bond Program are generated from the sale of State lottery bonds and are distributed to the various school districts based upon a formula similar to the formula used in allocating the PECO funds. Such funds may be used by a school district for any new capital projects that are <u>not</u> included in such school district's then current five-year capital plan.

Under the Act the District may be entitled to receive other state revenues pursuant to other programs if the District achieves certain standards relating to its capital outlay efforts. It is not possible at this time to determine or estimate the amount of such state revenues, if any, that the District may receive in the future.

Special Revenue Sources

The District also receives certain local, state and federal moneys, substantially all of which are restricted for specific programs. Programs funded with these special revenue sources in the past include school food service operations and programs financed through the Educational Handicapped Act, the Education Consolidation and Improvement Act and other federally financed programs.

Constitutional Amendments Related to Class Size Reduction

Amendment 9 to the State Constitution requires that the State Legislature provide funding for sufficient classrooms so that class sizes can be reduced to certain constitutional class size maximums by the beginning of the 2010/11 school year. Amendment 9 and Section 1003.03, Florida Statutes, which implements Amendment 9, are referred to herein as the "Class Size Legislation."

The Class Size Legislation established constitutional class size maximums limiting students per class to no more than 18 for pre-kindergarten through 3rd grade, 22 for grades 4 through 8 and 25 for grades 9 through 12. Such legislation generally provided for a phased-in compliance which would be determined on a school-by-school basis through and including Fiscal Year 2009-10, with final compliance on an individual classroom basis beginning in Fiscal Year 2010-11. In the event a school district is not in compliance with such requirements, the legislation provides that the State shall reduce categorical funds due to such school district for operational purposes.

The Class Size Legislation further created an "Operating Categorical Fund for Class Size Reduction," the "Classroom for Kids Program," the "District Effort Recognition Grant Program" and the "Class Size Reduction Lottery Revenue Bond Program" to provide funding programs for capital outlays and operating expenditures necessary in relation to these mandated class size reductions.

The Class Size Legislation requires each school board to consider implementing various policies and methods to meet these constitutional class sizes, including encouraging dual enrollment courses, encouraging the Florida Virtual School, maximizing instructional staff, reducing construction costs, using joint-use facilities, implementing alternative class scheduling, redrawing attendance zones, implementing evening and multiple sessions and implementing year-round and non-traditional calendars.

Through Fiscal Year 2009-10, the District complied with the requirements of the Class Size Legislation which was based on the average class size at each school. Beginning in Fiscal year 2010-11, the requirements were based on the number of students in each individual classroom. **[**As of the October 2012 Survey, the week during which DOE determines compliance with class size maximums, the District had 100% of the

classrooms in compliance. Accordingly, the District is in compliance with the requirements of the Class Size Legislation. No assurance can be given that the District will be in compliance with the Class Size Legislation for the 2013/14 Fiscal Year.**]**

Amendment 8 to the State Constitution provides that every 4-year old child in the State shall be offered a free, high quality pre-kindergarten learning opportunity by the State. Part V of Chapter 1002, Florida Statutes, creates a statewide Voluntary Pre-kindergarten Education Program (the "Pre-K Program"). Among other things, the Pre-K Program provides eligibility and enrollment requirements, authorizes parents to enroll their children in a school-year pre-kindergarten ("Pre-K") program delivered by a private Pre-K provider, a summer program delivered by a public school or private Pre-K provider or, if offered in a school district that meets class-size reduction requirements, a school year Pre-K program delivered by a public school. The Pre-K Program also requires school districts to deliver summer Pre-K programs and permits school districts to deliver school-year Pre-K programs. Additionally, the Pre-K Program appropriates State funds to finance the Pre-K programs and provides the method for calculating the funds allocated to each Pre-K program provider. The Pre-K Legislation provides State funding for the Pre-K programs.

The Pre-K Legislation provides State funding for the Pre-K programs. The District has approximately **[**156**]** students in its Pre-K Program.

AD VALOREM TAX PROCEDURES

Property Assessment

No ad valorem taxes may be levied by the State upon real estate or tangible personal property. Such taxes may be levied only by counties, school districts, municipalities and certain special districts. For all purposes, real and personal property valuation is determined as of January 1, each year, by the County appraiser. Except as noted below, all taxable real and tangible personal property must be assessed at 100% of fair market value.

The following uses of real property are generally exempt from ad valorem taxation: religious, educational, charitable, scientific, literary and governmental. In addition, there are special exemptions for widows, hospitals, homesteads, working waterfronts and homes for the aged and disabled veterans. In particular, pursuant to Article VII, Section 6 of the Constitution and Section 196.031, Florida Statutes, the first $25,000 of the assessed valuation of a homestead is exempt from taxation for any person who has title to a residence in such homestead on a permanent basis. Further, agricultural land, non-commercial recreational land, inventory and livestock are assessed at less than 100% of fair market value.

In the November 7, 2006 general election, the voters of Florida approved Amendments 6 and 7 to the State Constitution, which provided for an increase in the homestead (ad valorem tax) exemption to $50,000 from $25,000 for certain low-income seniors effective January 1, 2007 and provided a discount from the amount of ad valorem taxes for certain permanently disabled veterans effective December 7, 2006, respectively. The extent to which these amendments may affect the ad valorem tax collections of the District in future years is not currently known.

Additionally, in the January 29, 2008 special election, the voters of the State also approved an additional homestead exemption for the assessed value of homestead property between $50,000 and $75,000, thus doubling the existing homestead for property with an assessed value equal or greater than $75,000. However, this exemption does not apply to school district taxes.

By voter referendum held on November 2, 1992, Article VII, Section 4 of the Florida Constitution was amended by adding thereto a subsection which, in effect, limits the increases in assessed just value of homestead property to the lesser of (1) three percent of the assessment for the prior year or (2) the percentage change in the Consumer Price Index for all urban consumers, U.S. City Average, all items 1967=100, or successor reports for the preceding calendar year as initially reported by the United States Department of Labor, Bureau of Labor Statistics. Further, the amendment provides that (1) no assessment shall exceed just value, (2) after any change of ownership of homestead property or upon termination of homestead status such property shall be reassessed at just value as of January 1 of the year following the year of sale or change of status, (3) new homestead property shall be assessed at just value as of January 1 of the year following the establishment of the homestead, and (4) changes, additions, reductions or improvements to homestead shall initially be assessed as provided for by general law, and thereafter as provided in the amendment. This amendment is known as the "Save Our Homes" amendment. The effective date of the amendment was January 1, 1995. Studies have been conducted analyzing the effect of this amendment on property values and tax collections in Florida since its effective date. Such studies conclude that while the assessed values of homestead property within the State have been lower due to the amendment, the impact on total property tax revenues for local governments within the State has been small due to growth in the total property tax base and the property tax revenues received with respect to non-homestead property. There is no assurance that such revenues will not be materially adversely affected in the future. See "- Recent Legislative Initiatives and Constitutional Amendments Concerning Ad Valorem Taxes" herein for information concerning recently passed legislation that may affect the Save Our Homes amendment.

Florida law requires that all real and personal property be assessed at its just or fair market value. No ad valorem taxes may be levied by the State upon real estate or tangible personal property. Such taxes may be levied only by counties, school districts,

municipalities and certain special districts. Railroad properties are centrally assessed at the State level.

Real property used for the following purposes is generally exempt from ad valorem taxation: religious, educational, charitable, scientific, literary, and governmental. In addition, there are special exemptions for widows, hospitals, homesteads, and homes for the aged and disabled veterans. Agricultural land, non-commercial recreational land, inventory, and livestock are assessed at less than 100% of fair market value.

Procedure for Property Assessment. The Property Appraiser of Indian River County (the "Property Appraiser") determines property valuation on real and tangible personal property as of January 1 of each year. The Property Appraiser determines the valuation of all real and personal property by July 1 of each year and notifies the County, the District, each municipality, and each other legally constituted special taxing district as to its just valuation, notes the legal adjustments and exemptions and the taxable valuation. The taxable valuation is then used by each taxing body to calculate its ad valorem millage for the budget year. Each taxing body must advertise its budget, stating the proposed millage and hold public hearings on such budgets. Final budgets are determined by each taxing body, and the millage is certified to the Property Appraiser by October 1.

Concurrently, the Property Appraiser notifies each property owner of the proposed valuation and the proposed millage on such property. If the individual property owner believes that his or her property has not been appraised at fair market value, the owner may file a petition with the Clerk of the Property Appraisal Adjustment Board (the "Adjustment Board"). The Adjustment Board consists of members of the County Commission and members of the Board. The Adjustment Board holds public hearings on such petitions and may make adjustments to the valuations made by the Property Appraiser, if such valuations were found not to be fair and at market value. The decision of the Adjustment Board may be appealed to the Circuit Court. The Adjustment Board must certify its decision with regard to all petitions and certify to the Property Appraiser the valuation to be used. These changes are then made to the final tax roll.

In 2011, the Florida Legislature created Section 194.014, Florida Statutes, which requires that taxpayers appealing the assessed value or assigned classification of their property must make a required partial payment of taxes (generally equal to 75% of the ad valorem taxes due, less the applicable statutory discount, if any) with respect to properties that will have a petition pending on or after the delinquency date (normally April 1). The statute further provides that a taxpayer's failure to make the required partial payment before the delinquency date (normally April 1) will result in the denial of the taxpayer's petition.

The Property Appraiser applies the final certified millage of each taxing body to the assessed valuation on each item of real and tangible personal property, and prepares the final tax roll which he certifies to the County Tax Collector by October 1. This permits the printing of tax bills for delivery on November 1 of each year. The tax bills contain all of the overlapping and underlying millages set by the various taxing bodies, so that all ad valorem taxes are collected by the County Tax Collector and distributed to the various taxing bodies.

Procedure for Tax Collection. All real and tangible personal property taxes are due and payable on November 1 of each year or as soon thereafter as the assessment roll is certified and delivered to the County Tax Collector. The Tax Collector mails to each property owner on the assessment roll a notice of taxes levied by the County, the School Board, and other taxing authorities. Taxes may be paid upon receipt of such notice with discounts at the rate of four percent (4%) if paid in the month of November, three percent (3%) if paid in the month of December, two percent (2%) if paid in the month of January, and one percent (1%) if paid in the month of February. Taxes paid during the month of March are without discount. All unpaid taxes on real and tangible personal property become delinquent on April 1 of the year following the year in which taxes were levied. All taxes collected are remitted by the County to the governmental unit levying the taxes. (See "Disposition of Tax Collections".)

Delinquent real property taxes bear interest at the rate of eighteen percent (18%) per year from April 1 until a tax certificate is sold at auction, from which time the interest rate shall be as bid by the buyer of the tax certificate. Delinquent tangible personal property taxes also bear interest at the rate of eighteen percent (18%) per year from April 1 until paid. Delinquent personal property taxes must be advertised within forty-five (45) days after delinquency, and after May 1, the property is subject to warrant, levy, seizure and sale.

Florida law provides that real property tax liens are superior to all other liens and that personal property tax liens are superior to all other liens, except prior United States Internal Revenue Service liens. The Tax Collector advertises once each week for four weeks and sells tax certificates on or before June 1 of each year on all real property with taxes due. Delinquent Tax Certificates not sold at auction revert to the County.

Disposition of Tax Collections

Section 200.001, Florida Statutes, provides, in effect, that county tax millages shall consist of four components: (a) general millage, (b) debt service millage, (c) voted millage, and (d) dependent special district millage. Section 197.0124, Florida Statutes, requires the Tax Collector to distribute taxes collected to each taxing authority four times per month during the first two months after the tax roll comes into its possession and once per month thereafter.

The School District is levying a total millage of **[**8.116**]** mills for Fiscal Year 2013/14. The levy includes 6.016 mills for general operations, 0.60 mills for special referendums and 1.50 mills for capital projects. The following table shows the tax collections of the District for the last five years.

School District of Indian River County, Florida
Tax Collections
For Fiscal Years 2008 - 2013

	2008 Taxes FY 08-09 Audited	2009 Taxes FY 09-10 Audited	2010 Taxes FY 10-11 Audited	2011 Taxes FY 11-12 Audited	2012 Taxes FY-12-13 Unaudited(1)
General Fund	$ 88,841,099	$ 93,743,085	$ 93,341,422	$ 86,569,___	$_____
Debt Service Fund	4,954,263	4,850,280	4,794,074	4,727,___	_____
Capital Outlay Fund	31,012,471	24,274,807	21,816,243	20,509,___	_____
Total Collected	$124,807,833	$122,868,172	$119,951,739	$111,658,594	$_____
% Collected	96.29%	96.24%	96.94%	**[**96.68%**]**	_____

(1) Through June 30, 2013
Source: School District of Indian River County

Assessed Valuation

The following table shows the assessed value and taxable value for operating millages in each of the past ten years. No single taxpayer in the County pays as much as ten percent (10%) of the total ad valorem taxes levied.

School District of Indian River County, Florida
Just and Taxable Value of Taxable Property

Fiscal Year Ended	Real Property Just Value	Personal Property Just Value	Total Just Value(1)	Total Taxable Value	Percent of Total Taxable Value to Total Just Value
2004	$13,534,323,150	$693,374,322	$14,240,720,350	$10,717,793,063	75.3%
2005	15,705,282,117	699,716,008	16,416,179,277	12,222,585,880	74.5
2006	19,253,494,827	712,011,582	19,977,045,580	14,279,412,670	71.5
2007	25,447,211,057	755,187,275	26,214,228,265	17,885,105,074	68.2
2008	25,141,630,059	782,529,196	25,937,926,930	18,620,780,021	74.1
2009	24,122,080,860	739,467,578	24,881,555,781	18,328,611,920	76.0
2010	21,258,018,675	761,011,306	22,034,192,151	16,701,824,363	75.6
2011	17,317,035,896	652,541,286	17,979,055,919	14,044,332,671	78.1
2012	16,567,641,805	631,530,599	17,211,397,637	13,515,321,926	78.5
2013	_____	_____	_____	13,704,636,867	___

(1) Includes Centrally Assessed Property.
Source: Florida Department of Revenue, Florida Property Valuations and Tax Data Book.

Recent Legislative Initiatives and Constitutional Amendments Concerning Ad Valorem Taxes

Constitutional amendments related to ad valorem exemptions. On January 29, 2008, in a special election held in conjunction with Florida's presidential primary, the requisite number of voters approved amendments to the State Constitution exempting certain portions of a property's assessed value from taxation. The following is a brief summary of certain provisions contained in the approved amendments:

1. Provides for an additional exemption for the assessed value of homestead property between $50,000 and $75,000, thus doubling the existing homestead exemption for property with an assessed value equal to or greater than $75,000. **This exemption does not apply to school district taxes.**

2. Permits owners of homestead property to transfer up to $500,000 of their "Save Our Homes" benefit to a new homestead property purchased within two years of the sale of their previous homestead property to which such benefit applied if the just value of the new homestead is greater than or equal to the just value of the prior homestead. If the just value of the new homestead is less than the just value of the prior homestead, then the assessed value of the new homestead property shall equal the just value of the new homestead divided by the just value of the prior homestead multiplied by the assessed value of the prior homestead. The Save Our Homes amendment generally limits annual increases in ad valorem tax assessments for those properties with homestead exemptions to the lesser of three percent (3%) or the annual rate of inflation. See "AD VALOREM TAX PROCEDURES - Property Assessment" herein for information relating to the Save Our Homes assessment cap. **This exemption applies to all taxes, including school district taxes.**

3. Exempts from ad valorem taxation $25,000 of the assessed value of property subject to tangible personal property tax. **This exemption applies to all taxes, including school district taxes.**

4. Limits increases in the assessed value of non-homestead property to 10% per year, subject to certain adjustments. The cap on increases would be in effect for a 10 year period, subject to extension by an affirmative vote of electors. **This limitation does not apply to school district taxes.**

The amendments were effective for the 2008 tax year (2008-2009 Fiscal Year for local governments). While certain members of the Florida Legislature publicly indicated that they would seek to replace the ad valorem revenues lost by school districts with other revenue sources, the Florida Legislature approved significant budget cuts for education during recent sessions. However, the 2013-14 State budget does include an increase in funding for education. See "REVENUES OF THE DISTRICT – State Revenue Sources – State Budget" herein.

From time to time over the last few years, the Save Our Homes assessment cap and portability provision described above have been subject to legal challenge. The plaintiffs in such cases have generally argued that the Save Our Homes assessment cap constitutes an unlawful residency requirement for tax benefits on substantially similar property, in violation of the State Constitution's Equal Protection provisions and the Privileges and Immunities Clause of the Fourteenth Amendment to the United States Constitution and that the portability provision simply extends the unconstitutionality of the tax shelters granted to long-term homeowners by Save Our Homes. The courts in each case have rejected such constitutional arguments and upheld the constitutionality of such provisions. However, there is no assurance that any future challenges to such provisions will not be successful. Any potential impact on the District or its finances as a result of such challenges cannot be ascertained at this time.

Exemption for Deployed Military Personnel. In the November 2010 General Election voters approved a constitutional amendment which provides an additional homestead exemption for deployed military personnel. The exemption equals the percentage of days during the prior calendar year that the military homeowner was deployed outside of the United States in support of military operations designated by the legislature. This constitutional amendment took effect on January 1, 2011.

Other Constitutional Amendments Affecting Ad Valorem Taxation. During the 2011 regular legislative session, the legislature passed Senate Joint Resolution 592 ("SJR 592"). SJR 592 allows totally or partially disabled veterans who were not Florida residents at the time of entering military service to qualify for the combat-related disabled veteran's ad valorem tax discount on homestead property. The amendment is effective January 1, 2013.

During the 2012 regular legislative session, the legislature passed House Joint Resolution 93 ("HJR 93"). HJR 93 allows the State Legislature to provide ad valorem tax relief to the surviving spouse of a veteran who died from service-connected causes while on active duty as a member of the United States Armed Forces and to the surviving spouse of a first responder who died in the line of duty. The amount of tax relief, to be defined by general law, can equal the total amount or a portion of the ad valorem tax otherwise owed on the homestead property. The amendment is effective January 1, 2013.

Also during the 2012 regular legislative session, the legislature passed House Joint Resolution 169 ("HJR 169") allowing the State Legislature by general law to permit counties and municipalities, by ordinance, to grant an additional homestead tax exemption equal to the assessed value of homestead property to certain low income seniors. To be eligible for the additional homestead exemption the county or municipality must have granted the exemption by ordinance; the property must have a just value of less than $250,000; the owner must have title to the property and maintained his or her permanent residence thereon for at least 25 years; the owner must be age 65 years or older; and the owner's annual household income must be less than $27,300. The

additional homestead tax exemption authorized by HJR 169 would not apply to school property taxes.

Each of the above described amendments was approved by the voters on November 6, 2012. At present, the impact of the amendments on the District's finances cannot be accurately ascertained. There can be no assurance that similar or additional legislative or other proposals will not be introduced or enacted in the future that would, or might apply to, or have a material adverse effect upon, the District's finances.

Reduction in Local Option Millage Levy. During the 2008 session, the Florida Legislature amended Section 1011.71(2), Florida Statutes, to reduce the maximum millage rate that school districts may levy for capital outlay and maintenance purposes (referred to in this Official Statement as the Local Option Millage Levy) from 2.0 mills to 1.75 mills commencing in fiscal year 2008-2009. In conjunction with such reduction, the State's Commissioner of Education increased the amount of the required local effort for each school district in the State, which resulted in a shift of the millage (and associated tax revenues) from capital outlay and maintenance purposes to operational purposes.

Further Reduction in Local Option Millage Levy. Section 1011.71, Florida Statutes, was amended in the 2009, 2010 and 2011 legislative sessions to provide for the following: (i) a reduction of the maximum Local Option Millage Levy from 1.75 mills to 1.50 mills; (ii) a waiver of the three-fourths limit on use of proceeds from the Local Option Millage Levy for lease-purchase agreements entered into before June 30, 2009, for the 2009-10 Fiscal Year (however, see "Legislation Waiving 75% Limitation on Use of Local Option Millage Levy" below for information regarding an amendment to this provision); (iii) if the revenue from 1.50 mills is insufficient to make the payments due under a lease-purchase agreement entered into prior to June 30, 2009, or to meet other critical fixed capital outlay needs, authorization for school districts to levy up to 0.25 mills for capital improvement needs in lieu of an equivalent amount of the discretionary mills for operations as provided in the State General Appropriation Act; and (iv) authorization for school boards, by a super majority vote, to levy an optional 0.25 mills for critical capital outlay needs or for critical operating needs. The authorization to levy the millage described in clause (iv) hereof expired on June 30, 2011.

Legislation Waiving 75% Limitation on use of Local Option Millage Levy. During the 2012 regular legislative session, Section 1011.71, Florida Statutes, was further amended to indefinitely allow a waiver of the three-fourths limit on the use of proceeds from the Local Option Millage Levy for lease-purchase agreements entered into before June 30, 2009. Previously, such waiver was only authorized for the 2009-10 Fiscal Year (as described in clause (ii) of the preceding paragraph). Such legislation became effective as of July 1, 2012.

LITIGATION

In the opinion of Brown Garganese Weiss & D'Agresta, P.A., General Counsel to the District, there is no litigation now pending or, to the best of their knowledge, threatened (i) to restrain or enjoin the issuance or sale of the Notes; (ii) questioning or affecting the validity of the Notes, the Resolution or the pledge by the District under the Resolution; or (iii) questioning or affecting the validity of any of the proceedings for the authorization, sale, execution or delivery of the Notes.

The District is involved in certain litigation and disputes incidental to its operations. Upon the basis of information presently available, Brown Garganese Weiss & D'Agresta, P.A., General Counsel believes that there are substantial defenses to such litigation and disputes and that, in any event, ultimate liability in excess of applicable insurance coverage, resulting therefrom, will not materially adversely affect the financial position or results of operations of the District.

NOTEHOLDER'S RISK

The District has prepared an operating budget and set a millage rate it anticipates will be sufficient to pay all expenses incurred in operating the District's schools. Although Florida Statutes require the District to adopt a balanced budget, in the event expenditures exceed the amount budgeted therefore or the delinquency on tax payments exceeds that of previous years, the Notes and/or the interest thereon may not be paid in full at maturity.

In particular, the adequacy of the Pledged Revenues to provide for repayment of the Notes depends upon (1) the ability of taxpayers in Indian River County to pay the ad valorem taxes levied in 2013, (2) the percentage of collection of ad valorem taxes for the 2013/2014 Fiscal Year, (3) the receipt by the District of the federal and State funds upon which it depends, in part, for the funding of its operations for the current year, and (4) the absence of the need for extraordinary, unforeseen expenditures during the 2013/2014 Fiscal Year. These matters are largely dependent upon factors beyond the control of the District, and any adverse developments with respect to these or other factors could affect the ability of the District to pay the principal of and interest on the Notes.

FINANCIAL STATEMENTS

The Comprehensive Annual Financial Report of Indian River County Public Schools, Florida, as of June 30, 2012 and for the year ended, excerpted pages of which are appended hereto as Appendix B as part of this Official Statement have been audited by the Office of the Auditor General of the State of Florida. as set in its report dated December 13, 2012, which report is also appended hereto.

The Annual Financial Report (unaudited) of the School District of Indian River County, Florida for the fiscal year ended June 30, 2013 and for the year ended, is also appended hereto as Appendix C as part of this Official Statement. The figures in such report are not audited and are subject to change during the auditing process.

UNDERWRITING

The Notes are being purchased by _____ (the "Underwriter") at an aggregate purchase price of $_____ (which consists of the par amount of the Notes, plus a note premium of $_____ and less an Underwriter's discount of $_____). The offer of the Underwriter to purchase the Notes provides for purchase of all of the Notes if any are purchased.

The Underwriter may offer to sell the Notes to certain dealers (including dealers depositing the Notes into investment trusts) and others at prices lower than the public offering prices stated on the cover page hereof. The initial public offering prices may be changed from time to time by the Underwriter.

FINANCIAL ADVISOR

The District has retained Ford & Associates, Inc., Tampa, Florida, as financial advisor (the "Financial Advisor") with respect to the issuance and sale of the Notes. The Financial Advisor assisted in matters relating to the planning, structuring, and issuance of the Notes, and has provided additional advice. The Financial Advisor is not obligated to undertake nor has undertaken to make an independent verification or to assume responsibility for the accuracy, completeness or fairness of the information contained in this Official Statement.

NOTE RATING

Moody's Investors Service ("Moody's") has assigned its municipal bond rating of "_____" to the Notes. An explanation of the significance of the ratings may be obtained only from Moody's at the following address: Moody's Investors Service, Inc., 7 World Trade Center, 250 Greenwich Street, 23rd Floor, New York, New York 10007, (212) 553-0501. There is no assurance that the rating will be in effect for any given period of time or that it will not be revised downward, suspended or withdrawn entirely by Moody's if in its judgment, circumstances so warrant. Any such downward revision, suspension or withdrawal of the rating given the Notes may have an adverse effect on the liquidity or market of the Notes.

TAX EXEMPTION

Opinion of Note Counsel

In the opinion of Note Counsel, the form of which is included as APPENDIX E hereto, under existing statutes, regulations, rulings and court decisions, the interest on the Notes is (a) excludable from gross income of the owners thereof and (b) is not a specific item of tax preference for purposes of the federal alternative minimum tax imposed on individuals and corporations. However, interest on the Notes is taken into account in determining adjusted current earnings for purposes of computing the alternative minimum tax imposed on corporations pursuant to the Internal Revenue Code of 1986, as amended (the "Code"). Failure by the School Board to comply subsequent to the issuance of the Notes with certain requirements of the Code regarding the use, expenditure and investment of bond proceeds and the timely payment of certain investment earnings to the Treasury of the United States may cause interest on the Notes to become includable in gross income for federal income tax purposes retroactive to their date of issue. The School Board has covenanted in the Resolution to comply with all provisions of the Code necessary to, among other things, maintain the exclusion from gross income of interest on the Notes for purposes of federal income taxation. In rendering this opinion, Note Counsel has assumed continuing compliance with such covenants.

Internal Revenue Code of 1986

The Code contains a number of provisions that apply to the Notes, including among other things, restrictions relating to the use of investment of the proceeds of the Notes and the payment of certain arbitrage earnings in excess of the "yield" on the Notes to the Treasury of the United States. Noncompliance with such provisions may result in interest on the Notes being included in gross income for federal income tax purposes retroactive to their date of issue.

Financial Institutions

Banks and thrift institutions are generally unable to deduct any portion of the interest expense allocable to purchasing or carrying tax-exempt obligations (except "qualified tax-exempt obligations") if such interest costs are incurred in taxable years ending after December 31, 1986, with respect to bonds after August 7, 1986. An exception is provided for "qualified tax exempt obligations" specifically designated as such by the issuer. The School Board has not designated the Notes as qualified tax-exempt obligations under Section 265(b)(3) of the Code.

Collateral Tax Consequences

Except as described above, Note Counsel will express no opinion regarding the federal income tax consequences resulting from the ownership of, receipt or accrual of interest on, or disposition of, the Notes. Prospective purchasers of Notes should be aware that the ownership of Notes may result in other collateral federal tax consequences. For example, ownership of the Notes may result in collateral tax consequences to various types of corporations relating to (1) the branch profits tax, (2) the environmental tax, and (3) the inclusion of interest on the Notes in passive income for certain Subchapter S corporations. In addition, the interest on the Notes may be included in gross income by recipients of certain Social Security and Railroad Retirement benefits.

PURCHASE, OWNERSHIP, SALE OR DISPOSITION OF THE NOTES AND THE RECEIPT OR ACCRUAL OF THE INTEREST THEREON MAY HAVE ADVERSE FEDERAL TAX CONSEQUENCES FOR CERTAIN INDIVIDUAL AND CORPORATE NOTEHOLDERS, INCLUDING, BUT NOT LIMITED TO, THE CONSEQUENCES DESCRIBED ABOVE. PROSPECTIVE NOTEHOLDERS SHOULD CONSULT WITH THEIR TAX SPECIALISTS FOR INFORMATION IN THAT REGARD.

Other Tax Matters

Interest on the Notes may be subject to state or local income taxation under applicable state or local laws in other jurisdictions. Purchasers of the Notes should consult their own tax advisors as to the income tax status of interest on the Notes in their particular state and local jurisdictions.

During recent years legislative proposals have been introduced in Congress, and in some cases enacted, that altered certain federal tax consequences resulting from the ownership of obligations that are similar to the Notes. In some cases these proposals have contained provisions that altered these consequences on a retroactive basis. Such alterations of federal tax consequences may have affected the market value of obligations similar to the Notes. From time to time, legislative proposals are pending which could have an effect on both the federal tax consequences resulting from ownership of the Notes and their market value. No assurance can be given that additional legislative proposals will not be introduced or enacted that would or might apply to, or have an adverse effect upon, the Notes.

Tax Treatment of Note Premium

The Notes were offered at a price in excess of the principal amount thereof. Under the Code, the excess of the cost basis of a note over the amount payable at maturity or earlier call date is generally characterized as "note premium." For federal income tax purposes, a portion of the note premium on the Notes in each taxable year will reduce the

cost basis of the owner thereof (i.e. be amortized), but may not be deducted. The amount of amortizable note premium attributable to each taxable year is determined on an actuarial basis at a constant interest rate compounded on each interest payment date. Special rules apply in the case of an owner who holds a Note as inventory, stock in trade or for sale to customers in the ordinary course of business.

Owners of Notes should consult their own tax advisors with respect to the precise determination for federal income tax purposes of the annual amount of amortizable note premium, the treatment of such note premium upon the sale or other disposition of Notes and with respect to the state and local tax consequences of owning and disposing of Notes.

LEGAL MATTERS

Certain legal matters in connection with the issuance of the Notes are subject to an approving legal opinion of Nabors, Giblin & Nickerson, P.A., Tampa, Florida, Note Counsel, whose approving opinion (a form of which is attached hereto as APPENDIX E) will be available at the time of delivery of the Notes. The actual legal opinion to be delivered by Note Counsel may vary from that text if necessary to reflect facts and law on the date of delivery. The opinion will speak only as of its date, and subsequent distribution of it by recirculation of this Official Statement or otherwise shall create no implication that Note Counsel has reviewed or expresses any opinion concerning any of the matters referenced in the opinion subsequent to its date. Certain legal matters will be passed on for the School Board by its General Counsel, Brown, Garganese, Weiss & D'Agresta, P.A., Orlando, Florida.

DISCLOSURE REQUIRED BY FLORIDA BLUE SKY REGULATIONS

Section 517.051, Florida Statutes, and the regulations promulgated thereunder require that the District make a full and fair disclosure of any bonds or other debt obligations of such entity that have been in default as to principal or interest at any time after December 31, 1975, as provided by rule of the Florida Department of Banking and Finance (the "Department"). Pursuant to Rule 69W-400.003, Florida Administrative Code, the Department has required the disclosure of the amounts and types of defaults, any legal proceedings resulting from such defaults, whether a trustee or receiver has been appointed over the assets of the District, and certain additional financial information, unless the District believes in good faith that such information would not be considered material by a reasonable investor. The District is not and has not been in default on any bond issued since December 31, 1975 which would be considered material by a reasonable investor.

CONTINGENT FEES

The School Board has retained Note Counsel and the Financial Advisor, with respect to the authorization, sale, execution and delivery of the Notes. Payment of each fee of such professionals is each contingent upon the issuance of the Notes.

FORWARD LOOKING STATEMENTS

This Official Statement contains certain "forward-looking statements" concerning the School Board's or the District's operations, performance and financial condition, including its future economic performance, plans and objectives and the likelihood of success in developing and expanding. These statements are based upon a number of assumptions and estimates which are subject to significant uncertainties, many of which are beyond the control of the School Board or District. The words "may," "would," "could," "will," "expect," "anticipate," "believe," "intend," "plan," "estimate" and similar expressions are meant to identify these forward-looking statements. Actual results may differ materially from those expressed or implied by these forward-looking statements.

CONTINUING DISCLOSURE

The District has covenanted for the benefit of the Noteholders to provide notices of the occurrence of certain enumerated material events. Such covenant shall only apply so long as the Notes remain outstanding under the Resolution. The covenant shall also cease upon the termination of the continuing disclosure requirements of S.E.C. Rule 15c2-12(b)(5) (the "Rule") by legislative, judicial or administration action. The notices of material events will be filed by the District with the Municipal Securities Rulemaking Board (the "MSRB") via its Electronic Municipal Market Access System described in the Form of the Continuing Disclosure Certificate attached hereto as APPENDIX F. The specific nature of the notices of material events are described in "APPENDIX F - Form of Continuing Disclosure Certificate," which shall be executed by the District at the time of issuance of the Notes. These covenants have been made in order to assist the Underwriter in complying with the Rule. Because the Notes mature in less than 18 months, the District is not required to provide any other information other than notices of material events pursuant to the Rule. **[**In the past five years, the District has not failed to comply with any prior undertakings pursuant to the Rule.**]**

MISCELLANEOUS

The information contained above is subject to change without notice and no implication is to be derived therefrom or from the sale of the Notes that there has been no change in the affairs of the District from the date hereof.

The Official Statement is submitted in connection with the sale of the securities referred to herein and may not be reproduced or used, as a whole or in part, for any other purpose. Any statements in this Official Statement involving matters of opinion, whether or not expressly so stated are intended as such and not as representations of fact. This Official Statement is not to be construed as a contract or agreement between the District and the purchasers or the holders of any of the Notes.

Further information regarding the District is available upon request from Mr. Carter Morrison, Assistant Superintendent for Finance/Operations, 1990 25th Street, Vero Beach, Florida 32960, (772) 564-3180; and/or Mr. Jerry Ford, Ford & Associates, Inc., 109 South MacDill Avenue, Tampa, Florida 33609-3128, (813) 874-6621, Financial Advisor to the District.

CERTIFICATE CONCERNING THIS OFFICIAL STATEMENT

Concurrently with the delivery of the Notes, the Chairman of the School Board and the Superintendent will furnish a certificate to the effect that, to the best of their knowledge, this Official Statement (except for the information under the caption "BOOK-ENTRY SYSTEM ONLY" as to which no opinion will be expressed), as of the date of delivery of the Notes, does not contain any untrue statement of a material fact and does not omit to state a material fact which should be included therein for the purpose for which the Official Statement is to be used, or which is necessary in order to make the statements contained therein, in the light of the circumstances for which they were made, not misleading.

SCHOOL DISTRICT OF INDIAN RIVER COUNTY, FLORIDA

By: _____
Chairman

By: _____
Superintendent

APPENDIX A

GENERAL INFORMATION REGARDING INDIAN RIVER COUNTY, FLORIDA

APPENDIX B

EXCERPTED PAGES FROM THE COMPREHENSIVE ANNUAL FINANCIAL REPORT OF THE SCHOOL DISTRICT OF INDIAN RIVER COUNTY, FLORIDA FOR THE FISCAL ENDED JUNE 30, 2012

APPENDIX C

EXCERPTED PAGES FROM THE ANNUAL FINANCIAL REPORT (UNAUDITED) OF THE SCHOOL DISTRICT OF INDIAN RIVER COUNTY, FLORIDA FOR THE FISCAL ENDED JUNE 30, 2013

APPENDIX D

FORM OF RESOLUTION

APPENDIX E

FORM OF LEGAL OPINION

APPENDIX F

FORM OF CONTINUING DISCLOSURE CERTIFICATE

CONTINUING DISCLOSURE CERTIFICATE

This Continuing Disclosure Certificate (the "Disclosure Certificate") is executed and delivered by the School District of Indian River County, Florida (the "Issuer") in connection with the issuance of its $10,000,000 Tax Anticipation Notes, Series 2013 (the "Notes"). The Notes are being issued pursuant to Resolution No. 2014-07 adopted by The School Board of Indian River County, Florida, as governing body of the Issuer, on September 24, 2013 (the "Resolution"). The Issuer covenants and agrees as follows:

SECTION 1. PURPOSE OF DISCLOSURE CERTIFICATE. This Disclosure Certificate is being executed and delivered by the Issuer for the benefit of the Noteholders and in order to assist the original underwriters of the Notes in complying with Rule 15c2-12(b)(5) promulgated by the Securities and Exchange Commission ("SEC") pursuant to the Securities Exchange Act of 1934, as the same may be amended from time to time (the "Rule").

SECTION 2. REPORTING SIGNIFICANT EVENTS. The Issuer shall provide to the Municipal Securities Rulemaking Board (the "MSRB") and to any State Information Depository that is created in the State of Florida and with which the Issuer is legally required to file the information set forth herein (the "SID"), if any, on a timely basis not in excess of ten (10) business days after the occurrence of the event, notice of any of the following events, if such event is material with respect to the Notes or the Issuer's ability to satisfy its payment obligations with respect to the Notes; provided, however, to the extent the Issuer has provided notice of any such event to a dissemination agent pursuant to any other undertaking executed by the Issuer in accordance with the Rule, the Issuer's obligations as set forth in this Section 2 shall be deemed to be satisfied:

(A) Principal and interest payment delinquencies;

(B) Non-payment related defaults;

(C) Unscheduled draws on debt service reserves reflecting financial difficulties;

(D) Unscheduled draws on credit enhancement reflecting financial difficulties;

(E) Substitution of credit or liquidity providers, or their failure to perform;

(F) Adverse tax opinions, the issuance by the Internal Revenue Service of proposed or final determinations of taxability, Notices of Proposed Issue or other material notices or determinations with respect to the tax status of the Notes, or other material or events affecting the tax status of the Notes;

(G) Modifications to rights of Noteholders;

(H) Calls on the Notes;

(I) Tender offers with respect to the Notes;

(J) Defeasance of the Notes;

(K) Release, substitution, or sale of property securing repayment of the Notes;

(L) Rating changes;

(M) Bankruptcy, insolvency, receivership or similar event of the Issuer (this event is considered to occur when any of the following occur: the appointment of a receiver, fiscal agent or similar officer for the Issuer in a proceeding under the U.S. Bankruptcy Code or in any other proceeding under state or federal law in which a court or governmental authority has assumed jurisdiction over substantially all of the assets or business of the Issuer, or if such jurisdiction has been assumed by leaving the existing governing body and officials or officers in possession but subject to the supervision and orders of a court or governmental authority, or the entry of an order confirming a plan of reorganization, arrangement or liquidation by a court or governmental authority having supervision or jurisdiction over substantially all of the assets or business of the Issuer);

(N) The consummation of a merger, consolidation, or acquisition involving the Issuer or the sale of all or substantially all of the assets of the Issuer, other than in the ordinary course of business, the entry into a definitive agreement to undertake such an action or the termination of a definitive agreement relating to any such actions, other than pursuant to its terms; and

(O) Appointment of a successor or additional trustee or the change of name of a trustee.

The Issuer may from time to time, in its discretion, choose to provide notice of the occurrence of certain other events, in addition to those listed in this Section 2, if, in the judgment of the Issuer, such other events are material with respect to the Notes, but the Issuer does not specifically undertake to commit to provide any such additional notice of the occurrence of any material event except those events listed above.

Whenever the Issuer obtains knowledge of the occurrence of a significant event described in this Section 2, the Issuer shall as soon as possible determine if such event would be material under applicable federal securities law to holders of Notes, provided, that any event under clauses (A), (C), (D), (E), (F), (I), (J), (L) or (M) above will always be deemed to be material.

SECTION 3. SUBMISSION OF INFORMATION TO THE MSRB. The information required to be disclosed pursuant to Sections 2 of this Disclosure Certificate shall be submitted to the MSRB through its Electronic Municipal Market

Access system ("EMMA"). Subject to future changes in submission rules and regulations, such submissions shall be provided to the MSRB, through EMMA, in portable document format ("PDF") files configured to permit documents to be saved, viewed, printed and retransmitted by electronic means. Such PDF files shall be word-searchable (allowing the user to search for specific terms used within the document through a search or find function available in a software package).

Subject to future changes in submission rules and regulations, at the time that such information is submitted through EMMA, the Issuer, or any dissemination agent engaged by the Issuer pursuant to Section 6 hereof, shall also provide to the MSRB information necessary to accurately identify:

(A) the category of information being provided;

(B) the period covered by the CAFR and any additional financial information and operating data being provided;

(C) the issues or specific securities to which such submission is related or otherwise material (including CUSIP number, issuer name, state, issue description/securities name, dated date, maturity date, and/or coupon rate);

(D) the name of any Obligated Person other than the Issuer;

(E) the name and date of the document being submitted; and

(F) contact information for the submitter.

SECTION 4. NO EVENT OF DEFAULT. Notwithstanding any other provision in the Resolution to the contrary, failure of the Issuer to comply with the provisions of this Disclosure Certificate shall not be considered an event of default under the Resolution; provided, however, to the extent allowable by law, any Noteholder may take such actions as may be necessary and appropriate, including pursuing an action for mandamus or specific performance, as applicable, by court order, to cause the Issuer to comply with its obligations hereunder. For purposes of this Disclosure Certificate, "Noteholder" shall mean any person who (A) has the power, directly or indirectly, to vote or consent with respect to, or to dispose of ownership of, any Notes (including persons holding Notes through nominees, depositories or other intermediaries), or (B) is treated as the owner of any Note for federal income tax purposes.

SECTION 5. INCORPORATION BY REFERENCE. Any or all of the information required herein to be disclosed may be incorporated by reference from other documents, including official statements or debt issues of the Issuer or related public entities, which have been submitted to the MSRB or the SEC. If the document incorporated by reference is a final official statement, it must be available from the MSRB. The Issuer shall clearly identify each document incorporated by reference.

SECTION 6. DISSEMINATION AGENTS. The Issuer may, from time to time, appoint or engage a dissemination agent to assist it in carrying out its obligations under this Disclosure Certificate, and may discharge any such agent, with or without appointing a successor disseminating agent.

SECTION 7. TERMINATION. The Issuer's obligations under this Disclosure Certificate shall terminate upon (A) the defeasance or payment in full of all of the Notes, or (B) the termination of the continuing disclosure requirements of the Rule by legislative, judicial or administrative action.

SECTION 8. AMENDMENTS. Notwithstanding any other provision of this Disclosure Certificate, the Issuer may amend this Disclosure Certificate, and any provision may be waived, if such amendment or waiver is supported by an opinion of counsel familiar in federal securities laws, to the effect that such amendment or waiver would not, in and of itself, cause the undertakings herein to violate the Rule if such amendment or waiver had been effective on the date hereof but taking into account any subsequent change in or official interpretation of the Rule.

SECTION 9. ADDITIONAL INFORMATION. Nothing in this Disclosure Certificate shall be deemed to prevent the Issuer from disseminating any other information, using the means of dissemination set forth in this Disclosure Certificate or any other means of communication, or including any notices of the occurrence of significant events other than those events set forth in Section 2, in addition to that which is required by this Disclosure Certificate. If the Issuer chooses to provide notice of the occurrence of a significant event in addition to that which is specifically required by this Disclosure Certificate, the Issuer shall have no obligation under this Disclosure Certificate to update such information or include it in its future annual information or notice of occurrence of a significant event.

SECTION 10. OBLIGATED PERSONS. If any person, other than the Issuer, becomes an Obligated Person (as defined in the Rule) relating to the Notes, the Issuer shall use its best efforts to require such Obligated Person to comply with all provisions of the Rule applicable to such Obligated Person.

_____, 2013

SCHOOL DISTRICT OF INDIAN RIVER COUNTY, FLORIDA

By: _____
Superintendent

Return completed form to:
Department of Education
Office of Funding and Financial Reporting
325 W. Gaines St., Room 824
Tallahassee, Florida 32399-0400

FLORIDA DEPARTMENT OF EDUCATION
SUPERINTENDENT'S ANNUAL FINANCIAL REPORT (ESE 145)
DISTRICT SCHOOL BOARD OF INDIAN RIVER COUNTY
For the Fiscal Year Ended June 30, 2013

CONTENTS:

		PAGE NUMBER Minimum Reporting	PAGE NUMBER CAFR
Exhibit A-1	Management's Discussion and Analysis	1	1
Exhibit B-1	Statement of Net Position	2	2
Exhibit B-2	Statement of Activities	3	3
Exhibit C-1	Balance Sheet – Governmental Funds	4	4
Exhibit C-2	Reconciliation of the Governmental Funds Balance Sheet to the Government-wide Statement of Net Position	5	5
Exhibit C-3	Statement of Revenues, Expenditures, and Changes in Fund Balances – Governmental Funds	6	6
Exhibit C-4	Reconciliation of the Statement of Revenues, Expenditures, and Changes in Fund Balances of Governmental Funds to the Government-wide Statement of Activities	7	7
Exhibit C-5	Statement of Net Position – Proprietary Funds	8	8
Exhibit C-6	Statement of Revenues, Expenses, and Changes in Fund Net Position – Proprietary Funds	9	9
Exhibit C-7	Statement of Cash Flows – Proprietary Funds	10	10
Exhibit C-8	Statement of Fiduciary Net Position	11	11
Exhibit C-9	Statement of Changes in Fiduciary Net Position	12	12
Exhibit C-10	Combining Statement of Net Position – Major and Nonmajor Component Units	13	13
Exhibit C-11a-d	Combining Statement of Activities – Major and Nonmajor Component Units	14-17	14-17
Exhibit D-1	Notes to Financial Statements	18	18
Exhibit D-2	Schedule of Funding Progress	19-20	19-20
Exhibit E-1	Schedule of Revenues, Expenditures, and Changes in Fund Balances – Budget and Actual – General Fund	21	21
Exhibit E-2a-d	Schedule of Revenues, Expenditures, and Changes in Fund Balances – Budget and Actual – Major Special Revenue Funds	22-25	22-25
Exhibit F-1a-d	Combining Balance Sheet – Nonmajor Governmental Funds		26-29
Exhibit F-2a-d	Combining Statement of Revenues, Expenditures, and Changes in Fund Balances – Nonmajor Governmental Funds		30-33
Exhibit G-1	Schedule of Revenues, Expenditures, and Changes in Fund Balances – Budget and Actual – Nonmajor Special Revenue Funds		34
Exhibit G-2	Schedule of Revenues, Expenditures, and Changes in Fund Balances – Budget and Actual – Debt Service Funds		35
Exhibit G-3	Schedule of Revenues, Expenditures, and Changes in Fund Balances – Budget and Actual – Capital Projects Funds		36
Exhibit G-4	Schedule of Revenues, Expenditures, and Changes in Fund Balances – Budget and Actual – Permanent Fund		37
Exhibit H-1	Combining Statement of Net Position – Nonmajor Enterprise Funds		38
Exhibit H-2	Combining Statement of Revenues, Expenses, and Changes in Fund Net Position – Nonmajor Enterprise Funds		39
Exhibit H-3	Combining Statement of Cash Flows – Nonmajor Enterprise Funds		40
Exhibit H-4	Combining Statement of Net Position – Internal Service Funds		41
Exhibit H-5	Combining Statement of Revenues, Expenses, and Changes in Fund Net Position – Internal Service Funds		42
Exhibit H-6	Combining Statement of Cash Flows – Internal Service Funds		43
Exhibit I-1	Combining Statement of Fiduciary Net Position – Investment Trust Funds		44
Exhibit I-2	Combining Statement of Changes in Net Position – Investment Trust Funds		45
Exhibit I-3	Combining Statement of Fiduciary Net Position – Private-Purpose Trust Funds		46
Exhibit I-4	Combining Statement of Changes In Net Position – Private-Purpose Trust Funds		47
Exhibit I-5	Combining Statement of Fiduciary Net Position – Pension Trust Funds		48
Exhibit I-6	Combining Statement of Changes In Net Position – Pension Trust Funds		49
Exhibit I-7	Combining Statement of Fiduciary Assets and Liabilities – Agency Funds		50
Exhibit I-8a-d	Combining Statement of Changes in Assets and Liabilities – Agency Funds		51-54
Exhibit J-1	Combining Statement of Net Position – Nonmajor Component Units		55
Exhibit J-2a-d	Combining Statement of Activities – Nonmajor Component Units		56-59

The Superintendent's Annual Financial Report (ESE 145) for the fiscal year ended June 30, 2013, was submitted in accordance with Rule 6A-1.0071, F.A.C. (Section 1001.51(12)(b), F.S.). This revised report was approved by the school board on September 24, 2013.

District Superintendent's Signature

September 24, 2013
Date

Management's Discussion and Analysis

This section of the School Board of Indian River County, Florida's (the District) Annual Financial Report represents our discussion and analysis of the financial performance of the District for the fiscal year ended June 30, 2013. This information should be read in conjunction with the financial statements included in this report.

Financial Highlights

- The assets of the District exceed its liabilities at June 30, 2013, by $241 million. Of this amount, $209 million represents investments in capital assets (net of related debt), and $32 million represents restricted and unrestricted net position of $38 million and negative $6 million, respectively.
- The District's total net position decreased by $3.4 million or 1.4 percent.
- Program revenues account for $12.6 million or 7.3 percent of total revenues, and general revenues account for $158.7 million or 92.7 percent.
- The governmental funds report combined fund balances of $57.8 million, a decrease of $5.4 million in comparison to the prior fiscal year.
- At the end of the fiscal year, assigned plus unassigned fund balance for the General Fund was $12.0 million, or 9.6 percent of General Fund revenues.

Overview of the Financial Statements

This discussion and analysis, in conjunction with the financial statements, is intended to serve as an introduction to the District's basic financial statements. The statements are organized in such a manner that the reader can understand the District as a whole, and then proceed to provide an increasingly detailed look at specific financial activities. The basic financial statements consist of the following components: 1) government-wide financial statements, 2) fund financial statements, and 3) notes to the basic financial statements.

Reporting the District as a Whole

The Statement of Net Position and Statement of Activities

One of the most important questions asked about the District's finances is, "Is the District better off or worse off as a result of the year's activities?" The Statement of Net Position and the Statement of Activities report information about the District as a whole and about its activities in the manner that helps answer this question. These statements include all assets and liabilities using the accrual basis of accounting similar to the accounting used in the private sector. All of the current year's revenues and expenses are taken into consideration regardless of when cash is received or paid.

These two statements report the District's net position and changes in them. The change in net position provides the reader a tool to assist in determining whether the District's financial health is improving or deteriorating. The reader will need to consider other nonfinancial factors such as property tax base, current property tax laws, student enrollment growth, and facility conditions in arriving at their conclusion regarding the overall financial well-being of the District.

The government-wide financial statements present the District's activities in three categories:

- Governmental activities – This represents most of the District's services, including its educational programs: basic, vocational, adult and exceptional education. Support functions such as transportation and administration are also included. Local property taxes and the State's class size reduction and education finance programs provide most of the resources that support these activities.

- Business-type activities – The District charges fees to cover the cost of certain services it provides. These activities are for its Extended Day Care Program.

- Component units – The District presents five separate legal entities that operate as charter schools as discussed in the notes to the basic financial statements. Although these are legally separate organizations, the component units' activities are included in the financial statements since they meet the criteria for inclusion provided by generally accepted accounting principles. Financial information for these component units is reported separately from the financial information presented for the primary government. The Indian River County School Board Leasing Corporation, although a legally separate entity, was formed to facilitate financing for the acquisition of facilities and equipment for the District. Due to the substantive economic relationship between the District and the leasing corporation, the leasing corporation has been included as an integral part of the District.

Reporting the District's Most Significant Funds

Fund Financial Statements
The fund financial statements provide detailed information about the most significant funds, not the District as a whole. Some funds are required to be established by State statute, while many other funds are established by the District to help manage money for particular purposes and demonstrate compliance with various grant provisions. The District's three types of funds: governmental, proprietary, and fiduciary, use different accounting approaches as further described in the notes to the financial statements.

Governmental Funds
Most of the District's activities are reported in governmental funds, which focus on how money flows into and out of those funds and the balances left at year-end available for spending in future periods. These funds are reported using an accounting method called modified accrual accounting, which measures cash and other financial assets that can readily be converted to cash. The governmental fund statements provide a detailed short-term view of the District's general government operations and the basic services it provides. Governmental fund information helps the reader determine whether there are more or less financial resources available to spend in the near future to finance the District's programs. The relationship (or differences) between governmental

activities (reported in the Statement of Net Position and the Statement of Activities) and governmental funds is reconciled in the basic financial statements.

The District has several governmental fund types: the General Fund, the debt service funds, the special revenue funds (including the School Food Services Program), and the capital projects Funds. Within these funds, the District maintains 13 individual funds. Of those funds, the General Fund, Special Revenue – Federal Economic Stimulus Fund, Debt Service – Other Fund, Debt Service – American Recovery and Reinvestment Act (ARRA) Fund, Capital Projects – Local Capital Improvement Fund, Capital Projects – Other Fund, and Capital Projects – American Recovery and Reinvestment Act (ARRA) Fund are considered to be major funds.

Proprietary Funds
Services for which the District charges a fee are generally reported in the proprietary funds. Proprietary funds use the accrual basis of accounting, the same as on the entity-wide statements. Two types of proprietary funds are maintained:

- Enterprise funds are used to report the same functions as business-type activities in the government-wide financial statements. The District uses the enterprise fund to account for its Extended Day Care program.

- Internal service funds are used to report activities that provide goods or services to support the District's other programs and functions through user fees. The District uses internal service funds to account for the self-insurance program activities, as well as the resources of the East Central Florida Management Training Institute, for which the District serves as fiscal agent. Since these services predominately benefit governmental functions rather than business-type functions, the internal service fund has been included within the governmental activities in the government-wide financial statements.

Fiduciary Funds
Fiduciary funds are used to report assets held in a trustee or fiduciary capacity for the benefit of external parties, such as student activity funds. Fiduciary funds are not reflected in the government-wide statements because the resources are not available to support the District's own programs. In its fiduciary capacity, the District is responsible for ensuring that the assets reported in these funds are used only for their intended purposes.

The District uses private-purpose trust funds to account for scholarship funds established by private donors.

The District uses agency funds to account for resources held for student activities and groups.

Notes to the Basic Financial Statements
The notes to the financial statements contain additional information, which is essential to fully understand data provided within the government-wide and fund financial statements.

Other Information
In addition to the basic financial statements and accompanying notes, this report also presents certain required supplementary information showing historical trend information about the funded status of the District's postemployment benefits plan. The required supplementary information can be found immediately following the notes to the basic financial statements. The combining

statements of the nonmajor governmental funds as well as the internal service funds are presented immediately following the required supplementary information on the postemployment benefits plan.

Government-wide Financial Analysis

The School Board of Indian River County, Florida
Condensed Statement of Net Position and Net Assets
June 30, 2013 and 2012
(amounts expressed in thousands)

	Governmental Activities		Business-type Activities		Total	
	2013	2012	2013	2012	2013	2012
Current and other assets	$ 82,730	$ 91,793	$ 639	$ 574	$ 83,369	$ 92,367
Capital assets, net	330,555	334,695		-	330,555	334,695
Total assets	413,285	426,488	639	574	413,924	427,062
Current and other liabilities	17,658	18,489	22	26	17,680	18,515
Long-term liabilities	154,929	163,837	51	28	154,980	163,865
Total liabilities	172,587	182,326	73	54	172,660	182,380
Net position / net assets:						
Invested in capital assets, net of related debt	209,060	212,594	-	-	209,060	212,594
Restricted	37,900	33,743	-	-	37,900	33,743
Unrestricted (Deficit)	(6,262)	(2,175)	566	520	(5,696)	(1,655)
Total net position / net assets	$ 240,698	$ 244,162	$ 566	$ 520	$ 241,264	$ 244,682

As noted earlier, net position may serve over time as a useful indicator of a government's financial position. In the case of the District, assets exceeded liabilities by $241 million at the end of the fiscal year. The largest portion of the District's net position, $209 million (86.7 percent), reflects its investment in capital assets less any related debt used to acquire those assets that is still outstanding.

The District uses capital assets to provide services; consequently, these assets are not available for future spending. Although the District's investment in its capital assets is reported net of related debt, it should be noted that the resources needed to repay this debt must be provided from other sources, since the capital assets themselves cannot be used to liquidate these liabilities.

An additional portion of the District's net position, $37.9 million, represents resources subject to after external restrictions on how they may be used. The remaining balance of net position ($20.5 million after exclusion of $8.9 million in compensated absences payable and $17.3 million in other postemployment benefits obligations) is unrestricted and may be used to meet the government's ongoing obligations to its citizens and creditors. Restricted net position has increased $4.1 million from June 30, 2012, to June 30, 2013.

The School Board of Indian River County, Florida
Condensed Statement of Activities and Changes in Net Position / Net Assets
June 30, 2013 and 2012
(amounts expressed in thousands)

	Governmental Activities		Business-type Activities		Total	
	2013	2012	2013	2012	2013	2012
Revenues:						
Program revenues:						
Charges for services	$ 2,635	$ 3,051	$ 708	$ 767	$ 3,343	$ 3,818
Operating grants and contributions	6,354	6,331		-	6,354	6,331
Capital grants and contributions	2,853	2,212		-	2,853	2,212
General revenues:						
Property taxes, levied for operational purposes	83,819	86,569		-	83,819	86,569
Property taxes, levied for debt service	5,083	4,727		-	5,083	4,727
Property taxes, levied for capital projects	19,583	20,509		-	19,583	20,509
Grants and contributions, non-restricted	46,748	41,342		-	46,748	41,342
Miscellaneous	2,432	2,330		-	2,432	2,330
Unrestricted investment earnings	1,063	931	1	1	1,064	932
Total revenue	170,570	168,002	709	768	171,279	168,770
Expenses:						
Instruction	93,379	93,440	-	-	93,379	93,440
Pupil personnel services	4,604	4,714	-	-	4,604	4,714
Instructional media services	2,079	2,048	-	-	2,079	2,048
Instruction and curriculum development services	5,351	4,569	-	-	5,351	4,569
Instructional staff training services	1,970	2,226	-	-	1,970	2,226
Instruction related technology	941	1,375	-	-	941	1,375
School Board	797	835	-	-	797	835
General administration	1,030	922	-	-	1,030	922
School administration	8,632	7,875	-	-	8,632	7,875
Facility services - non-capitalized	6,775	5,785	-	-	6,775	5,785
Fiscal services	1,586	1,220	-	-	1,586	1,220
Food services	8,725	9,257	-	-	8,725	9,257
Central services	2,167	2,154	-	-	2,167	2,154
Pupil transportation services	6,425	6,361	-	-	6,425	6,361
Operation of plant	13,418	13,080	-	-	13,418	13,080
Maintenance of plant	3,455	3,218	-	-	3,455	3,218
Administrative technology services	2,357	2,042	-	-	2,357	2,042
Community services	250	255	-	-	250	255
Unallocated interest on long-term debt	8,002	7,344	-	-	8,002	7,344
Loss on Disposal of Assets	2,091	2,367	-	-	2,091	2,367
Extended Day Program		-	663	649	663	649
Total expenses	174,034	171,087	663	649	174,697	171,736
Change in net position / net assets	(3,464)	(3,085)	46	119	(3,418)	(2,966)
Net assets, beginning	244,162	247,247	520	401	244,682	247,648
Adjustment to Beginning Assets	-	-	-	-	-	-
Net position, ending	$ 240,698	$ 244,162	$ 566	$ 520	$ 241,264	$ 244,682

Governmental Activities
Governmental activities decreased the District's net position by $3.5 million for the fiscal year ended June 30, 2013. Key components of this decrease are as follows:

- Unrestricted grants and contributions increased by $5.4 million due to an increase in State of Florida's Florida Education Finance Program of $ $5.4 million.
- Governmental activities expenses increased from the prior fiscal year by $2.9 million, due, in part, to the acquisition of the Adult Education Program of $1.2 million, Board approved restoration of salaries made to non-bargaining groups in prior years of $600 thousand and restoration of Assistant Principals at Magnet Schools of $300 thousand.
- Property taxes levied for operational purposes decreased by $2.8 million, primarily as a result of a decrease in the taxable assessed value of taxable property of 3.2 percent over the previous fiscal year.

Business-Type Activities
The Extended Day Program business-type activities increased the District's net position by $46 thousand for the fiscal year ended June 30, 2013. Charges for services and other income totaled $709 thousand, while Extended Day Program expenses totaled $663 thousand.

Financial Analysis of the District's Funds

The District's governmental funds reported a combined fund balance of $57.8 million, which is a decrease of $5.4 million over last year's total of $63.2 million. The following schedule indicates the fund balance and the total change in fund balance by major fund versus other governmental funds as reported in the basic financial statements for the fiscal years ended June 30, 2013, and 2012.

Fund Balance (in thousands)	2013	2012	Increase (Decrease)	Percentage Change
General Fund	$ 16,962	$ 16,288	$ 674	4.1%
Debt Service Funds				
Other	673	24	649	2704.2%
ARRA	2,945	1,481	1,464	98.9%
Capital Projects Funds:				
Local Capital Improvement	20,748	21,518	(770)	(3.6)%
Other	8,176	9,928	(1,752)	(17.6)%
ARRA	5,029	10,894	(5,865)	(53.8)%
Other Governmental Funds	3,284	3,110	174	5.6%
Total	$ 57,817	$ 63,243	$ (5,426)	(8.6)%

General Fund

The District's General Fund balance increased by $674 thousand. The tables that follow illustrate the financial activities and balance of the General Fund.

Revenues (in thousands)	2013	2012	Increase (Decrease)	Percentage Change
Taxes	$ 83,819	$ 86,569	$ (2,750)	(3.2)%
Investment earnings	401	379	22	5.8%
State revenues	36,054	30,329	5,725	18.9%
Other revenues	3,958	3,763	195	5.2%
Other financing sources	1,544	4,450	(2,906)	(65.3)%
Total	$ 125,776	$ 125,490	$ 286	0.2%

Property tax revenue decreased by $2.8 million primarily due to the increase in the millage rates of approximately .83 percent as set by the Legislature, relative to the decline in taxable assessed valuations of 3.77 percent.

Investment earnings increased from the prior year due in part to recovery of prior loss to cost on State Board of Administration Pool B Fund investments.

State revenue increased by $5.7 million for the fiscal year ended June 30, 2013. This is primarily due to the increase in FEFP funding compared to the fiscal year ended June 30, 2012.

The decrease in other financing sources of $2.9 million is primarily due to the District's decision to forego a transfer from the Local Capital Improvement Fund to cover the expenditures in the Maintenance and Facilities departments.

As the table below illustrates, the largest portions of General Fund expenditures are for salaries and fringe benefits. The District is a service entity and as such is labor intensive.

Expenditures by Object (in thousands)	2013	2012	Increase (Decrease)	Percentage Change
Salaries	$ 75,777	$ 76,104	$ (327)	(0.4)%
Employee benefits	17,203	17,436	(233)	(1.3)%
Purchased services	19,288	18,357	931	5.1%
Energy services	5,695	5,621	74	1.3%
Materials & supplies	3,754	3,702	52	1.4%
Capital outlay	778	375	403	107.5%
Other	2,606	2,179	427	19.6%
Total	$ 125,101	$ 123,774	$ 1,327	1.1%



Expenditures increased $1.3 million, or 1.1 percent from the prior fiscal year.

Purchased Services expenditures increased $931 thousand or 5.1 percent primarily due to the increase in state and local funding passed through to charter schools as a result of increased enrollment.

Energy Services expenditures increased over the prior year by $74 thousand or 1.3 percent primarily due to the increased vehicle fuel costs.

Capital outlay increased by $403 thousand or 107.5 percent due to the acquisition of facilities for the expansion of Adult Education.

Special Revenue – Federal Economic Stimulus Fund
The Special Revenue – Federal Economic Stimulus Fund does not report fund balance because revenues are reported to the extent of expenditures. Revenues and expenditures decreased by $615 thousand each from the previous fiscal year. This decrease was due to a decrease in the Federal economic Stimulus Program except for the Race to the Top grants, which are scheduled to continue until the 2013-2014 fiscal year.

Debt Service - Other Fund
The Debt Service – Other Fund maintains a small fund balance, all of which is reserved for payment of debt service expenditures.

Debt Service – ARRA Fund
The Debt Service – ARRA Fund has a total fund balance of $2.9 million, which is restricted for the payment of debt service on Certificates of Participation, Series 2010 Qualified School Construction Bonds (QSCB) issued on December 17, 2010. This increase from the prior year represents the annual deposit into and interest earned on the sinking fund held by the Trustee.

Capital Projects – Local Capital Improvement Fund
The fund balance of the Capital Projects – Local Capital Improvement Fund decreased by $770 thousand, or 3.6 percent during the fiscal year. This was due to lower taxable assessed valuations for property tax revenue, and spend down of projects in expenditures. Fund balance totaled $20.7 million; of this amount, $ 7.3 million has been encumbered for specific projects.

Capital Projects – Other Fund
The fund balance of the Capital Projects – Other Fund decreased by $1.8 million, or 17.6 percent during the fiscal year. It should be noted that $4.2 million of the $8.1 million of fund balance has been encumbered for specific purposes.

Capital Projects – ARRA Fund
The fund balance of the Capital Projects – ARRA Fund decreased by $5.9 million, or 53.8 percent. The fund balance is restricted for specific capital projects funded from the Series 2010 QSCB. The District spent $3.7 million of these funds during the fiscal year on the Vero Beach Elementary Replacement project and $1.4 million on the Fellsmere Elementary classroom addition, and $751 on the Treasure Coast Elementary classroom addition. It should be noted that $3.3 million of the $5.0 million of fund balance has been encumbered for specific projects.

Other Governmental Funds
The fund balance of the Other Governmental Funds increased by $174 thousand or 5.6 percent.

General Fund Budget Information

The District's budget is prepared in accordance with Florida Statutes and is based on the modified accrual basis of accounting, which is the same basis as used to account for actual transactions. The most significant budgeted fund is the General Fund.

Capital Assets

The District investment in capital assets for its governmental activities as of June 30, 2013, amounts to $330.6 million (net of accumulated depreciation). This investment in capital assets includes: land; construction in process; improvements other than buildings; buildings and fixed equipment; furniture, fixtures, and equipment; motor vehicles; audio-visual materials and computer software; and property under capital lease.

Major capital asset events during the current fiscal year included the following:

Construction in progress at June 30, 2013, includes Fellsmere Elementary classroom addition, Treasure Coast Elementary classroom addition, Osceola Magnet School kitchen renovation, and Sebastian River Middle School renovations.

Projects completed and included in buildings and improvements include Vero Beach Elementary replacement, Sebastian River High School (SRHS) classrooms, Dodgertown Elementary HVAC, and SRHS HVAC.

The total decrease in the District's investment in capital assets (net of accumulated depreciation) for the current fiscal year was approximately 1.2 percent. Detailed information regarding capital asset activity is included in Notes 5 and 17 to the basic financial statements.

Long-Term Debt and Other Long-Term Liabilities

At the end of the current fiscal year, the District has total long-term liabilities outstanding of $154.6 million. Of this amount, $5.7 million represents bonds, $121.8 million in certificates of participation, $302 thousand represents obligations under capital lease, $1 million represents unamortized premiums, $8.9 represents compensated absences payable, and $16.9 represents other postemployment benefits payable. During the 2012-2013 fiscal year, the District made principal payments of $4.7 million on general obligation bonds, $330 thousand on State Board of Education bonds, $4.9 million on certificates of participation, and $388 thousand on capital leases. The District increased compensated absences by $24 thousand, increased other postemployment benefits by $1.1 million, and decreased unamortized premiums by $71 thousand.

Detailed information regarding long-term debt activity is included in the notes to the basic financial statements, specifically Note 7, Obligations Under Capital Lease; Note 8, Certificates of Participation; Note 9, Bonds Payable, and Note 10 Changes in Long-Term Liabilities.

Economic Factors and Next Year's Budgets and Rates

Local property taxes are the District's primary source of revenue. The required local effort (RLE) for the 2013-2014 fiscal year is projected to be 5.259 mills (a decrease of .166 mills); the discretionary millage is projected to be .748 mills; voted additional operating is projected to be .60 mills; and capital outlay millage is projected to be 1.50 mills. General Fund revenues and other financing sources are projected to be $125.7 million, and expenditures are expected to be $125.1 million.

Requests for Information

This annual financial report is designed to provide a general financial overview of the School Board of Indian River County, Florida for all those interested in the District's finances. Questions concerning any of the information provided in this report or requests for additional financial information should be addressed to the School Board of Indian River County, Florida, Attn: Assistant Superintendent for Finance/Operations, 1990 25th Street, Vero Beach, FL 32960.

DISTRICT SCHOOL BOARD OF INDIAN RIVER COUNTY
STATEMENT OF NET POSITION
June 30, 2013

		Primary Government			Component Units
ASSETS	Account Number	Governmental Activities	Business-type Activities	Total	Total Nonmajor Component Units
Current Assets					
Cash and Cash Equivalents	1110	59,188,374.01	638,981.18	59,827,355.19	3,392,758.00
Investments	1160	18,460,903.51		18,460,903.51	0.00
Taxes Receivable, Net	1120			0.00	0.00
Accounts Receivable, Net	1130	154,852.70		154,852.70	120,604.00
Interest Receivable on Investments	1170			0.00	0.00
Due from Reinsurer	1180			0.00	0.00
Deposits Receivable	1210			0.00	0.00
Due From Other Agencies	1220	4,483,544.25		4,483,544.25	13,538.00
Internal Balances				0.00	0.00
Inventory	1150	442,229.27		442,229.27	0.00
Prepaid Items	1230			0.00	184,161.00
Total Current Assets		82,729,903.74	638,981.18	83,368,884.92	3,711,061.00
Noncurrent Assets:					
Cash with Fiscal/Service Agents	1114			0.00	0.00
Other Post-Employment Benefits Asset	1410			0.00	0.00
Section 1011.13, F.S. Loan Proceeds	1420			0.00	0.00
Investments	1460			0.00	0.00
Total Noncurrent Assets		0.00	0.00	0.00	0.00
Capital Assets:					
Land	1310	23,061,429.16		23,061,429.16	779,971.00
Land Improvements - Nondepreciable	1315	182,686.31		182,686.31	0.00
Construction in Progress	1360	5,795,268.07		5,795,268.07	2,288,901.00
Improvements Other Than Buildings	1320	21,220,054.99		21,220,054.99	714,325.00
Less Accumulated Depreciation	1329	(12,672,720.29)		(12,672,720.29)	(331,219.00)
Buildings and Fixed Equipment	1330	388,961,379.73		388,961,379.73	11,804,561.00
Less Accumulated Depreciation	1339	(107,265,328.97)		(107,265,328.97)	(2,637,819.00)
Furniture, Fixtures and Equipment	1340	18,991,795.04		18,991,795.04	1,595,447.00
Less Accumulated Depreciation	1349	(14,641,652.89)		(14,641,652.89)	(892,300.00)
Motor Vehicles	1350	10,878,879.83		10,878,879.83	13,459.00
Less Accumulated Depreciation	1359	(5,852,667.51)		(5,852,667.51)	0.00
Property Under Capital Lease	1370	1,941,691.32		1,941,691.32	35,935.00
Less Accumulated Depreciation	1379	(396,428.64)		(396,428.64)	(27,311.00)
Audiovisual Materials	1381	0.00		0.00	64,257.00
Less Accumulated Depreciation	1388	0.00		0.00	(45,035.00)
Computer Software	1382	3,997,940.25		3,997,940.25	77,013.00
Less Accumulated Amortization	1389	(3,646,708.27)		(3,646,708.27)	(57,719.00)
Other Capital Assets, Net of Depreciation		301,516,234.59	0.00	301,516,234.59	10,313,594.00
Total Capital Assets		330,555,618.13	0.00	330,555,618.13	13,382,466.00
Total Assets		413,285,521.87	638,981.18	413,924,503.05	17,093,527.00
DEFERRED OUTFLOWS OF RESOURCES					
Accumulated Decrease in Fair Value of Hedging Derivatives	1910			0.00	0.00
Total Deferred Outflows of Resources		0.00	0.00	0.00	0.00
LIABILITIES					
Current Liabilities:					
Accrued Salaries and Benefits	2110	1,707,436.49	13,308.77	1,720,745.26	325,926.00
Payroll Deductions and Withholdings	2170	729,501.92	1,925.61	731,427.53	103,684.00
Accounts Payable	2120	1,695,000.35	5,772.62	1,700,772.97	73,064.00
Judgments Payable	2130			0.00	0.00
Construction Contracts Payable	2140	763,768.41		763,768.41	105,294.00
Construction Contracts Payable - Retained Percentage	2150	157,119.39		157,119.39	0.00
Matured Bonds Payable	2180	4,870,000.00		4,870,000.00	0.00
Matured Interest Payable	2190	2,329,951.26		2,329,951.26	0.00
Sales Tax Payable	2260	1,214.96		1,214.96	0.00
Due to Fiscal Agent	2240			0.00	0.00
Accrued Interest Payable	2210	3,075.68		3,075.68	3,979.00
Deposits Payable	2220			0.00	0.00
Due to Other Agencies	2230	879,110.80	1,424.66	880,535.46	0.00
Current Notes Payable	2250			0.00	0.00
Deferred Revenues	2410	1,366,148.83		1,366,148.83	186,578.00
Estimated Unpaid Claims - Self-Insurance Program	2271	2,055,971.56		2,055,971.56	0.00
Estimated Liability for Claims Adjustment	2272	1,100,000.00		1,100,000.00	0.00
Estimated Liability for Arbitrage Rebate	2280			0.00	0.00
Total Current Liabilities		17,658,299.65	22,431.66	17,680,731.31	798,525.00
Long-Term Liabilities					
Portion Due Within One Year:					
Notes Payable	2310			0.00	517,478.00
Obligations Under Capital Leases	2315	301,547.44		301,547.44	7,371.00
Bonds Payable	2320	345,000.00		345,000.00	0.00
Liability for Compensated Absences	2330	2,083,875.04	6,959.53	2,090,834.57	0.00
Lease-Purchase Agreements Payable	2340	5,135,986.19		5,135,986.19	0.00
Estimated Liability for Long-Term Claims	2350			0.00	0.00
Other Post-Employment Benefits Liability	2360			0.00	0.00
Estimated PECO Advance Payable	2370			0.00	0.00
Estimated Liability for Arbitrage Rebate	2280			0.00	0.00
Due Within One Year		7,866,408.67	6,959.53	7,873,368.20	524,849.00
Portion Due After One Year:					
Notes Payable	2310			0.00	5,719,002.00
Obligations Under Capital Leases	2315			0.00	20,196.00
Bonds Payable	2320	5,415,000.00		5,415,000.00	0.00
Liability for Compensated Absences	2330	6,788,576.76	12,369.80	6,800,946.56	0.00
Lease-Purchase Agreements Payable	2340	117,552,598.55		117,552,598.55	0.00
Estimated Liability for Long-Term Claims	2350			0.00	0.00
Other Post-Employment Benefits Liability	2360	17,306,248.00	31,626.00	17,337,874.00	0.00
Estimated PECO Advance Payable	2370			0.00	0.00
Estimated Liability for Arbitrage Rebate	2280			0.00	0.00
Due in More than One Year		147,062,423.31	43,995.80	147,106,419.11	5,739,198.00
Total Long-Term Liabilities		154,928,831.98	50,955.33	154,979,787.31	6,264,047.00
Total Liabilities		172,587,131.63	73,386.99	172,660,518.62	7,062,572.00
DEFERRED INFLOWS OF RESOURCES					
Accumulated Increase in Fair Value of Hedging Derivatives	2610			0.00	0.00
Total Deferred Inflows of Resources		0.00	0.00	0.00	0.00
NET POSITION					
Net Investment in Capital Assets	2770	209,059,805.52		209,059,805.52	7,139,265.00
Restricted For:					
Categorical Carryover Programs	2780	4,303,333.03		4,303,333.03	0.00
Food Service	2780	2,497,175.03		2,497,175.03	0.00
Debt Service	2780	4,145,588.62		4,145,588.62	0.00
Capital Projects	2780	26,954,350.22		26,954,350.22	151,732.00
Other Purposes	2780	0.00		0.00	0.00
Unrestricted	2790	(6,261,862.18)	565,594.19	(5,696,267.99)	2,739,958.00
Total Net Position		240,698,390.24	565,594.19	241,263,984.43	10,030,955.00

The accompanying notes to financial statements are an integral part of this statement.

DISTRICT SCHOOL BOARD OF INDIAN RIVER COUNTY
STATEMENT OF ACTIVITIES
For the Fiscal Year Ended June 30, 2013

FUNCTIONS	Account Number	Expenses	Program Revenues: Charges for Services	Program Revenues: Operating Grants and Contributions	Program Revenues: Capital Grants and Contributions	Net (Expense) Revenue and Changes in Net Position: Primary Government: Governmental Activities	Primary Government: Business-Type Activities	Primary Government: Total	Component Units
Governmental Activities:									
Instruction	5000	93,379,216.13	333,739.01			(93,045,477.12)		(93,045,477.12)	
Student Personnel Services	6100	4,603,670.33				(4,603,670.33)		(4,603,670.33)	
Instructional Media Services	6200	2,079,077.99				(2,079,077.99)		(2,079,077.99)	
Instruction and Curriculum Development Services	6300	5,350,663.38				(5,350,663.38)		(5,350,663.38)	
Instructional Staff Training Services	6400	1,970,275.30				(1,970,275.30)		(1,970,275.30)	
Instructional-Related Technology	6500	941,285.58				(941,285.58)		(941,285.58)	
Board	7100	796,507.91				(796,507.91)		(796,507.91)	
General Administration	7200	1,030,305.38				(1,030,305.38)		(1,030,305.38)	
School Administration	7300	8,631,846.79				(8,631,846.79)		(8,631,846.79)	
Facilities Acquisition and Construction	7400	6,774,835.18			803,157.72	(5,971,677.46)		(5,971,677.46)	
Fiscal Services	7500	1,585,602.35				(1,585,602.35)		(1,585,602.35)	
Food Services	7600	8,725,220.36	2,086,888.65	6,353,552.57		(284,779.14)		(284,779.14)	
Central Services	7700	2,166,415.37				(2,166,415.37)		(2,166,415.37)	
Student Transportation Services	7800	6,425,347.78	44,683.17			(6,380,664.61)		(6,380,664.61)	
Operation of Plant	7900	13,418,051.89				(13,418,051.89)		(13,418,051.89)	
Maintenance of Plant	8100	3,455,293.00				(3,455,293.00)		(3,455,293.00)	
Administrative Technology Services	8200	2,357,241.99				(2,357,241.99)		(2,357,241.99)	
Community Services	9100	249,988.31	170,111.77			(79,876.54)		(79,876.54)	
Interest on Long-Term Debt	9200	8,001,551.37			2,049,725.50	(5,951,825.87)		(5,951,825.87)	
Loss on Disposition of Assets	810	2,091,323.80				(2,091,323.80)		(2,091,323.80)	
Total Governmental Activities		174,033,720.19	2,635,422.60	6,353,552.57	2,852,883.22	(162,191,861.80)		(162,191,861.80)	
Business-type Activities:									
Self-Insurance Consortium							0.00	0.00	
Daycare Operations							0.00	0.00	
Other Business-Type Activity		663,510.18	707,693.25				44,183.07	44,183.07	
Total Business-Type Activities		663,510.18	707,693.25	0.00	0.00		44,183.07	44,183.07	
Total Primary Government		174,697,230.37	3,343,115.85	6,353,552.57	2,852,883.22	(162,191,861.80)	44,183.07	(162,147,678.73)	
Component Units:									
Major Component Unit Major Component Unit Name		0.00	0.00	0.00	0.00				0.00
Major Component Unit Major Component Unit Name		0.00	0.00	0.00	0.00				0.00
Total Nonmajor Component Units		14,314,889.00	852,650.00	699,983.00	485,880.00				(12,276,376.00)
Total Component Units		14,314,889.00	852,650.00	699,983.00	485,880.00				(12,276,376.00)
General Revenues:									
Taxes:									
Property Taxes, Levied for Operational Purposes						83,818,799.29		83,818,799.29	7,190,861.00
Property Taxes, Levied for Debt Service						5,082,820.02		5,082,820.02	0.00
Property Taxes, Levied for Capital Projects						19,583,376.00		19,583,376.00	357,468.00
Local Sales Taxes								0.00	0.00
Grants and Contributions Not Restricted to Specific Programs						46,747,873.21		46,747,873.21	5,277,173.00
Investment Earnings						1,063,362.60	1,248.27	1,064,610.87	6,464.00
Miscellaneous						2,432,093.67		2,432,093.67	580,842.00
Special Items								0.00	(493,798.00)
Extraordinary Items								0.00	0.00
Transfers								0.00	0.00
Total General Revenues, Special Items, Extraordinary Items, and Transfers						158,728,324.79	1,248.27	158,729,573.06	12,919,010.00
Change in Net Position						(3,463,537.01)	45,431.34	(3,418,105.67)	642,634.00
Net Position - July 1, 2012						244,161,927.25	520,162.85	244,682,090.10	9,388,321.00
Net Position - June 30, 2013						240,698,390.24	565,594.19	241,263,984.43	10,030,955.00

The accompanying notes to financial statements are an integral part of this statement.
ESE 145

DISTRICT SCHOOL BOARD OF INDIAN RIVER COUNTY
BALANCE SHEET
GOVERNMENTAL FUNDS
June 30, 2013

	Account Number	General 100	Federal Economic Stimulus Programs 430	Other Debt Service 290	ARRA Economic Stimulus Debt Service 299	Nonvoted Capital Improvement Section 1011.71(2), F.S. 370	Other Capital Projects 390
ASSETS AND DEFERRED OUTFLOWS OF RESOURCES							
ASSETS							
Cash and Cash Equivalents	1110	18,693,342.01	12,353.66	340,615.54	19,997.21	21,597,778.22	6,613,520.55
Investments	1160	344,725.23	0.00	7,532,068.46	2,925,792.82	158,604.04	1,614,027.83
Taxes Receivable, Net	1120	0.00	0.00	0.00	0.00	0.00	0.00
Accounts Receivable, Net	1130	44,679.91	0.00	0.00	0.00	0.00	0.00
Interest Receivable on Investments	1170	0.00	0.00	0.00	0.00	0.00	0.00
Due From Reinsurer	1180	0.00	0.00	0.00	0.00	0.00	0.00
Deposits Receivable	1210	0.00	0.00	0.00	0.00	0.00	0.00
Due From Other Funds:							
Budgetary Funds	1141	0.00	0.00	0.00	0.00	0.00	0.00
Internal Funds	1142	0.00	0.00	0.00	0.00	0.00	0.00
Due From Other Agencies	1220	3,918,557.56	0.00	0.00	0.00	0.00	26,878.31
Inventory	1150	340,284.77	0.00	0.00	0.00	0.00	0.00
Prepaid Items	1230	0.00	0.00	0.00	0.00	0.00	0.00
Restricted Assets							
Cash with Fiscal/Service Agents	1114	0.00	0.00	0.00	0.00	0.00	0.00
Total Assets		23,341,589.48	12,353.66	7,872,684.00	2,945,790.03	21,756,382.26	8,254,426.69
DEFERRED OUTFLOWS OF RESOURCES							
Accumulated Decrease in Fair Value of Hedging Derivatives	1910	0.00	0.00	0.00	0.00	0.00	0.00
Total Deferred Outflows of Resources		0.00	0.00	0.00	0.00	0.00	0.00
Total Assets and Deferred Outflows of Resources		23,341,589.48	12,353.66	7,872,684.00	2,945,790.03	21,756,382.26	8,254,426.69
LIABILITIES, DEFERRED INFLOWS OF RESOURCES, AND FUND BALANCES							
LIABILITIES							
Accrued Salaries and Benefits	2110	1,229,917.75	817.61	0.00	0.00	0.00	0.00
Payroll Deductions and Withholdings	2170	597,455.13	61.65	0.00	0.00	0.00	0.00
Accounts Payable	2120	667,584.46	0.00	0.00	0.00	756,124.81	21,700.08
Judgments Payable	2130	0.00	0.00	0.00	0.00	0.00	0.00
Construction Contracts Payable	2140	0.00	0.00	0.00	0.00	134,277.79	18,069.39
Construction Contracts Payable - Retained Percentage	2150	0.00	0.00	0.00	0.00	118,123.13	38,996.26
Sales Tax Payable	2260	1,214.96	0.00	0.00	0.00	0.00	0.00
Matured Bonds Payable	2180	0.00	0.00	4,870,000.00	0.00	0.00	0.00
Matured Interest Payable	2190	0.00	0.00	2,329,951.26	0.00	0.00	0.00
Due to Fiscal Agent	2240	0.00	0.00	0.00	0.00	0.00	0.00
Accrued Interest Payable	2210	0.00	0.00	0.00	0.00	0.00	0.00
Deposits Payable	2220	0.00	0.00	0.00	0.00	0.00	0.00
Due to Other Agencies	2230	748,626.30	8.25	0.00	0.00	0.00	0.00
Current Notes Payable	2250	0.00	0.00	0.00	0.00	0.00	0.00
Due to Other Funds:							
Budgetary Funds	2161	0.00	0.00	0.00	0.00	0.00	0.00
Internal Funds	2162	0.00	0.00	0.00	0.00	0.00	0.00
Deferred Revenues:							
Unearned Revenue	2410	10,337.01	11,466.15	0.00	0.00	0.00	0.00
Unavailable Revenue	2410	3,124,321.97	0.00	0.00	0.00	0.00	0.00
Total Liabilities		6,379,457.58	12,353.66	7,199,951.26	0.00	1,008,525.73	78,765.73
DEFERRED INFLOWS OF RESOURCES							
Accumulated Increase in Fair Value of Hedging Derivatives	2610	0.00	0.00	0.00	0.00	0.00	0.00
Total Deferred Inflows of Resources		0.00	0.00	0.00	0.00	0.00	0.00
FUND BALANCES							
Nonspendable:							
Inventory	2711	340,284.77	0.00	0.00	0.00	0.00	0.00
Prepaid Amounts	2712	0.00	0.00	0.00	0.00	0.00	0.00
Permanent Fund Principal	2713	0.00	0.00	0.00	0.00	0.00	0.00
Other Not in Spendable Form	2719	344,725.23	0.00	331,780.26	0.00	158,604.04	428,500.48
Total Nonspendable Fund Balance	2710	685,010.00	0.00	331,780.26	0.00	158,604.04	428,500.48
Restricted for:							
Economic Stabilization	2721	0.00	0.00	0.00	0.00	0.00	0.00
Federal Required Carryover Programs	2722	0.00	0.00	0.00	0.00	0.00	0.00
State Required Carryover Programs	2723	4,303,333.03	0.00	0.00	0.00	0.00	0.00
Local Sales Tax and Other Tax Levy	2724	0.00	0.00	0.00	0.00	0.00	0.00
Debt Service	2725	0.00	0.00	340,952.48	2,945,790.03	0.00	0.00
Capital Projects	2726	0.00	0.00	0.00	0.00	20,589,252.49	7,747,160.48
Restricted for	2729	0.00	0.00	0.00	0.00	0.00	0.00
Restricted for	2729	0.00	0.00	0.00	0.00	0.00	0.00
Total Restricted Fund Balance	2720	4,303,333.03	0.00	340,952.48	2,945,790.03	20,589,252.49	7,747,160.48
Committed to:							
Economic Stabilization	2731	0.00	0.00	0.00	0.00	0.00	0.00
Contractual Agreements	2732	0.00	0.00	0.00	0.00	0.00	0.00
Committed for	2739	0.00	0.00	0.00	0.00	0.00	0.00
Committed for	2739	0.00	0.00	0.00	0.00	0.00	0.00
Total Committed Fund Balance	2730	0.00	0.00	0.00	0.00	0.00	0.00
Assigned to:							
Special Revenue	2741	0.00	0.00	0.00	0.00	0.00	0.00
Debt Service	2742	0.00	0.00	0.00	0.00	0.00	0.00
Capital Projects	2743	0.00	0.00	0.00	0.00	0.00	0.00
Permanent Fund	2744	0.00	0.00	0.00	0.00	0.00	0.00
Assigned for	2749	383,723.77	0.00	0.00	0.00	0.00	0.00
Assigned for	2749	2,399,511.77	0.00	0.00	0.00	0.00	0.00
Total Assigned Fund Balance	2740	2,783,235.54	0.00	0.00	0.00	0.00	0.00
Total Unassigned Fund Balance	2750	9,190,553.33	0.00	0.00	0.00	0.00	0.00
Total Fund Balances	2700	16,962,131.90	0.00	672,732.74	2,945,790.03	20,747,856.53	8,175,660.96
Total Liabilities, Deferred Inflows of Resources, and Fund Balances		23,341,589.48	12,353.66	7,872,684.00	2,945,790.03	21,756,382.26	8,254,426.69

ESE 145

DISTRICT SCHOOL BOARD OF INDIAN RIVER COUNTY
BALANCE SHEET
GOVERNMENTAL FUNDS
June 30, 2013

	Account Number	ARRA Economic Stimulus Capital Projects 399	Other Governmental Funds	Total Governmental Funds
ASSETS AND DEFERRED OUTFLOWS OF RESOURCES				
ASSETS				
Cash and Cash Equivalents	1110	0.00	3,668,620.71	50,946,227.90
Investments	1160	5,640,291.74	139,022.86	18,354,532.98
Taxes Receivable, Net	1120	0.00	0.00	0.00
Accounts Receivable, Net	1130	0.00	83,573.79	128,253.70
Interest Receivable on Investments	1170	0.00	0.00	0.00
Due From Reinsurer	1180	0.00	0.00	0.00
Deposits Receivable	1210	0.00	0.00	0.00
Due From Other Funds:				
Budgetary Funds	1141	0.00	0.00	0.00
Internal Funds	1142	0.00	0.00	0.00
Due From Other Agencies	1220	0.00	278,886.58	4,224,322.45
Inventory	1150	0.00	101,944.50	442,229.27
Prepaid Items	1230	0.00	0.00	0.00
Restricted Assets				
Cash with Fiscal/Service Agents	1114	0.00	0.00	0.00
Total Assets		5,640,291.74	4,272,048.44	74,095,566.30
DEFERRED OUTFLOWS OF RESOURCES				
Accumulated Decrease in Fair Value of Hedging Derivatives	1910	0.00	0.00	0.00
Total Deferred Outflows of Resources		0.00	0.00	0.00
Total Assets and Deferred Outflows of Resources		5,640,291.74	4,272,048.44	74,095,566.30
LIABILITIES, DEFERRED INFLOWS OF RESOURCES, AND FUND BALANCES				
LIABILITIES				
Accrued Salaries and Benefits	2110	0.00	476,042.89	1,706,778.25
Payroll Deductions and Withholdings	2170	0.00	131,985.14	729,501.92
Accounts Payable	2120	270.34	244,147.58	1,689,827.27
Judgments Payable	2130	0.00	0.00	0.00
Construction Contracts Payable	2140	611,421.23	0.00	763,768.41
Construction Contracts Payable - Retained Percentage	2150	0.00	0.00	157,119.39
Sales Tax Payable	2260	0.00	0.00	1,214.96
Matured Bonds Payable	2180	0.00	0.00	4,870,000.00
Matured Interest Payable	2190	0.00	0.00	2,329,951.26
Due to Fiscal Agent	2240	0.00	0.00	0.00
Accrued Interest Payable	2210	0.00	0.00	0.00
Deposits Payable	2220	0.00	0.00	0.00
Due to Other Agencies	2230	0.00	130,476.25	879,110.80
Current Notes Payable	2250	0.00	0.00	0.00
Due to Other Funds:				
Budgetary Funds	2161	0.00	0.00	0.00
Internal Funds	2162	0.00	218.76	218.76
Deferred Revenues:				
Unearned Revenue	2410	0.00	5,309.13	27,112.29
Unavailable Revenue	2410	0.00	0.00	3,124,321.97
Total Liabilities		611,691.57	988,179.75	16,278,925.28
DEFERRED INFLOWS OF RESOURCES				
Accumulated Increase in Fair Value of Hedging Derivatives	2610	0.00	0.00	0.00
Total Deferred Inflows of Resources		0.00	0.00	0.00
FUND BALANCES				
Nonspendable:				
Inventory	2711	0.00	101,944.50	442,229.27
Prepaid Amounts	2712	0.00	0.00	0.00
Permanent Fund Principal	2713	0.00	0.00	0.00
Other Not in Spendable Form	2719	0.00	6,378.22	1,269,988.23
Total Nonspendable Fund Balance	2710	0.00	108,322.72	1,712,217.50
Restricted for:				
Economic Stabilization	2721	0.00	0.00	0.00
Federal Required Carryover Programs	2722	0.00	0.00	0.00
State Required Carryover Programs	2723	0.00	0.00	4,303,333.03
Local Sales Tax and Other Tax Levy	2724	0.00	0.00	0.00
Debt Service	2725	0.00	523,773.22	3,810,515.73
Capital Projects	2726	5,028,600.17	256,552.13	33,621,565.27
Restricted for	2729	0.00	0.00	0.00
Restricted for	2729	0.00	2,395,220.62	2,395,220.62
Total Restricted Fund Balance	2720	5,028,600.17	3,175,545.97	44,130,634.65
Committed to:				
Economic Stabilization	2731	0.00	0.00	0.00
Contractual Agreements	2732	0.00	0.00	0.00
Committed for	2739	0.00	0.00	0.00
Committed for	2739	0.00	0.00	0.00
Total Committed Fund Balance	2730	0.00	0.00	0.00
Assigned to:				
Special Revenue	2741	0.00	0.00	0.00
Debt Service	2742	0.00	0.00	0.00
Capital Projects	2743	0.00	0.00	0.00
Permanent Fund	2744	0.00	0.00	0.00
Assigned for	2749	0.00	0.00	383,723.77
Assigned for	2749	0.00	0.00	2,399,511.77
Total Assigned Fund Balance	2740	0.00	0.00	2,783,235.54
Total Unassigned Fund Balance	2750	0.00	0.00	9,190,553.33
Total Fund Balances	2700	5,028,600.17	3,283,868.69	57,816,641.02
Total Liabilities, Deferred Inflows of Resources, and Fund Balances		5,640,291.74	4,272,048.44	74,095,566.30

ESE 145

DISTRICT SCHOOL BOARD OF INDIAN RIVER COUNTY
RECONCILIATION OF THE GOVERNMENTAL FUNDS BALANCE SHEET
TO THE GOVERNMENT-WIDE STATEMENT OF NET ASSETS
For the Fiscal Year Ended June 30, 2013

Total Fund Balances - Governmental Funds		$ 57,816,641.02
Amounts reported for governmental activities in the statement of net assets are different because:		
Capital assets, net of accumulated depreciation, used in governmental activities are not financial resources and, therefore, are not reported as assets in the governmental funds.		330,555,618.13
Debt issuance costs are not expensed in the government-wide statements, but are reported as deferred charges and are amortized over the life of the related debt.		-
Internal service funds are used by management to charge the costs of certain activities, such as insurance, to individual funds. The assets and liabilities of the internal service funds are included in governmental activities in the statement of net assets.		4,133,716.78
Notes receivable are accrued as revenue in the government-wide statements because they are earned, but are considered unearned revenue in the governmental funds because the repayments do not provide current financial resources and are not available to liquidate liabilities in the governmental funds.		3,124,321.97
Interest on long-term debt is accrued as a liability in the government-wide statements, but is not recognized in the governmental funds until due. This is the amount accrued as a liability, offset against interest receivable from the Federal Government as a subsidy against interest expense.		(3,075.68)
Long-term liabilities are not due and payable in the current period and, therefore, are not reported as liabilities in the governmental funds. Long-term liabilities at year-end consist of:		
Obligations Under Capital Leases	301,547.44	
Bonds Payable	5,760,000.00	
Certificates of Participation Payable	122,688,584.74	
Compensated Absences Payable	8,872,451.80	
Other Post-employment Benefits Obligation	17,306,248.00	
		(154,928,831.98)
Total Net Assets - Governmental Activities		$ 240,698,390.24

ESE 145

DISTRICT SCHOOL BOARD OF INDIAN RIVER COUNTY
STATEMENT OF REVENUES, EXPENDITURES, AND CHANGES IN
FUND BALANCES - GOVERNMENTAL FUNDS
For the Fiscal Year Ended June 30, 2013

	Account Number	General 100	Federal Economic Stimulus Programs 430	Other Debt Service 290	ARRA Economic Stimulus Debt Service 299	Nonvoted Capital Improvement Section 1011.71(2), F.S. 370	Other Capital Projects 390
REVENUES							
Federal Direct	3100	145,716.55	0.00	0.00	1,456,881.49	0.00	0.00
Federal Through State and Local	3200	336,570.28	287,003.90	0.00	0.00	0.00	0.00
State Sources	3300	36,053,873.35	0.00	0.00	0.00	0.00	785,236.25
Local Sources:							
Property Taxes Levied, Tax Redemptions, and Excess Fees for Operational Purposes	3411, 3421, 3423	83,818,799.29	0.00	0.00	0.00	0.00	0.00
Property Taxes Levied, Tax Redemptions, and Excess Fees for Debt Service	3412, 3421, 3423	0.00	0.00	0.00	0.00	0.00	0.00
Property Taxes Levied, Tax Redemptions, and Excess Fees for Capital Projects	3413, 3421, 3423	0.00	0.00	0.00	0.00	19,583,376.00	0.00
Local Sales Taxes	3418, 3419	0.00	0.00	0.00	0.00	0.00	0.00
Charges for Service - Food Service	345X	0.00	0.00	0.00	0.00	0.00	0.00
Impact Fees	3496	0.00	0.00	0.00	0.00	0.00	713,388.36
Other Local Revenue		3,877,280.77	0.00	118,887.04	5,534.08	103,148.99	327,407.59
Total Local Sources	3400	87,696,080.06	0.00	118,887.04	5,534.08	19,686,524.99	1,040,795.95
Total Revenues		124,232,240.24	287,003.90	118,887.04	1,462,415.57	19,686,524.99	1,826,032.20
EXPENDITURES							
Current:							
Instruction	5000	79,228,153.20	2,366.44	0.00	0.00	0.00	0.00
Student Personnel Services	6100	3,403,147.01	0.00	0.00	0.00	0.00	0.00
Instructional Media Services	6200	1,850,689.13	0.00	0.00	0.00	0.00	0.00
Instruction and Curriculum Development Services	6300	3,059,144.83	60,456.64	0.00	0.00	0.00	0.00
Instructional Staff Training Services	6400	978,173.95	74,966.40	0.00	0.00	0.00	0.00
Instructional-Related Technology	6500	813,383.64	17,203.53	0.00	0.00	0.00	0.00
Board	7100	724,353.72	0.00	0.00	0.00	0.00	0.00
General Administration	7200	549,833.18	877.38	0.00	0.00	0.00	0.00
School Administration	7300	7,807,759.17	0.00	0.00	0.00	0.00	0.00
Facilities Acquisition and Construction	7410	512,551.33	0.00	0.00	0.00	4,644,711.65	86,130.54
Fiscal Services	7500	1,426,719.75	0.00	0.00	0.00	0.00	0.00
Food Services	7600	51,872.72	0.00	0.00	0.00	0.00	0.00
Central Services	7700	1,911,707.79	92,610.00	0.00	0.00	0.00	0.00
Student Transportation Services	7800	4,932,354.49	0.00	0.00	0.00	0.00	0.00
Operation of Plant	7900	12,217,294.74	0.00	0.00	0.00	0.00	0.00
Maintenance of Plant	8100	3,006,351.00	0.00	0.00	0.00	0.00	0.00
Administrative Technology Services	8200	2,136,666.55	0.00	0.00	0.00	0.00	0.00
Community Services	9100	90.00	0.00	0.00	0.00	0.00	0.00
Debt Service: (Function 9200)							
Retirement of Principal	710	0.00	0.00	5,258,302.13	0.00	0.00	0.00
Interest	720	99,166.67	0.00	4,680,377.51	1,552,025.10	0.00	0.00
Dues and Fees	730	0.00	0.00	6,536.25	4,190.00	0.00	0.00
Miscellaneous	790	0.00	0.00	0.00	0.00	0.00	0.00
Capital Outlay:							
Facilities Acquisition and Construction	7420	129,360.69	0.00	0.00	0.00	4,842,369.60	257,744.93
Other Capital Outlay	9300	262,778.84	38,523.51	0.00	0.00	1,404,197.14	5,010.04
Total Expenditures		125,101,552.40	287,003.90	9,945,215.89	1,556,215.10	10,891,278.39	348,885.51
Excess (Deficiency) of Revenues Over (Under) Expenditures		(869,312.16)	0.00	(9,826,328.85)	(93,799.53)	8,795,246.60	1,477,146.69
OTHER FINANCING SOURCES (USES)							
Issuance of Bonds	3710	0.00	0.00	0.00	0.00	0.00	0.00
Premium on Sale of Bonds	3791	0.00	0.00	0.00	0.00	0.00	0.00
Discount on Sale of Bonds	891	0.00	0.00	0.00	0.00	0.00	0.00
Proceeds of Lease-Purchase Agreements	3750	0.00	0.00	0.00	0.00	0.00	0.00
Premium on Lease-Purchase Agreements	3793	0.00	0.00	0.00	0.00	0.00	0.00
Discount on Lease-Purchase Agreements	893	0.00	0.00	0.00	0.00	0.00	0.00
Loans	3720	0.00	0.00	0.00	0.00	0.00	0.00
Sale of Capital Assets	3730	290,720.72	0.00	0.00	0.00	0.00	0.00
Loss Recoveries	3740	492,307.60	0.00	0.00	0.00	0.00	0.00
Proceeds of Forward Supply Contract	3760	0.00	0.00	0.00	0.00	0.00	0.00
Proceeds from Special Facility Construction Account	3770	0.00	0.00	0.00	0.00	0.00	0.00
Face Value of Refunding Bonds	3715	0.00	0.00	0.00	0.00	0.00	0.00
Premium on Refunding Bonds	3792	0.00	0.00	0.00	0.00	0.00	0.00
Discount on Refunding Bonds	892	0.00	0.00	0.00	0.00	0.00	0.00
Refunding Lease-Purchase Agreements	3755	0.00	0.00	0.00	0.00	0.00	0.00
Premium on Refunding Lease-Purchase Agreements	3794	0.00	0.00	0.00	0.00	0.00	0.00
Discount on Refunding Lease-Purchase Agreements	894	0.00	0.00	0.00	0.00	0.00	0.00
Payments to Refunding Escrow Agent (Function 9299)	760	0.00	0.00	0.00	0.00	0.00	0.00
Transfers In	3600	760,796.00	0.00	10,474,862.39	1,559,088.06	0.00	0.00
Transfers Out	9700	0.00	0.00	0.00	0.00	(9,565,143.78)	(3,229,602.67)
Total Other Financing Sources (Uses)		1,543,824.32	0.00	10,474,862.39	1,559,088.06	(9,565,143.78)	(3,229,602.67)
SPECIAL ITEMS		0.00	0.00	0.00	0.00	0.00	0.00
EXTRAORDINARY ITEMS		0.00	0.00	0.00	0.00	0.00	0.00
Net Change in Fund Balances		674,512.16	0.00	648,533.54	1,465,288.53	(769,897.18)	(1,752,455.98)
Fund Balances, July 1, 2012	2800	16,287,619.74	0.00	24,199.20	1,480,501.50	21,517,753.71	9,928,116.94
Adjustment to Fund Balances	2891	0.00	0.00	0.00	0.00	0.00	0.00
Fund Balances, June 30, 2013	2700	16,962,131.90	0.00	672,732.74	2,945,790.03	20,747,856.53	8,175,660.96

The accompanying notes to financial statements are an integral part of this statement.
ESE 145

DISTRICT SCHOOL BOARD OF INDIAN RIVER COUNTY
STATEMENT OF REVENUES, EXPENDITURES, AND CHANGES IN FUND BALANCES - GOVERNMENTAL FUNDS
For the Fiscal Year Ended June 30, 2013

	Account Number	ARRA Economic Stimulus Capital Projects 399	Other Governmental Funds	Total Governmental Funds
REVENUES				
Federal Direct	3100	0.00	0.00	1,602,598.04
Federal Through State and Local	3200	0.00	15,386,134.16	16,009,708.34
State Sources	3300	0.00	787,260.17	37,626,369.77
Local Sources:				
Property Taxes Levied, Tax Reiemptions, and Excess Fees for Operational Purposes	3411, 3421, 3423	0.00	0.00	83,818,799.29
Property Taxes Levied, Tax Reiemptions, and Excess Fees for Debt Service	3412, 3421, 3423	0.00	5,082,820.02	5,082,820.02
Property Taxes Levied, Tax Reiemptions, and Excess Fees for Capital Projects	3413, 3421, 3423	0.00	0.00	19,583,376.00
Local Sales Taxes	3418, 3419	0.00	0.00	0.00
Charges for Service - Food Service	345X	0.00	2,086,888.65	2,086,888.65
Impact Fees	3496	0.00	0.00	713,388.36
Other Local Revenue		28,051.58	22,441.32	4,482,751.37
Total Local Sources	3400	28,051.58	7,192,149.99	115,768,023.69
Total Revenues		28,051.58	23,365,544.32	171,006,699.84
EXPENDITURES				
Current:				
Instruction	5000	0.00	4,904,267.86	84,134,787.50
Student Personnel Services	6100	0.00	745,981.81	4,149,128.82
Instructional Media Services	6200	0.00	0.00	1,850,689.13
Instruction and Curriculum Development Services	6300	0.00	1,596,947.28	4,716,548.75
Instructional Staff Training Services	6400	0.00	767,779.31	1,820,919.66
Instructional-Related Technology	6500	0.00	0.00	830,587.17
Board	7100	0.00	0.00	724,353.72
General Administration	7200	0.00	392,853.52	943,564.08
School Administration	7300	0.00	27,492.44	7,835,251.61
Facilities Acquisition and Construction	7410	637,244.88	324,510.73	6,205,149.13
Fiscal Services	7500	0.00	0.00	1,426,719.75
Food Services	7600	0.00	7,863,263.18	7,915,135.90
Central Services	7700	0.00	0.00	2,004,317.79
Student Transportation Services	7800	0.00	78,521.88	5,010,876.37
Operation of Plant	7900	0.00	0.00	12,217,294.74
Maintenance of Plant	8100	0.00	0.00	3,006,351.00
Administrative Technology Services	8200	0.00	0.00	2,136,666.55
Community Services	9100	0.00	232,723.85	232,813.85
Debt Service: (Function 9200)				
Retirement of Principal	710	0.00	5,080,000.00	10,338,302.13
Interest	720	0.00	531,562.50	6,863,131.78
Dues and Fees	730	0.00	103,201.68	113,927.93
Miscellaneous	790	0.00	0.00	0.00
Capital Outlay:				
Facilities Acquisition and Construction	7420	5,218,474.27	122,285.45	10,570,234.94
Other Capital Outlay	9300	37,701.38	420,672.20	2,168,883.11
Total Expenditures		5,893,420.53	23,192,063.69	177,215,635.41
Excess (Deficiency) of Revenues Over (Under) Expenditures		(5,865,368.95)	173,480.63	(6,208,935.57)
OTHER FINANCING SOURCES (USES)				
Issuance of Bonds	3710	0.00	0.00	0.00
Premium on Sale of Bonds	3791	0.00	0.00	0.00
Discount on Sale of Bonds	891	0.00	0.00	0.00
Proceeds of Lease-Purchase Agreements	3750	0.00	0.00	0.00
Premium on Lease-Purchase Agreements	3793	0.00	0.00	0.00
Discount on Lease-Purchase Agreements	893	0.00	0.00	0.00
Loans	3720	0.00	0.00	0.00
Sale of Capital Assets	3730	0.00	0.00	290,720.72
Loss Recoveries	3740	0.00	0.00	492,307.60
Proceeds of Forward Supply Contract	3760	0.00	0.00	0.00
Proceeds from Special Facility Construction Account	3770	0.00	0.00	0.00
Face Value of Refunding Bonds	3715	0.00	0.00	0.00
Premium on Refunding Bonds	3792	0.00	0.00	0.00
Discount on Refunding Bonds	892	0.00	0.00	0.00
Refunding Lease-Purchase Agreements	3755	0.00	0.00	0.00
Premium on Refunding Lease-Purchase Agreements	3794	0.00	0.00	0.00
Discount on Refunding Lease-Purchase Agreements	894	0.00	0.00	0.00
Payments to Refunding Escrow Agent (Function 9299)	760	0.00	0.00	0.00
Transfers In	3600	0.00	0.00	12,794,746.45
Transfers Out	9700	0.00	0.00	(12,794,746.45)
Total Other Financing Sources (Uses)		0.00	0.00	783,028.32
SPECIAL ITEMS		0.00	0.00	0.00
EXTRAORDINARY ITEMS		0.00	0.00	0.00
Net Change in Fund Balances		(5,865,368.95)	173,480.63	(5,425,907.25)
Fund Balances, July 1, 2012	2800	10,893,969.12	3,110,388.06	63,242,548.27
Adjustment to Fund Balances	2891	0.00	0.00	0.00
Fund Balances, June 30, 2013	2700	5,028,600.17	3,283,868.69	57,816,641.02

The accompanying notes to financial statements are an integral part of this statement.
ESE 145

DISTRICT SCHOOL BOARD OF INDIAN RIVER COUNTY
RECONCILIATION OF THE STATEMENT OF REVENUES, EXPENDITURES, AND CHANGES IN FUND BALANCES OF GOVERNMENTAL FUNDS TO THE GOVERNMENT-WIDE STATEMENT OF ACTIVITIES
For the Fiscal Year Ended June 30, 2013

Net Change in Fund Balances - Governmental Funds		$ (5,425,907.25)
Amounts reported for governmental activities in the statement of activities are different because:		
Governmental funds report capital outlays as expenditures. However, in the statement of activities, the cost of those assets is allocated over their estimated useful lives as depreciation expense. This is the amount of depreciation expense and undepreciated cost of assets sold in excess of capital outlays and donations		
Capital Outlay - Facilities and Construction - Governmental Funds	$ 10,570,234.94	
Capital Outlay - Other Capital Outlay - Governmental Funds	2,168,883.11	
Donated Items	43,556.04	
Undepreciated Cost of Assets Sold	(2,874,352.12)	
Less: Depreciation Expense	(14,047,738.10)	
		(4,139,416.13)
Debt issuance costs were reported in the year the debt is issued as an expenditure in governmental funds; these costs were reported in the government-wide statement of activities as an asset and have been written off in the current year per GASB 65.		(1,161,651.09)
Premiums on debt are reported in the governmental funds in the year debt is issued, but are deferred and amortized over the life of the debt in the government-wide statements.		70,986.19
Repayment of long-term debt is an expenditure in the governmental funds, but repayment reduces long-term liabilites in the statement of net assets.		10,338,302.13
Interest on long-term debt is recognized as an expenditure in the governmental funds when due, but is recognized as an expense when interest accrues in the statement of activities. This is the amount of accrued interest at year-end ($3,075.68), less the amount accrued in the prior year ($69,248.92).		66,173.24
In the statement of activities, the cost of other postemployment benefits obligation is measured by actuarial estimations, while in the governmental funds expenditures are recognized based on the amounts actually paid for other postemployment benefits. This is the net increase of the postemployment benefits obligation for the current period.		(1,482,555.00)
In the statement of activities, the cost of compensated absences is measured by the amounts earned during the year, while in the governmental funds expenditures are recgnized based on the amounts actually paid for compensated abesnces. This is the net amount of compensated absences of the amount earned ($2,102,363.37) in excess of the amount paid ($2,083,875.04) in the current period.		(18,488.33)
Unearned revenue is reported in the governmental funds statements under the modified accrual method of accounting, but as miscellanoues revenue in the government-wide statements. This is the amont recognized in the current year in governmental funds, whereas the entire amount was recognized in the prior year in the government-wide statements.		(677,437.22)
Internal service funds are used by management to charge the cost of certain activities, such as insurance, to individual funds. The net loss of internal service funds is reported with governmental activities		(1,033,543.55)
Change in Net Assets of Governmental Activities		$ (3,463,537.01)

ESE 145

DISTRICT SCHOOL BOARD OF INDIAN RIVER COUNTY
STATEMENT OF NET POSITION
PROPRIETARY FUNDS
June 30, 2013

	Account Number	Business-Type Activities - Enterprise Funds: Other Enterprise Funds	Business-Type Activities - Enterprise Funds: Totals	Governmental Activities - Internal Service Funds
ASSETS				
Current Assets:				
Cash and Cash Equivalents	1110	638,981.18	638,981.18	8,242,146.11
Investments	1160	0.00	0.00	106,370.53
Accounts Receivable, Net	1130	0.00	0.00	26,599.00
Interest Receivable on Investments	1170	0.00	0.00	0.00
Due From Reinsurer	1180	0.00	0.00	0.00
Deposits Receivable	1210	0.00	0.00	0.00
Due From Budgetary Funds	1141	0.00	0.00	0.00
Due From Other Agencies	1220	0.00	0.00	259,221.80
Inventory	1150	0.00	0.00	0.00
Prepaid Items	1230	0.00	0.00	0.00
Total Current Assets		638,981.18	638,981.18	8,634,337.44
Noncurrent Assets:				
Cash with Fiscal/Service Agents	1114	0.00	0.00	0.00
Other Post-Employment Benefits Asset	1410	0.00	0.00	0.00
Investments	1460	0.00	0.00	0.00
Total Noncurrent Assets		0.00	0.00	0.00
Capital Assets:				
Land	1310	0.00	0.00	0.00
Land Improvements - Nondepreciable	1315	0.00	0.00	0.00
Construction in Progress	1360	0.00	0.00	0.00
Improvements Other Than Buildings	1320	0.00	0.00	0.00
Accumulated Depreciation	1329	0.00	0.00	0.00
Buildings and Fixed Equipment	1330	0.00	0.00	0.00
Accumulated Depreciation	1339	0.00	0.00	0.00
Furniture, Fixtures and Equipment	1340	0.00	0.00	0.00
Accumulated Depreciation	1349	0.00	0.00	0.00
Motor Vehicles	1350	0.00	0.00	0.00
Accumulated Depreciation	1359	0.00	0.00	0.00
Property Under Capital Lease	1370	0.00	0.00	0.00
Accumulated Depreciation	1379	0.00	0.00	0.00
Computer Software	1382	0.00	0.00	0.00
Accumulated Amortization	1389	0.00	0.00	0.00
Other Capital Assets, Net of Depreciation		0.00	0.00	0.00
Total Capital Assets		0.00	0.00	0.00
Total Assets		638,981.18	638,981.18	8,634,337.44
DEFERRED OUTFLOWS OF RESOURCES				
Accumulated Decrease in Fair Value of Hedging Derivatives	1910	0.00	0.00	0.00
Total Deferred Outflows of Resources		0.00	0.00	0.00
LIABILITIES				
Current Liabilities:				
Accrued Salaries and Benefits	2110	13,308.77	13,308.77	658.24
Payroll Deductions and Withholdings	2170	1,925.61	1,925.61	0.00
Accounts Payable	2120	5,772.62	5,772.62	4,954.32
Judgments Payable	2130	0.00	0.00	0.00
Sales Tax Payable	2260	0.00	0.00	0.00
Accrued Interest Payable	2210	0.00	0.00	0.00
Deposits Payable	2220	0.00	0.00	0.00
Due to Budgetary Funds	2161	0.00	0.00	0.00
Due to Other Agencies	2230	1,424.66	1,424.66	0.00
Deferred Revenues	2410	0.00	0.00	1,339,036.54
Estimated Unpaid Claims - Self-Insurance Program	2271	0.00	0.00	2,055,971.56
Estimated Liability for Claims Adjustment	2272	0.00	0.00	1,100,000.00
Total Current Liabilities		22,431.66	22,431.66	4,500,620.66
Long-Term Liabilities				
Portion Due Within One Year:				
Obligations Under Capital Leases	2315	0.00	0.00	0.00
Liability for Compensated Absences	2330	6,959.53	6,959.53	0.00
Estimated Liability for Long-Term Claims	2350	0.00	0.00	0.00
Other Post-Employment Benefits Liability	2360	0.00	0.00	0.00
Due Within One Year		6,959.53	6,959.53	0.00
Portion Due After One Year:				
Obligations Under Capital Leases	2315	0.00	0.00	0.00
Liability for Compensated Absences	2330	12,369.80	12,369.80	0.00
Estimated Liability for Long-Term Claims	2350	0.00	0.00	0.00
Other Post-Employment Benefits Liability	2360	31,626.00	31,626.00	0.00
Due in More Than One Year		43,995.80	43,995.80	0.00
Total Long-Term Liabilities		50,955.33	50,955.33	0.00
Total Liabilities		73,386.99	73,386.99	4,500,620.66
DEFERRED INFLOWS OF RESOURCES				
Accumulated Increase in Fair Value of Hedging Derivatives	2610	0.00	0.00	0.00
Total Deferred Inflows of Resources		0.00	0.00	0.00
NET POSITION				
Net Investment in Capital Assets	2770	0.00	0.00	0.00
Restricted for	2780	0.00	0.00	0.00
Unrestricted	2790	565,594.19	565,594.19	4,133,716.78
Total Net Position		565,594.19	565,594.19	4,133,716.78

The accompanying notes to financial statements are an integral part of this statement.

DISTRICT SCHOOL BOARD OF INDIAN RIVER COUNTY
STATEMENT OF REVENUES, EXPENSES, AND CHANGES IN FUND NET POSITION
PROPRIETARY FUNDS
For the Fiscal Year Ended June 30, 2013

	Account Number	Business-Type Activities - Enterprise Funds		Governmental Activities - Internal Service Funds
		Other Enterprise Funds	Totals	
OPERATING REVENUES				
Charges for Services	3481	707,693.25	707,693.25	12,985.40
Charges for Sales	3482	0.00	0.00	0.00
Premium Revenue	3484	0.00	0.00	16,562,178.20
Other Operating Revenues	3489	0.00	0.00	113,073.18
Total Operating Revenues		707,693.25	707,693.25	16,688,236.78
OPERATING EXPENSES				
Salaries	100	464,969.12	464,969.12	96,563.01
Employee Benefits	200	93,619.67	93,619.67	2,847,075.37
Purchased Services	300	34,002.66	34,002.66	1,478,245.74
Energy Services	400	0.00	0.00	0.00
Materials and Supplies	500	54,450.73	54,450.73	4,157.27
Capital Outlay	600	16,408.00	16,408.00	0.00
Other	700	60.00	60.00	13,526,482.48
Depreciation and Amortization Expense	780	0.00	0.00	0.00
Total Operating Expenses		663,510.18	663,510.18	17,952,523.87
Operating Income (Loss)		44,183.07	44,183.07	(1,264,287.09)
NONOPERATING REVENUES (EXPENSES)				
Investment Income	3430	1,248.27	1,248.27	54,143.84
Gifts, Grants, and Bequests	3440	0.00	0.00	150,000.00
Other Miscellaneous Local Sources	3495	0.00	0.00	0.00
Loss Recoveries	3740	0.00	0.00	26,599.70
Gain on Disposition of Assets	3780	0.00	0.00	0.00
Interest	720	0.00	0.00	0.00
Miscellaneous	790	0.00	0.00	0.00
Loss on Disposition of Assets	810	0.00	0.00	0.00
Total Nonoperating Revenues (Expenses)		1,248.27	1,248.27	230,743.54
Income (Loss) Before Operating Transfers		45,431.34	45,431.34	(1,033,543.55)
Transfers In	3600	0.00	0.00	0.00
Transfers Out	9700	0.00	0.00	0.00
SPECIAL ITEMS		0.00	0.00	0.00
EXTRAORDINARY ITEMS		0.00	0.00	0.00
Change In Net Position		45,431.34	45,431.34	(1,033,543.55)
Net Position - July 1, 2012	2880	520,162.85	520,162.85	5,167,260.33
Adjustment to Net Position	2896	0.00	0.00	0.00
Net Position - June 30, 2013	2780	565,594.19	565,594.19	4,133,716.78

The accompanying notes to financial statements are an integral part of this statement.
ESE 145

DISTRICT SCHOOL BOARD OF INDIAN RIVER COUNTY
STATEMENT OF CASH FLOWS
PROPRIETARY FUNDS
For the Fiscal Year Ended June 30, 2013

	Business-Type Activities - Enterprise Funds		Governmental Activities - Internal Service Funds
	Other Enterprise Funds	Totals	
CASH FLOWS FROM OPERATING ACTIVITIES			
Receipts from customers and users	707,693.25	707,693.25	17,163,572.52
Receipts from interfund services provided	0.00	0.00	0.00
Payments to suppliers	(105,140.51)	(105,140.51)	(2,876,259.15)
Payments to employees	(538,492.97)	(538,492.97)	(117,782.31)
Payments for interfund services used	0.00	0.00	0.00
Other receipts (payments)	0.00	0.00	(14,996,666.55)
Net cash provided (used) by operating activities	64,059.77	64,059.77	(827,135.49)
CASH FLOWS FROM NONCAPITAL FINANCING ACTIVITIES			
Subsidies from operating grants	0.00	0.00	165,580.06
Transfers from other funds	0.00	0.00	0.00
Transfers to other funds	0.00	0.00	0.00
Net cash provided (used) by noncapital financing activities	0.00	0.00	165,580.06
CASH FLOWS FROM CAPITAL AND RELATED FINANCING ACTIVITIES			
Proceeds from capital debt	0.00	0.00	0.00
Capital contributions	0.00	0.00	150,000.00
Proceeds from disposition of capital assets	0.00	0.00	0.00
Acquisition and construction of capital assets	0.00	0.00	0.00
Principal paid on capital debt	0.00	0.00	0.00
Interest paid on capital debt	0.00	0.00	0.00
Net cash provided (used) by capital and related financing activities	0.00	0.00	150,000.00
CASH FLOWS FROM INVESTING ACTIVITIES			
Proceeds from sales and maturities of investments	0.00	0.00	0.00
Interest and dividends received	1,248.27	1,248.27	17,207.70
Purchase of investments	0.00	0.00	117,228.84
Net cash provided (used) by investing activities	1,248.27	1,248.27	134,436.54
Net increase (decrease) in cash and cash equivalents	65,308.04	65,308.04	(377,118.89)
Cash and cash equivalents - July 1, 2012	573,673.14	573,673.14	8,619,265.00
Cash and cash equivalents - June 30, 2013	638,981.18	638,981.18	8,242,146.11
Reconciliation of operating income (loss) to net cash provided (used) by operating activities:			
Operating income (loss)	44,183.07	44,183.07	(1,264,287.09)
Adjustments to reconcile operating income (loss) to net cash provided (used) by operating activities:			
Depreciation/Amortization expense	0.00	0.00	0.00
Commodities used from USDA program	0.00	0.00	0.00
Change in assets and liabilities:			
(Increase) decrease in accounts receivable	0.00	0.00	0.00
(Increase) decrease in interest receivable	0.00	0.00	0.00
(Increase) decrease in due from reinsurer	0.00	0.00	0.00
(Increase) decrease in deposits receivable	0.00	0.00	0.00
(Increase) decrease in due from other funds	130.19	130.19	508.15
(Increase) decrease in due from other agencies	0.00	0.00	463,240.46
(Increase) decrease in inventory	0.00	0.00	0.00
(Increase) decrease in prepaid items	0.00	0.00	0.00
Increase (decrease) in salaries and benefits payable	21,451.56	21,451.56	260.78
Increase (decrease) in payroll tax liabilities	0.00	0.00	0.00
Increase (decrease) in accounts payable	(1,485.93)	(1,485.93)	654.88
Increase (decrease) in judgments payable	0.00	0.00	0.00
Increase (decrease) in sales tax payable	0.00	0.00	0.00
Increase (decrease) in accrued interest payable	0.00	0.00	0.00
Increase (decrease) in deposits payable	0.00	0.00	0.00
Increase (decrease) in due to other funds	0.00	0.00	0.00
Increase (decrease) in due to other agencies	(219.12)	(219.12)	0.00
Increase (decrease) in advanced/deferred revenue	0.00	0.00	12,095.28
Increase (decrease) in estimated unpaid claims - Self-Insurance Programs	0.00	0.00	(39,607.95)
Increase (decrease) in estimated liability for claims adjustment	0.00	0.00	0.00
Total adjustments	19,876.70	19,876.70	437,151.60
Net cash provided (used) by operating activities	64,059.77	64,059.77	(827,135.49)
Noncash investing, capital, and financing activities:			
Borrowing under capital lease	0.00	0.00	0.00
Contributions of capital assets	0.00	0.00	0.00
Purchase of equipment on account	0.00	0.00	0.00
Capital asset trade-ins	0.00	0.00	0.00
Net Increase/(Decrease) in the fair value of investments	0.00	0.00	36,936.14
Commodities received through USDA program	0.00	0.00	0.00

The accompanying notes to financial statements are an integral part of this statement.
ESE 145

DISTRICT SCHOOL BOARD OF INDIAN RIVER COUNTY
STATEMENT OF FIDUCIARY NET POSITION
FIDUCIARY FUNDS
June 30, 2013

	Account Number	Total Private-Purpose Waldo Scraubstader 850	Total Agency Funds 89X
ASSETS			
Cash and Cash Equivalents	1110	23,901.24	1,284,435.34
Investments	1160	45,917.51	0.00
Accounts Receivable, Net	1130	0.00	3,102.61
Interest Receivable on Investments	1170	0.00	0.00
Due From Budgetary Funds	1141	0.00	0.00
Inventory	1150		41,944.66
Due From Other Agencies	1220	0.00	0.00
Total Assets		69,818.75	1,329,482.61
DEFERRED OUTFLOWS OF RESOURCES			
Accumulated Decrease in Fair Value of Hedging Derivatives	1910	0.00	
Total Deferred Outflows of Resources		0.00	
LIABILITIES			
Accrued Salaries and Benefits	2110	0.00	0.00
Payroll Deductions and Withholdings	2170	0.00	0.00
Accounts Payable	2120	0.00	12,946.89
Due to Other Agencies	2230	0.00	
Due to Budgetary Funds	2161	0.00	0.00
Internal Accounts Payable	2290	0.00	1,316,535.72
Total Liabilities		0.00	1,329,482.61
DEFERRED INFLOWS OF RESOURCES			
Accumulated Increase in Fair Value of Hedging Derivatives	2610	0.00	
Total Deferred Inflows of Resources		0.00	
NET POSITION			
Held in Trust for Pension Benefits		0.00	
Held in Trust for Scholarships and Other Purposes		69,818.75	
Total Net Position		69,818.75	

The accompanying notes to financial statements are an integral part of this statement.
ESE 145

DISTRICT SCHOOL BOARD OF INDIAN RIVER COUNTY
STATEMENT OF CHANGES IN FIDUCIARY NET POSITION
FIDUCIARY FUNDS
For the Fiscal Year Ended June 30, 2013

	Account Number	Total Private-Purpose Waldo Scraubstader 850
ADDITIONS		
Contributions:		
Employer		0.00
Plan Members		0.00
Gifts, Grants, and Bequests	3440	0.00
Investment Earnings:		
Interest on Investments	3431	1,198.75
Gain on Sale of Investments	3432	0.00
Net Increase (Decrease) in the Fair Value of Investments	3433	(1,527.07)
Total Investment Earnings		(328.32)
Less Investment Expense		0.00
Net Investment Earnings		(328.32)
Total Additions		(328.32)
DEDUCTIONS		
Salaries	100	0.00
Employee Benefits	200	0.00
Purchased Services	300	0.00
Other	700	3,261.91
Refunds of Contributions		0.00
Administrative Expenses		0.00
Total Deductions		3,261.91
Change In Net Position		(3,590.23)
Net Position - July 1, 2012	2885	73,408.98
Net Position - June 30, 2013	2785	69,818.75

The accompanying notes to financial statements are an integral part of this statement.
ESE 145

DISTRICT SCHOOL BOARD OF INDIAN RIVER COUNTY
COMBINING STATEMENT OF NET POSITION
MAJOR AND NONMAJOR COMPONENT UNITS
June 30, 2013

	Account Number	Total Nonmajor Component Units	Total Component Units
ASSETS			
Current Assets:			
Cash and Cash Equivalents	1110	3,392,758.00	3,392,758.00
Investments	1160	0.00	0.00
Taxes Receivable, Net	1120	0.00	0.00
Accounts Receivable, Net	1130	120,604.00	120,604.00
Interest Receivable on Investments	1170	0.00	0.00
Due from Reinsurer	1180	0.00	0.00
Deposits Receivable	1210	0.00	0.00
Due from Other Agencies	1220	13,538.00	13,538.00
Internal Balances		0.00	0.00
Inventory	1150	0.00	0.00
Prepaid Items	1230	184,161.00	184,161.00
Total Current Assets		3,711,061.00	3,711,061.00
Noncurrent Assets:			
Cash with Fiscal/Service Agents	1114	0.00	0.00
Other Post-Employment Benefits Asset	1410	0.00	0.00
Section 1011.13, F.S. Loan Proceeds	1420	0.00	0.00
Investments	1460	0.00	0.00
Total Noncurrent Assets		0.00	0.00
Capital Assets:			
Land	1310	779,971.00	779,971.00
Land Improvements - Nondepreciable	1315	0.00	0.00
Construction in Progress	1360	2,288,901.00	2,288,901.00
Improvements Other Than Buildings	1320	714,325.00	714,325.00
Less Accumulated Depreciation	1329	(331,219.00)	(331,219.00)
Buildings and Fixed Equipment	1330	11,804,561.00	11,804,561.00
Less Accumulated Depreciation	1339	(2,637,819.00)	(2,637,819.00)
Furniture, Fixtures and Equipment	1340	1,595,447.00	1,595,447.00
Less Accumulated Depreciation	1349	(892,300.00)	(892,300.00)
Motor Vehicles	1350	13,459.00	13,459.00
Less Accumulated Depreciation	1359	0.00	0.00
Property Under Capital Lease	1370	35,935.00	35,935.00
Less Accumulated Depreciation	1379	(27,311.00)	(27,311.00)
Audiovisual Materials	1381	64,257.00	64,257.00
Less Accumulated Depreciation	1388	(45,035.00)	(45,035.00)
Computer Software	1382	77,013.00	77,013.00
Less Accumulated Amortization	1389	(57,719.00)	(57,719.00)
Other Capital Assets, Net of Depreciation		10,313,594.00	10,313,594.00
Total Capital Assets		13,382,466.00	13,382,466.00
Total Assets		17,093,527.00	17,093,527.00
DEFERRED OUTFLOWS OF RESOURCES			
Accumulated Decrease in Fair Value of Hedging Derivatives	1910	0.00	0.00
Total Deferred Outflows of Resources		0.00	0.00
LIABILITIES			
Current Liabilities:			
Accrued Salaries and Benefits	2110	325,926.00	325,926.00
Payroll Deductions and Withholdings	2170	103,684.00	103,684.00
Accounts Payable	2120	73,064.00	73,064.00
Judgments Payable	2130	0.00	0.00
Construction Contracts Payable	2140	105,294.00	105,294.00
Construction Contracts Payable - Retained Percentage	2150	0.00	0.00
Sales Tax Payable	2260	0.00	0.00
Due to Fiscal Agent	2240	0.00	0.00
Accrued Interest Payable	2210	3,979.00	3,979.00
Deposits Payable	2220	0.00	0.00
Due to Other Agencies	2230	0.00	0.00
Current Notes Payable	2250	0.00	0.00
Deferred Revenues	2410	186,578.00	186,578.00
Estimated Unpaid Claims - Self-Insurance Program	2271	0.00	0.00
Estimated Liability for Claims Adjustment	2272	0.00	0.00
Estimated Liability for Arbitrage Rebate	2280	0.00	0.00
Total Current Liabilities		798,525.00	798,525.00
Long-Term Liabilities			
Portion Due Within One Year:			
Notes Payable	2310	517,478.00	517,478.00
Obligations Under Capital Leases	2315	7,371.00	7,371.00
Bonds Payable	2320	0.00	0.00
Liability for Compensated Absences	2330	0.00	0.00
Lease-Purchase Agreements Payable	2340	0.00	0.00
Estimated Liability for Long-Term Claims	2350	0.00	0.00
Other Post-Employment Benefits Liability	2360	0.00	0.00
Estimated PECO Advance Payable	2370	0.00	0.00
Estimated Liability for Arbitrage Rebate	2280	0.00	0.00
Due within One Year		524,849.00	524,849.00
Portion Due After One Year:			
Notes Payable	2310	5,719,002.00	5,719,002.00
Obligations Under Capital Leases	2315	20,196.00	20,196.00
Bonds Payable	2320	0.00	0.00
Liability for Compensated Absences	2330	0.00	0.00
Lease-Purchase Agreements Payable	2340	0.00	0.00
Estimated Liability for Long-Term Claims	2350	0.00	0.00
Other Post-Employment Benefits Liability	2360	0.00	0.00
Estimated PECO Advance Payable	2370	0.00	0.00
Estimated Liability for Arbitrage Rebate	2280	0.00	0.00
Due in More than One Year		5,739,198.00	5,739,198.00
Total Long-Term Liabilities		6,264,047.00	6,264,047.00
Total Liabilities		7,062,572.00	7,062,572.00
DEFERRED INFLOWS OF RESOURCES			
Accumulated Increase in Fair Value of Hedging Derivatives	2610	0.00	0.00
Total Deferred Inflows of Resources		0.00	0.00
NET POSITION			
Net Investment in Capital Assets	2770	7,139,265.00	7,139,265.00
Restricted For:			
Categorical Carryover Programs	2780	0.00	0.00
Food Service	2780	0.00	0.00
Debt Service	2780	0.00	0.00
Capital Projects	2780	151,732.00	151,732.00
Other Purposes	2780	0.00	0.00
Unrestricted	2790	2,739,958.00	2,739,958.00
Total Net Position		10,030,955.00	10,030,955.00

DISTRICT SCHOOL BOARD OF INDIAN RIVER COUNTY
COMBINING STATEMENT OF ACTIVITIES
MAJOR AND NONMAJOR COMPONENT UNITS
Major Component Unit Name
For the Fiscal Year Ended June 30, 2013

FUNCTIONS	Account Number	Expenses	Program Revenues: Charges for Services	Program Revenues: Operating Grants and Contributions	Program Revenues: Capital Grants and Contributions	Net (Expense) Revenue and Changes in Net Position: Component Unit Activities
Component Unit Activities:						
Instruction	5000	0.00	0.00	0.00	0.00	0.00
Student Personnel Services	6100	0.00	0.00	0.00	0.00	0.00
Instructional Media Services	6200	0.00	0.00	0.00	0.00	0.00
Instruction and Curriculum Development Services	6300	0.00	0.00	0.00	0.00	0.00
Instructional Staff Training Services	6400	0.00	0.00	0.00	0.00	0.00
Instructional-Related Technology	6500	0.00	0.00	0.00	0.00	0.00
Board	7100	0.00	0.00	0.00	0.00	0.00
General Administration	7200	0.00	0.00	0.00	0.00	0.00
School Administration	7300	0.00	0.00	0.00	0.00	0.00
Facilities Acquisition and Construction	7400	0.00	0.00	0.00	0.00	0.00
Fiscal Services	7500	0.00	0.00	0.00	0.00	0.00
Food Services	7600	0.00	0.00	0.00	0.00	0.00
Central Services	7700	0.00	0.00	0.00	0.00	0.00
Student Transportation Services	7800	0.00	0.00	0.00	0.00	0.00
Operation of Plant	7900	0.00	0.00	0.00	0.00	0.00
Maintenance of Plant	8100	0.00	0.00	0.00	0.00	0.00
Administrative Technology Services	8200	0.00	0.00	0.00	0.00	0.00
Community Services	9100	0.00	0.00	0.00	0.00	0.00
Interest on Long-Term Debt	9200	0.00	0.00	0.00	0.00	0.00
Unallocated Depreciation/Amortization Expense*		0.00				0.00
Total Component Unit Activities		0.00	0.00	0.00	0.00	0.00

	Net (Expense) Revenue and Changes in Net Position: Component Unit Activities
General Revenues:	
Taxes:	
Property Taxes, Levied for Operational Purposes	0.00
Property Taxes, Levied for Debt Service	0.00
Property Taxes, Levied for Capital Projects	0.00
Local Sales Taxes	0.00
Grants and Contributions Not Restricted to Specific Programs	0.00
Investment Earnings	0.00
Miscellaneous	0.00
Special Items	0.00
Extraordinary Items	0.00
Transfers	0.00
Total General Revenues, Special Items, Extraordinary Items, and Transfers	0.00
Change in Net Position	0.00
Net Position - July 1, 2012	0.00
Net Position - June 30, 2013	0.00

*This amount excludes the depreciation/amortization that is included in the direct expenses of the various functions.

The accompanying notes to financial statements are an integral part of this statement.
ESE 145

DISTRICT SCHOOL BOARD OF INDIAN RIVER COUNTY
COMBINING STATEMENT OF ACTIVITIES (CONTINUED)
MAJOR AND NONMAJOR COMPONENT UNITS
Major Component Unit Name
For the Fiscal Year Ended June 30, 2013

FUNCTIONS	Account Number	Expenses	Program Revenues: Charges for Services	Program Revenues: Operating Grants and Contributions	Program Revenues: Capital Grants and Contributions	Net (Expense) Revenue and Changes in Net Position: Component Unit Activities
Component Unit Activities:						
Instruction	5000	0.00	0.00	0.00	0.00	0.00
Student Personnel Services	6100	0.00	0.00	0.00	0.00	0.00
Instructional Media Services	6200	0.00	0.00	0.00	0.00	0.00
Instruction and Curriculum Development Services	6300	0.00	0.00	0.00	0.00	0.00
Instructional Staff Training Services	6400	0.00	0.00	0.00	0.00	0.00
Instructional-Related Technology	6500	0.00	0.00	0.00	0.00	0.00
Board	7100	0.00	0.00	0.00	0.00	0.00
General Administration	7200	0.00	0.00	0.00	0.00	0.00
School Administration	7300	0.00	0.00	0.00	0.00	0.00
Facilities Acquisition and Construction	7400	0.00	0.00	0.00	0.00	0.00
Fiscal Services	7500	0.00	0.00	0.00	0.00	0.00
Food Services	7600	0.00	0.00	0.00	0.00	0.00
Central Services	7700	0.00	0.00	0.00	0.00	0.00
Student Transportation Services	7800	0.00	0.00	0.00	0.00	0.00
Operation of Plant	7900	0.00	0.00	0.00	0.00	0.00
Maintenance of Plant	8100	0.00	0.00	0.00	0.00	0.00
Administrative Technology Services	8200	0.00	0.00	0.00	0.00	0.00
Community Services	9100	0.00	0.00	0.00	0.00	0.00
Interest on Long-Term Debt	9200	0.00	0.00	0.00	0.00	0.00
Unallocated Depreciation/Amortization Expense*		0.00				0.00
Total Component Unit Activities		0.00	0.00	0.00	0.00	0.00

	Net (Expense) Revenue and Changes in Net Position: Component Unit Activities
General Revenues:	
Taxes:	
Property Taxes, Levied for Operational Purposes	0.00
Property Taxes, Levied for Debt Service	0.00
Property Taxes, Levied for Capital Projects	0.00
Local Sales Taxes	0.00
Grants and Contributions Not Restricted to Specific Programs	0.00
Investment Earnings	0.00
Miscellaneous	0.00
Special Items	0.00
Extraordinary Items	0.00
Transfers	0.00
Total General Revenues, Special Items, Extraordinary Items, and Transfers	0.00
Change in Net Position	0.00
Net Position - July 1, 2012	0.00
Net Position - June 30, 2013	0.00

*This amount excludes the depreciation/amortization that is included in the direct expenses of the various functions.

The accompanying notes to financial statements are an integral part of this statement.

DISTRICT SCHOOL BOARD OF INDIAN RIVER COUNTY
COMBINING STATEMENT OF ACTIVITIES (CONTINUED)
MAJOR AND NONMAJOR COMPONENT UNITS
TOTAL NONMAJOR COMPONENT UNITS
For the Fiscal Year Ended June 30, 2013

FUNCTIONS	Account Number	Expenses	Program Revenues: Charges for Services	Program Revenues: Operating Grants and Contributions	Program Revenues: Capital Grants and Contributions	Net (Expense) Revenue and Changes in Net Position: Component Units Activities
Component Unit Activities:						
Instruction	5000	7,454,773.00	529,368.00	103,092.00	341,351.00	(6,480,962.00)
Student Personnel Services	6100	189,836.00	0.00	0.00	0.00	(189,836.00)
Instructional Media Services	6200	69,452.00	0.00	0.00	0.00	(69,452.00)
Instruction and Curriculum Development Services	6300	109,702.00	0.00	0.00	0.00	(109,702.00)
Instructional Staff Training Services	6400	17,606.00	0.00	0.00	0.00	(17,606.00)
Instructional-Related Technology	6500	0.00	0.00	0.00	0.00	0.00
Board	7100	33,540.00	0.00	0.00	0.00	(33,540.00)
General Administration	7200	16,434.00	0.00	0.00	0.00	(16,434.00)
School Administration	7300	2,340,012.00	0.00	0.00	10,261.00	(2,329,751.00)
Facilities Acquisition and Construction	7400	110,386.00	13,750.00	0.00	67,603.00	(29,033.00)
Fiscal Services	7500	23,518.00	0.00	0.00	0.00	(23,518.00)
Food Services	7600	561,129.00	188,253.00	377,598.00	0.00	4,722.00
Central Services	7700	12,637.00	0.00	0.00	0.00	(12,637.00)
Student Transportation Services	7800	98,866.00	0.00	0.00	0.00	(98,866.00)
Operation of Plant	7900	2,425,780.00	0.00	219,293.00	20,655.00	(2,185,832.00)
Maintenance of Plant	8100	59,680.00	0.00	0.00	2,896.00	(56,784.00)
Administrative Technology Services	8200	0.00	0.00	0.00	0.00	0.00
Community Services	9100	60,411.00	121,279.00	0.00	0.00	60,868.00
Interest on Long-Term Debt	9200	210,938.00	0.00	0.00	43,114.00	(167,824.00)
Unallocated Depreciation/Amortization Expense*		520,189.00				(520,189.00)
Total Component Unit Activities		14,314,889.00	852,650.00	699,983.00	485,880.00	(12,276,376.00)

	Net (Expense) Revenue and Changes in Net Position: Component Units Activities
General Revenues:	
Taxes:	
Property Taxes, Levied for Operational Purposes	7,190,861.00
Property Taxes, Levied for Debt Service	0.00
Property Taxes, Levied for Capital Projects	357,468.00
Local Sales Taxes	0.00
Grants and Contributions Not Restricted to Specific Programs	5,277,173.00
Investment Earnings	6,464.00
Miscellaneous	580,842.00
Special Items	(493,798.00)
Extraordinary Items	0.00
Transfers	0.00
Total General Revenues, Special Items, Extraordinary Items, and Transfers	12,919,010.00
Change in Net Position	642,634.00
Net Position - July 1, 2012	9,388,321.00
Net Position - June 30, 2013	10,030,955.00

*This amount excludes the depreciation/amortization that is included in the direct expenses of the various functions.

The accompanying notes to financial statements are an integral part of this statement.

DISTRICT SCHOOL BOARD OF INDIAN RIVER COUNTY
COMBINING STATEMENT OF ACTIVITIES
MAJOR AND NONMAJOR COMPONENT UNITS
TOTAL COMPONENT UNITS
For the Fiscal Year Ended June 30, 2013

FUNCTIONS	Account Number	Expenses	Program Revenues: Charges for Services	Program Revenues: Operating Grants and Contributions	Program Revenues: Capital Grants and Contributions	Net (Expense) Revenue and Changes in Net Position: Total Component Units Activities
Component Unit Activities:						
Instruction	5000	7,454,773.00	529,368.00	103,092.00	341,351.00	(6,480,962.00)
Student Personnel Services	6100	189,836.00	0.00	0.00	0.00	(189,836.00)
Instructional Media Services	6200	69,452.00	0.00	0.00	0.00	(69,452.00)
Instruction and Curriculum Development Services	6300	109,702.00	0.00	0.00	0.00	(109,702.00)
Instructional Staff Training Services	6400	17,606.00	0.00	0.00	0.00	(17,606.00)
Instructional-Related Technology	6500	0.00	0.00	0.00	0.00	0.00
Board	7100	33,540.00	0.00	0.00	0.00	(33,540.00)
General Administration	7200	16,434.00	0.00	0.00	0.00	(16,434.00)
School Administration	7300	2,340,012.00	0.00	0.00	10,261.00	(2,329,751.00)
Facilities Acquisition and Construction	7400	110,386.00	13,750.00	0.00	67,603.00	(29,033.00)
Fiscal Services	7500	23,518.00	0.00	0.00	0.00	(23,518.00)
Food Services	7600	561,129.00	188,253.00	377,598.00	0.00	4,722.00
Central Services	7700	12,637.00	0.00	0.00	0.00	(12,637.00)
Student Transportation Services	7800	98,866.00	0.00	0.00	0.00	(98,866.00)
Operation of Plant	7900	2,425,780.00	0.00	219,293.00	20,655.00	(2,185,832.00)
Maintenance of Plant	8100	59,680.00	0.00	0.00	2,896.00	(56,784.00)
Administrative Technology Services	8200	0.00	0.00	0.00	0.00	0.00
Community Services	9100	60,411.00	121,279.00	0.00	0.00	60,868.00
Interest on Long-Term Debt	9200	210,938.00	0.00	0.00	43,114.00	(167,824.00)
Unallocated Depreciation/Amortization Expense*		520,189.00				(520,189.00)
Total Component Unit Activities		14,314,889.00	852,650.00	699,983.00	485,880.00	(12,276,376.00)

	Net (Expense) Revenue and Changes in Net Position: Total Component Units Activities
General Revenues:	
Taxes:	
Property Taxes, Levied for Operational Purposes	7,190,861.00
Property Taxes, Levied for Debt Service	0.00
Property Taxes, Levied for Capital Projects	357,468.00
Local Sales Taxes	0.00
Grants and Contributions Not Restricted to Specific Programs	5,277,173.00
Investment Earnings	6,464.00
Miscellaneous	580,842.00
Special Items	(493,798.00)
Extraordinary Items	0.00
Transfers	0.00
Total General Revenues, Special Items, Extraordinary Items, and Transfers	12,919,010.00
Change in Net Position	642,634.00
Net Position - July 1, 2012	9,388,321.00
Net Position - June 30, 2013	10,030,955.00

*This amount excludes the depreciation/amortization that is included in the direct expenses of the various functions.

The accompanying notes to financial statements are an integral part of this statement.

1. SUMMARY OF SIGNIFICANT ACCOUNTING POLICIES

➢ Reporting Entity

The Indian River County District School Board (Board) has direct responsibility for operation, control, and supervision of District schools and is considered a primary government for financial reporting. The Indian River County School District (District) is considered part of the Florida system of public education. The governing body of the District is the Board, which is composed of five elected members. The appointed Superintendent of Schools is the executive officer of the Board. Geographic boundaries of the District correspond with those of Indian River County.

Criteria for determining if other entities are potential component units that should be reported within the District's basic financial statements are identified and described in the Governmental Accounting Standards Board's (GASB) *Codification of Governmental Accounting and Financial Reporting Standards*, Sections 2100 and 2600. The application of these criteria provides for identification of any entities for which the Board is financially accountable and other organizations for which the nature and significance of their relationship with the School Board are such that exclusion would cause the District's basic financial statements to be misleading or incomplete.

Based on the application of these criteria, the following component units are included within the District's reporting entity:

- Blended Component Unit. The Indian River County School Board Leasing Corporation (Leasing Corporation) was formed to facilitate financing for the acquisition of facilities and equipment as further discussed in a subsequent note to the financials. Due to the substantive economic relationship between the Board and the Leasing Corporation, the financial activities of the Leasing Corporation are included in the accompanying basic financial statements. Separate financial statements for the Leasing Corporation are not published.

- Discretely Presented Component Units. The component units columns in the government-wide financial statements include the financial data of the District's other component units. Per Florida Statute, charter schools operate under charters approved by their sponsor. Charter schools listed below are sponsored by the Indian River County District School board and are considered to be component units of the District since they are fiscally dependent on the District to levy taxes for them.

The charter schools listed below are separate not-for-profit corporations organized pursuant to Chapter 617, Florida Statutes, the Florida Not-For-Profit Corporation Act, and Section 1002.33, Florida Statutes.

Indian River Charter High School, Inc. was established to provide educational services to secondary school students in grades 9 through 12 who want or need a nontraditional structure and learning environment to successfully complete their high school academic and vocational preparation and earn their high school diploma.

North County Charter School, Inc. was established to provide educational services to students in grades K through 5, to learn at high levels, through an academically rigorous and innovative curriculum that incorporates the development of good character.

Sebastian Charter Junior High, Inc. was established to educate students in grades 6 through 8 in a challenging and wholesome environment which provides an educational environment where students have learning opportunities that set high expectations for academic growth, individual achievement, and character development.

St. Peter's Academy, Inc., was established to provide educational services to students in grades K through 6, to demonstrate that students can learn at high levels, through academically rigorous and innovative curriculum that incorporates the development of good character.

Imagine Schools at South Vero, LLC, was established to provide students in grades K through 8, with a quality learning opportunity by maintaining a caring learning environment, working with parents and local communities to develop the intellect and character of the students who choose to attend the school; utilizing innovative teaching techniques delivered by a highly qualified faculty; and offering a challenging curriculum that prepares children for lives of leadership in a rapidly changing world.

The financial data reported on the accompanying statements was derived from the charter schools' audited financial statements for the fiscal year ended June 30, 2013. Audits of the charter schools for the fiscal year ended June 30, 2013 were conducted by independent accounting firms and are on file at the District Administrative Office.

➢ Basis of Presentation

Government-wide Financial Statements - Government-wide financial statements, including the statement of net assets and the statement of activities, present information about the School District as a whole. These statements include the non-fiduciary financial activity of the primary government and its component units. The statements distinguish between governmental activities of the District and those that are considered business-type activities.

Government-wide financial statements are prepared using the economic resources measurement focus. The statement of activities presents a comparison between direct expenses and program revenues for each function or program of the District's governmental activities and for each segment of business activities. Direct expenses are those that are specifically associated with a service, program, or department and are thereby clearly identifiable to a particular function. Depreciation expense for the District has been allocated based upon a percentage of functional expenditures to total expenditures with direct allocation for some expenses in pupil transportation services, food service, and maintenance of plant functions.

Program revenues include charges paid by the recipient of the goods or services offered by the program, and grants and contributions that are restricted to meeting the operational or capital requirements of a particular program. Revenues that are not classified as program revenues are presented as general revenues. The comparison of direct expenses with program revenues identifies the extent to which each governmental function or business segment is self-financing or draws from the general revenues of the District.

The effects of interfund activity have been eliminated from the government-wide financial statements except for interfund services provided and used, and the net residual amounts between governmental and business-type activities.

Fund Financial Statements - Fund financial statements report detailed information about the District in the governmental, proprietary, and fiduciary funds. The focus of governmental fund financial statements is on major funds rather than reporting funds by type. Each major fund is reported in a separate column. Nonmajor funds are aggregated and reported in a single column. Because the focus of governmental fund financial statements differs from the focus of government-wide financial statements, a reconciliation is presented with each of the governmental fund financial statements.

The District reports the following major governmental funds:

- General Fund – to account for all financial resources not required to be accounted for in another fund, and for certain revenues from the State that are legally restricted to be expended for specific current operating purposes.

- Special Revenue – Federal Economic Stimulus Fund – to account for certain Federal grant program resources provided for operations and other programs as set out in the American Recovery and Reinvestment Act and other stimulus programs.

- Debt Service – Other Fund – to account for financial resources generated for debt principal and interest for the Series 2005 and Series 2007 Certificates of Participation.

- Debt Service – American Recovery and Reinvestment Act (ARRA) Fund – to account for the accumulation of resources for, and the payment of, debt principal, interest, and related costs of the Qualified School Construction Bond (QSCB) issue.

- Capital Projects – Local Capital Improvement Fund – to account for the financial resources generated by the local capital improvement tax levy to be used for educational capital outlay needs, including new construction, renovation and remodeling projects, payments on operating leases, motor vehicle purchases, equipment purchases, and costs of environmental compliance.

- Capital Projects – Other Fund – to account for other financial resources generated by the Series 2005 and Series 2007 Certificates of Participation, Impact Fees, and Class Size Reduction Construction funds to be used for capital projects.

- Capital Projects – American Recovery and Reinvestment Act (ARRA) Fund – to account for the financial resources of the Qualified School Construction Bond (QSCB) issue to be used for certain capital construction and improvement projects.

Additionally, the District reports the following proprietary and fiduciary fund types:

- Internal Service Funds – to account for the District's individual self-insurance programs.

- Enterprise Fund - Extended Day Program – to account for the financial resources of the District's Extended Day Program. This program provides before and after school care to students.

- Private-Purpose Trust Fund – to account for resources of the Estate of Waldo Schraubstader Scholarship Fund.
- Agency Funds – to account for resources of the school internal funds, which are used to administer moneys collected at the several schools in connection with school, student athletic, class, and club activities.

➢ Basis of Accounting

Basis of accounting refers to when revenues and expenditures, or expenses, are recognized in the accounts and reported in the financial statements. Basis of accounting relates to the timing of the measurements made, regardless of the measurement focus applied.

The government-wide financial statements are prepared using the accrual basis of accounting, as are the proprietary funds and fiduciary funds financial statements. Revenues are recognized when earned and expenses are recognized when a liability is incurred, regardless of the timing of the related cash flows. Property taxes are recognized in the year for which they are levied. Revenues from grants, entitlements, and donations are recognized in the fiscal year in which all eligibility requirements imposed by the provider have been satisfied.

Governmental fund financial statements are prepared using the modified accrual basis of accounting. Revenues, except for certain grant revenues, are recognized when they become measurable and available. Revenues are considered to be available when they are collectible within the current period or soon enough thereafter to pay liabilities of the current period. The District considers revenues to be available if they are collected within 30 days of the end of the current fiscal year. Revenues susceptible to accrual include ad valorem taxes, impact fees, and interest on investments. When grant terms provide that the expenditure of resources is the prime factor for determining eligibility for Federal, State, and other grant resources, revenue is recognized at the time the expenditure is made. Under the modified accrual basis of accounting, expenditures are generally recognized when the related fund liability is incurred, except for principal and interest on long-term debt, claims and judgments, postemployment healthcare benefits, and compensated absences, which are recognized when due. Allocations of cost, such as depreciation, are not recognized in governmental funds.

Proprietary funds are accounted for under standards issued by the Financial Accounting Standards Board through November 1989 and applicable standards issued by the Governmental Accounting Standards Board. Proprietary funds distinguish operating revenues and expenses from non-operating items. Operating revenues and expenses generally result from providing services and producing and delivering goods in connection with the proprietary funds' principal ongoing operations. The principal operating revenues of the District's internal service funds and enterprise fund are charges for employee health insurance premiums, services related to the Management Training Institute, and fees for child care services. Operating expenses include insurance

premiums, claims, administrative expense, salaries and benefits, training expense and other related expenses. All revenues and expenses not meeting this definition are reported as non-operating revenues and expenses.

When both restricted and unrestricted resources are available for use, it is the District's policy to use restricted resources first, then unrestricted resources as they are needed. When assigned or unassigned resources are available for use in governmental fund financial statements, it is the District's policy to use assigned resources first, followed by unassigned resources as they are needed.

The charter schools are accounted for as governmental organizations and follow the same accounting model as the District's governmental activities.

- **Deposits and Investments**

The District's cash and cash equivalents are considered to be cash on hand, demand deposits, and certain short-term, highly liquid investments with maturities of three months or less. Investments classified as cash equivalents consist of unrestricted investments placed with the State Board of Administration (SBA) Florida PRIME, formerly known as the Local Government Surplus Funds Trust Fund Investment Pool (LGIP).

Cash deposits are held by banks qualified as public depositories under Florida law. All deposits are insured by Federal depository insurance, up to specified limits, or collateralized with securities held in Florida's multiple financial institution collateral pool as required by Chapter 280, Florida Statutes.

Investments consist of amounts placed with SBA Debt Service Accounts for investment of debt service moneys; trust accounts placed with the SBA investment pools as participation in Florida PRIME and Fund B Surplus Funds Trust Fund (Fund B) created by Sections 218.405 and 218.417, Florida Statutes; and other investments made locally. The SBA investment pools operate under investment guidelines established by Section 215.47, Florida Statutes.

The District's investments in Florida PRIME, which SBA indicates is a Securities and Exchange Commission Rule 2a7-like external investment pool, as of June 30, 2013, are similar to money market funds in which shares are owned in the fund rather than the underlying investments. These investments are reported at fair value, which is amortized cost.

The District's investments in Fund B are accounted for as a fluctuating net asset value pool, with a Fair Value factor of 1.11845939 at June 30, 2013. Fund B is not subject to participant withdrawal requests. Distributions from Fund B, as determined by SBA, are effected by transferring eligible cash or securities to Florida PRIME, consistent with the pro rata allocation of pool shareholders of record at the creation of Fund B. One hundred percent of such distributions from Fund B are available as a liquid balance within Florida PRIME.

Investments made locally consist of a mutual fund and a money market fund and are reported at fair value. Types and amounts of investments held at fiscal year-end are described in a subsequent note on investments.

- **Inventories**

Inventories consist of expendable supplies held for consumption in the course of District operations. Inventories are valued using a weighted average cost method, except that United States Department of Agriculture surplus donated foods are stated at their fair value as determined at the time of donation to the District's food service program by the Florida Department of Agriculture and Consumer Services, Bureau of Food Distribution. The costs of inventories are recorded as expenditures when used rather than purchased.

- **Capital Assets**

Expenditures for capital assets acquired or constructed for general District purposes are reported in the governmental fund that financed the acquisition or construction. The capital assets so acquired are reported at cost in the government-wide statement of net assets but are not reported in the governmental fund financial statements. Capital assets are defined by the District as those costing more than $1,000. Such assets are recorded at historical cost or estimated historical cost if purchased or constructed. Donated assets are recorded at fair value at the date of donation. Interest costs associated with the construction of capital assets are not material and are not capitalized.

Capital assets are depreciated or amortized using the straight-line method over the following estimated useful lives:

Description	Estimated Lives
Improvements Other than Buildings	7 - 35 years
Buildings and Fixed Equipment	8 - 50 years
Furniture, Fixtures, and Equipment	5 - 15 years
Motor Vehicles	10 years
Property under Capital Lease	20 years
Audio Visual Materials and Computer Software	5 - 7 years

Current-year information relative to changes in capital assets is described in a subsequent note.

- **Long-Term Liabilities**

Long-term obligations that will be financed from resources to be received in the future by governmental funds are reported as liabilities in the government-wide statement of net assets. Premiums and discounts on debt issuance, as well as issuance costs, are deferred and amortized using a straight-line method over the life of the related debt. Bonds and other long-term debts payable are reported net of the applicable premium or discount. In the governmental fund financial statements, bonds and other long-term obligations are not recognized as liabilities until due.

In the government-wide financial statements, compensated absences (i.e., paid absences for employee vacation and sick leave) are accrued as liabilities to the extent that the benefits are attributed to services already rendered and it is probable that the employer will compensate the employees for the benefits through paid time off or other means. Vacation benefits are accrued as earned and sick leave benefits are accrued using the vesting method. The liability is based on the sick leave accumulated at year-end by those employees who are currently eligible to receive payments and for those employees for who it is probable they will become eligible. The liability includes applicable related payments for social security, medicare and retirement contributions. A liability for these amounts is reported in the governmental fund financial statements only if it has matured, such as for occurrences of employee resignations and retirements.

Changes in long term liabilities for the current year are reported in a subsequent note.

- **State Revenue Sources**

Revenues from State sources are primarily from the Class-Size Reduction – operating categorical program. State revenues include funding from the Florida Education Finance Program administered by the Florida Department of Education (Department) under the provisions of Section 1011.62, Florida Statutes. In accordance with this law, the District determines and reports the number of full-time equivalent (FTE) students and related data to the Department. The Department performs certain edit checks on the reported number of FTE and related data, and calculates the allocation of funds to the District. The District is permitted to amend its original reporting for a period of five months following the date of the original reporting. Such amendments may impact funding allocations for subsequent years. The Department may also adjust subsequent fiscal period allocations based upon an audit of the District's compliance in determining and reporting FTE and related data. Normally, such adjustments are treated as reductions or additions of revenue in the year when the adjustments are made.

The State also provides financial assistance to administer certain educational programs. State Board of Education rules require that revenue earmarked for certain programs be expended only for the program for which the money is provided, and require that the money not expended as of the close of the fiscal year be carried forward into the

following year to be expended for the same educational programs. The Department generally requires that these educational program revenues be accounted for in the General Fund. A portion of the fund balance of the General Fund is restricted in the governmental fund financial statements for the balance of categorical and earmarked education program resources.

The State allocates gross receipts taxes, generally known as Public Education Capital Outlay money, on an annual basis. The District is authorized to expend available funds only upon applying for and receiving an encumbrance authorization from the Department.

A schedule of revenue from State sources for the current year is presented in a subsequent note.

- **District Property Taxes**

The Board is authorized by State law to levy property taxes for district school operations, capital improvements, and debt service.

Property taxes consist of ad valorem taxes on real and personal property within the District. Property values are determined by the Indian River County Property Appraiser, and property taxes are collected by the Indian River County Tax Collector.

The Board adopted the 2011 tax levy on September 11, 2012. Tax bills are mailed in October and taxes are payable between November 1 of the year assessed and March 31 of the following year at discounts of up to 4 percent for early payment.

Taxes become an enforceable lien on property as of January 1, and are delinquent on April 1 of the year following the year of assessment. State law provides for enforcement of collection of personal property taxes by seizure of the property to satisfy unpaid taxes, and for enforcement of collection of real property taxes by the sale of interest bearing tax certificates to satisfy unpaid taxes. The procedures result in the collection of essentially all taxes prior to June 30 of the year following the year of assessment.

Property tax revenues are recognized in the government-wide financial statements when the Board adopts the tax levy. Property tax revenues are recognized in the governmental fund financial statements when taxes are received by the District, except that revenue is accrued for taxes collected by the Indian River County Tax Collector at fiscal year-end but not yet remitted to the District.

Millages and taxes levied for the current year are presented in a subsequent note.

- **Educational Impact Fees**

  The District receives educational impact fees based on an ordinance adopted by the Indian River County Commission on May 17, 2005. The educational impact fees are collected by the County for most new residential construction. The fees shall be used solely for the purpose of providing capital improvements to the public education system necessitated by new residential development, and are not be used for any expenditure that would be classified as a maintenance or repair expense. The authorized uses include, but are not limited to, site acquisition, facility design and construction, site development, necessary off-site improvements, and furniture and equipment.

- **Federal Revenue Sources**

  The District receives Federal awards for the enhancement of various educational programs. Federal awards are generally received based on applications submitted to, and approved by, various granting agencies. For Federal awards in which a claim to these grant proceeds is based on incurring eligible expenditures, revenue is recognized to the extent that eligible expenditures have been incurred.

2. BUDGETARY COMPLIANCE AND ACCOUNTABILITY

The Board follows procedures established by State statutes and State Board of Education rules in establishing budget balances for governmental funds, as described below:

- Budgets are prepared, public hearings are held, and original budgets are adopted annually for all governmental fund types in accordance with procedures and time intervals prescribed by law and State Board of Education rules.

- Appropriations are controlled at the object level (e.g., salaries, purchased services, and capital outlay) within each activity (e.g., instruction, pupil personnel services, and school administration) and may be amended by resolution at any Board meeting prior to the due date for the annual financial report.

- Budgets are prepared using the same modified accrual basis as is used to account for governmental funds.

- Budgetary information is integrated into the accounting system and, to facilitate budget control, budget balances are encumbered when purchase orders and other contract commitments are issued. Appropriations lapse at fiscal year-end and encumbrances outstanding are honored from the subsequent year's appropriations.

3. INVESTMENTS

As of June 30, 2013, the District has the following investments and maturities:

Investments	Maturities	Fair Value
State Board of Administration (SBA):		
Florida PRIME (1) (2)	40 Day Average	$ 29,739,043
Fund B Surplus Funds Trust Fund (Fund B) (3)	3.98 Years Average	1,376,359
Debt Service Accounts	6 Months	132,645
Mutual Funds:		
Morgan Stanley U.S. Government Securities Trust (4)	4.5 Years Average	45,918
First American Money Market Fund (5) (6)	53 Day Average	5,101,573
Total Investments, Primary Government		$ 36,395,536

Notes: (1) Includes $17,888,715 considered cash equivalents for financial statement reporting purposes.
(2) Includes $11,850,328 held under a trust agreement for Certificates of Participation financing arrangements.
(3) Includes $760,281 held under a trust agreement for Certificates of Participation financing arrangements.
(4) The U.S. Government Securities Trust invests exclusively in U.S. Government securities.
(5) Held under a trust agreement for Certificates of Participation financing arrangements.
(6) First American Money Market Fund invests exclusively in short-term U.S. Government Securities and repurchase agreements secured by U.S. Government Securities.

Interest Rate Risk

- The District does not have a formal investment policy that limits investment maturities as a means of managing its exposure to fair value losses from increasing interest rates.

  Florida PRIME had a weighted average days to maturity (WAM) of 40 days at June 30, 2013. A portfolio's WAM reflects the average maturity in days based on final maturity or reset date, in the case of floating rate instruments. WAM measures the sensitivity of the portfolio to interest rate changes. Due to the nature of the securities in Fund B, the interest rate risk information required by GASB Statement No. 40 indicating specific identification, duration, weighted average maturity, segmented time distribution or simulation model is not available. However, an estimate of weighted average life (WAL) is available. In the calculation of the WAL, the time at which an expected principal amount is to be received, measure in years, is weighted by the principal amount received at that time divided by the sum of all expected principal payments. The principal amounts used in the WAL calculation are not discounted to present value as they would be in a weighted average duration calculation. The WAL, based on expected future cash flows, of Fund B at June 30, 2013, is estimated at 3.98 years. However, because Fund B consists of restructured or defaulted securities there is considerable uncertainty regarding the WAL. The District's participation in Fund B is involuntary.

Credit Risk

- Credit risk is the risk that an issuer or other counterparty to an investment will not fulfill its obligations. Section 218.415, Florida Statutes, limits investments to State Board of Administration (SBA) Local Government Surplus Funds Trust Fund Investment Pool, known as Florida PRIME, or any intergovernmental investment pool authorized pursuant to the Florida Interlocal Cooperation Act as provided in Section 163.01, Florida Statuts; Securities and Exchange Commission (SEC) registered money market funds with the highest credit quality rating from a nationally recognized rating agency; interest-bearing time deposits in qualified public depositories, as defined in Section 280.03, Florida Statutes; and direct obligations of the United States Treasury. The District does not have a formal investment policy that limits its investment choices.

- The District's investments held in the SBA Debt Service Accounts are to provide for debt service payments on bond debt issued at the state level for the benefit of the District. The District relies on policies developed by the State Board of Administration for managing interest rate risk and credit risk for this account.

- As of June 30, 2013, the District's investment in Florida PRIME is Rated AAAm by Standard & Poor's. Fund B is unrated.

- As of June 30, 2013, the District's investment in the First American Money Market Fund was rated AAAm by Standard & Poor's, Aaa-mf by Moody's Investors Service, and AAAmmf by Fitch's Rating Agency.

- As of June 30, 2013, the District's investment in the Morgan Stanley U.S. Government Securities Trust mutual fund is unrated.

4. NOTE RECEIVABLE

Pursuant to Section 1013.68(6), Florida Statutes, in March 2002, the District entered into an inter-local loan agreement to assign $9,308,048 of its Classrooms First Program allocation from the State of Florida to the Osceola County District School Board. In return, the Osceola County District School Board agreed to repay the Indian River County School District the funds in 15 annual installments. The effective interest rate on the loan is 5.776 percent with annual loan principal and interest payments totaling $897,039 through August 1, 2016. If an installment payment is not made when due, the State of Florida will make payment to the Board within 10 days of notification of nonpayment. As such, the District considers the receivable totally collectible and did not report an allowance for uncollectible amounts.

The note receivable at June 30, 2013 is $3,124,322 as shown in the schedule below:

Fiscal Year Ending June 30	Total	Principal	Interest
2014	897,039	716,568	180,471
2015	897,039	757,959	139,080
2016	897,039	801,742	95,297
2017	897,039	848,053	48,986
Total	$ 3,588,156	$ 3,124,322	$ 463,834

5. CHANGES IN CAPITAL ASSETS

Changes in capital assets are presented in the table below:

	Balance 7-1-12	Additions	Deletions	Balance 6-30-13
GOVERNMENTAL ACTIVITIES				
Capital Assets Not Being Depreciated:				
Land	$ 23,286,148	-	224,719	$ 23,061,429
Improvements Other Than Buildings	184,420	-	1,734	182,686
Construction in Progress	29,559,156	5,314,554	29,078,441	5,795,269
Total Capital Assets Not Being Depreciated	53,029,724	5,314,554	29,304,894	29,039,384
Capital Assets Being Depreciated:				
Improvements Other Than Buildings	21,270,732	1,185,172	1,235,849	21,220,055
Buildings and Fixed Equipment	360,284,775	33,795,383	5,118,779	388,961,380
Furniture, Fixtures, and Equipment	19,001,569	1,796,233	1,806,007	18,991,795
Motor Vehicles	11,456,387	277,646	855,153	10,878,880
Property Under Capital Lease	1,941,691	-	-	1,941,691
Audio Visual Materials and	4,141.30	-	4,141.30	
Computer Software	4,012,282	108,323	122,665	3,997,940
Total Capital Assets Being Depreciated/Amortized	417,971,578	37,162,757	9,142,594	445,991,741
Less Accumulated Depreciation/Amortization for:				
Improvements Other Than Buildings	12,086,639	1,033,836	447,755	12,672,720
Buildings and Fixed Equipment	99,653,101	10,401,748	2,789,520	107,265,329
Furniture, Fixtures, and Equipment	15,036,150	1,356,998	1,751,495	14,641,653
Motor Vehicles	5,651,888	970,962	770,182	5,852,668
Property Under Capital Lease	299,344	97,085	-	396,429
Audio Visual Materials and	4,141		4,141	-
Computer Software	3,575,004	187,110	115,406	3,646,708
Total Accumulated Depreciation/Amortization	136,306,268	14,047,739	5,878,499	144,475,507
Total Capital Assets Being Depreciated/Amortized Net	281,665,310	23,115,018	3,264,095	301,516,234
Governmental Activities Capital Assets, Net	$334,695,034	$ 28,429,572	$ 32,568,989	$330,555,618

The classes of property under capital lease are presented in Note 7.

Depreciation and amortization expense was charged to functions as follows:

Governmental Activities	Amount
Function	
Instruction	$ 7,441,292
Pupil Personnel Services	366,853
Instructional Media Services	163,632
Instruction and Curriculum Development Services	417,022
Instructional Staff Training Services	161,000
Instruction Related Technology	73,438
School Board	64,045
General Administration	83,427
School Administration	692,768
Facility Services - Non-Capitalized	548,639
Fiscal Services	126,146
Food Services	717,788
Central Services	177,215
Pupil Transportation Services	1,326,214
Operation of Plant	1,080,214
Maintenance of Plant	419,130
Administrative Technology Services	188,917
Total Depreciation/Amortization Expense-Governmental Activities	$ 14,047,738

6. CHANGES IN SHORT-TERM DEBT

The following is a schedule of changes in short-term debt:

	Balance 7/1/2012	Additions	Deletions	Balance 6/30/2013
GOVERNMENTAL ACTIVITIES				
Tax Anticipation Notes	$ -	$ 12,000,000	$ 12,000,000	$ -

The Tax Anticipation Notes, Series 2012, with an interest rate of 1.25 percent and a net interest cost of 0.28 percent, were issued on November 2, 2012, for $12,000,000, and matured on June 30, 2013. The proceeds were utilized for payment of operating expenses incurred for the District's schools for the 2012-13 fiscal year in anticipation of the receipt of ad valorem taxes levied and collected for the same year.

7. OBLIGATIONS UNDER CAPITAL LEASE

The class and amount of property being acquired under capital lease is as follows:

Asset under lease	Asset Cost
Telephone System	$ 1,941,691
Total	$ 1,941,691

Future minimum capital lease payments and the present value of the minimum lease payments as of June 30 are as follows:

Fiscal Year Ending June 30	Total	Principal	Interest
2014	306,582	301,547	5,035
Total Minimum Lease Payments	$306,582	$301,547	$ 5,035

The stated interest rate for the telephone system lease is 3.99 percent.

8. CERTIFICATES OF PARTICIPATION

The District entered into a master financing arrangement on November 1, 2005 characterized as a lease-purchase agreement, with the Indian River School Board Leasing Corporation, Inc., whereby the District secured financing for construction of educational facilities and the purchase of land. The financing was accomplished through the issuance of Certificates of Participation, to be repaid from the proceeds of rents paid by the District. As a condition of the financing arrangements, the District has given a ground lease on District property to the Indian River School Board Leasing Corporation with a rental fee of $10 per year. The initial terms of the lease agreements for the Series 2005 and 2007 are 20 years commencing on November 1, 2005 (Series 2005), and August 1, 2007 (Series 2007). The Series 2010A has a term of 18 years commencing on December 17, 2010. The properties covered by the ground lease are, together with the improvements constructed thereon from the financing proceeds, leased back to the District. If the District fails to renew the lease agreements and to provide for the rent payments through to term, the District may be required to surrender the sites included under the Ground Lease Agreement for the benefit of the securers of the Certificates for the remaining terms of the lease agreements.

Certificates of Participation at June 30, 2013, are as follows:

Series	Issued Amount	Amount Outstanding	Interest Rates (Percent)	Annual Maturity to
Series 2005	$ 80,050,000	$ 57,465,000	3.80 - 4.50	2025
Series 2007	45,020,000	38,060,000	4.00 - 5.00	2027
Series 2010A-QSCB	26,261,000	26,261,000	0.11 net * (1)	2029
Total Certificates of Participation	$ 151,331,000	$ 121,786,000		

Note (1):
The Series 2010A-Lease (Certificates) is designated as a 'qualified school construction bond" as defined in Section 54F of the Internal Revenue Code, and pursuant to Section 6431 of the Code, the Board has elected to receive federal subsidy payments on each interest payment date for the Certificates in an amount equal to the lesser of the amount of interest payable with respect to the Certificates on such date or the amount of interest which would have been payable with respect to the Certificates if the interest were determined at the applicable tax credit rate for the Certificates pursuant to Section 54 A(b)(3) of the Code. The interest rate is 5.91 percent with an allowed federal subsidy of 5.80 percent.

The District properties included in the ground leases under this arrangement include:

Series 2005 Certificates of Participation
- Vero Beach High School renovations
- Alternative Education Center
- Sebastian River Middle School Music Addition
- 152 acres of land for future educational facilities

Series 2007 Certificates of Participation
- Storm Grove Middle School
- Support Services Complex

Series 2010A Qualified School Construction Bonds - Certificates of Participation
- Vero Beach Elementary School Replacement
- Osceola Magnet School Replacement (partial funding)

The lease payments for the 2005 and 2007 Series Certificates are payable by the District, semiannually, on July 1 and January 1. The 2010 Series QSCB is payable semiannually on June 1 and December 1. The following is a schedule by years of future minimum lease payments under the lease agreement together with the present value of minimum lease payments as of June 30:

	Certificates of Participation Outstanding		
Fiscal Year Ending June 30	Total	Principal	Interest
2014	11,080,637	5,065,000	6,015,637
2015	11,078,425	5,270,000	5,808,425
2016	11,082,775	5,490,000	5,592,775
2017	11,078,283	5,715,000	5,363,283
2018	11,081,718	5,960,000	5,121,718
2019-2023	55,397,631	34,180,000	21,217,631
2024-2028	45,874,925	33,845,000	12,029,925
2029	27,037,012	26,261,000	776,012
Total Minimum Lease Payments	183,711,406	121,786,000	61,925,406
Plus: Unamortized Premium	902,585	902,585	-
Total Certificates of Participation	$ 184,613,991	$ 122,688,585	$ 61,925,406

The District issued Certificates of Participation (COPS) dated December 1, 2010, under the Qualified School Construction Bond (QSCB) Program pursuant to Section 54F of the United States Internal Revenue Code of 1986 as amended (the Code). The QSCB Program provides for an issuer interest rate subsidy on certain bonds or COPS. The District received an approved allocation of funds from the Florida Department of Education sufficient for the designation of the Series 2010A COP as a QSCB under the Code. Pursuant to Section 6431 of the Code, the District has elected to receive Federal subsidy payments (the Issuer Subsidy) from the United States Treasury on each interest payment date for the 2010A Certificates in an amount equal to the lesser of the amount of interest payable with respect to the Series 2010A Certificates if the interest were determined at the applicable tax credit rate pursuant to Section 54A(b)(3) of the Code. The tax credit rate applicable to the Series 2010A Certificates is 5.80 percent. The Series 2010A Certificates were issued in the amount of $26,261,000. Interest payments are to be made to the holders of the Certificates on June 1 and December 1 of each year at the stated coupon rate of 5.91 percent with the Issuer Subsidy received by the District on the same date. The principal amount of the Certificates is to be repaid in one lump sum on December 1, 2028. Beginning in 2012, the District is to deposit $1,458,994 into a sinking fund annually on December 1. The accumulated amount in this fund is to be used to repay the principal amount of these certificates upon maturity.

9. BONDS PAYABLE

Bonds payable at June 30, 2013, are as follows:

Bond Type	Issued Amount	Amount Outstanding	Interest Rates (Percent)	Annual Maturity To
State School Bonds:				
Series 2005A	$ 6,405,000	$ 4,600,000	4.00 - 5.00	2025
Series 2008A	1,210,000	1,015,000	3.50 - 5.00	2028
Series 2010A	160,000	145,000	4.00 - 5.00	
Total Bonds Payable	$ 7,775,000	$ 5,760,000		

The various bonds were issued to finance capital outlay projects of the District. The following is a description of the bonded debt issues:

- **State School Bonds**

  These bonds are issued by the State Board of Education on behalf of the District. The bonds mature serially, and are secured by a pledge of the District's portion of the State assessed motor vehicle license tax. The State's full faith and credit is also pledged as security for these bonds. Principal and interest payments, investment of Debt Service Fund resources, and compliance with reserve requirements are administered by the State Board of Education and the State Board of Administration.

Annual requirements to amortize the bonded debt outstanding as of June 30, 2013, are as follows:

Fiscal Year Ending June 30	Total	Principal	Interest
State School Bonds:			
2014	599,488	345,000	254,488
2015	602,913	365,000	237,913
2016	599,662	380,000	219,662
2017	600,662	400,000	200,662
2018	600,662	420,000	180,662
2019-2023	3,025,363	2,400,000	625,363
2024-2028	1,567,819	1,430,000	137,819
2029-2030	21,200	20,000	1,200
Total State School Bonds	7,617,769	5,760,000	1,857,769

10. CHANGES IN LONG-TERM LIABILITIES

The following is a summary of changes in long-term liabilities:

Description	Balance 7-1-12	Additions	Deductions	Balance 6-30-13	Due in One Year
GOVERNMENTAL ACTIVITIES					
Certificates of Participation Payable	$ 126,656,000	$ -	$ 4,870,000	$ 121,786,000	$ 5,065,000
Unamortized Premiums	973,571	-	70,986	902,585	90,786
Total Certificates of Participation Payable	127,629,571	-	4,940,986	122,688,585	5,155,786
Bonds Payable	10,840,000	-	5,080,000	5,760,000	5,415,000
Obligations Under Capital Lease	689,849	-	388,302	301,547	0
Compensated Absences Payable	8,853,963	2,102,363	2,083,875	8,872,451	2,083,875
Other Postemployment Benefits Payable	15,823,693	1,786,838	304,283	17,306,248	-
Total Governmental Activities	$ 163,837,076	3,889,201	$ 12,797,446	$ 154,928,831	$ 12,654,661
BUSINESS-TYPE ACTIVITIES					
Compensated Absences Payable	$ 13,551	$ 12,738	$ 6,960	$ 19,329	$ -
Other Postemployment Benefits Payable	14,643	28,057	11,074	31,626	-
Total Business-Type Activities	$ 28,194	$ 40,795	$ 18,034	$ 50,955	$ -

For the governmental activities, compensated absences are generally liquidated with resources of the General Fund. The governmental activities portion of other postemployment benefits payable is liquidated with resources of the Internal Service Fund, and the business-type activities portion is liquidated with nonmajor Enterprise Fund resources. Insofar as the Internal Service Fund's premium contributions are received from the General Fund, and Special Revenue Funds, these funds indirectly liquidate the governmental activities of other postemployment benefits payable.

11. INTERFUND RECEIVABLES, PAYABLES, AND TRANSFERS

The following is a summary of interfund transfers reported in the fund financial statements:

Funds	Interfund	
	Transfers In	Transfers Out
Major:		
General	$ 760,796	$ -
Capital Projects:		
Local Capital Improvement	-	9,565,144
Other	-	3,229,603
Debt Service		
Other	10,474,862	-
ARRA	1,559,088	-
Total	$ 12,794,746	$ 12,794,746

Interfund transfers represent permanent transfers between funds. The transfers out of the Capital Projects – Local Capital Improvement Fund were to provide for debt service payments in the Debt Service – Other Fund and the Debt Service – ARRA Fund and for maintenance and repair of education plants in the General Fund. The transfers from Capital Projects - Other Fund were to provide for payments to charter schools for capital expenses.

12. FUND BALANCE REPORTING

The object of GASB Statement No. 54, *Fund Balance Reporting and Governmental Fund Types Definitions*, is to improve the usefulness and understanding of fund balance information for users of the financial statements. The reporting standard establishes a hierarchy for fund balance classifications and the constraints imposed on the uses of those resources.

The District reports its governmental fund balances in the following categories, as applicable:

- Nonspendable

  The net current financial resources that cannot be spent because they are either not in spendable form or are legally or contractually required to be maintained intact. Generally, not in spendable form means that an item is not expected to be converted to cash. Examples of items that are not in spendable form include inventory, prepaid amounts, long-term amounts of loans and notes receivable, and property acquired for resale. The District classifies its amount reported as inventories and prepaid amounts as nonspendable.

- Restricted

  The portion of fund balance on which constraints have been placed by creditors, grantors, contributors, laws or regulations of other governments, constitutional provisions, or enabling legislation. Restricted fund balance places the most binding level of constraint on the use of fund balance. The District classifies most of its fund balances other than General Fund donations as restricted, as well as unspent State categorical and earmarked education funding in the General Fund, that are legally or otherwise restricted.

- Committed

  The portion of fund balance that can only be used for specific purpose pursuant to constraints imposed by formal action of the highest level of decision-making authority (i.e. the Board). These amounts cannot be used for any other purpose unless the Board removes or changes the specified use by taking the same action it employed to previously commit the amounts. The District did not have any committed fund balances at June 30, 2013.

- Assigned

  The portion of fund balance that is intended to be used for specific purposes, but is neither restricted nor committed. Assigned amounts include those that have been set aside for a specific purpose by an authorized government body or official, but the constraint imposed does not satisfy the criteria to be classified as restricted or committed. This category includes any remaining positive amounts, for governmental funds other than the General Fund, not classified as nonspendable, restricted, or committed. The District also classifies amounts as assigned that are constrained to be used for specific purposes, and not included in other categories. The Board authorized the Superintendent and Assistant Superintendent for Business/Operations to assign fund balance by approval of the annual financial report.

➢ Unassigned

The portion of fund balance that is residual classification for the General Fund. This balance represents amounts that have not been assigned to other funds and that have not been restricted, committed, or assigned for specific purposes.

The District does not have a policy regarding the commitment or assignment of fund balances. Therefore, the District does not report any Committed fund balance. When unrestricted (assigned and unassigned) resources in the governmental funds are available for use, it is the District's policy to use unassigned resources as they are needed unless revenues previously assigned are available for use. At the end of the fiscal year, the unassigned general fund balance was $9,687,219 or 7.74% of general fund total expenditures.

The following is a schedule of fund balances by category at June 30, 2013:

	Major Funds							
	General	Debt Service - Other	Debt Service - ARRA	Capital Projects - Local Capital Improvement	Capital Projects - Other	Capital Projects - ARRA	Nonmajor Funds	Total Governmental Funds
Nonspendable:								
Inventories	$ 340,285	$ -	$ -	$ -	$ -	$ -	$ 101,945	$ 442,230
Fund B Trust	344,725	331,781		158,604	428,500		6,378	1,269,988
Restricted:								
Federal Required Carryover	-	-	-	-	-	-	-	-
State Required Carryover	1,705,542	-	-	-	-	-	-	1,705,542
Adult Workforce	2,416,804	-	-	-	-	-	-	2,416,804
Donations	180,987							180,987
Debt Service		340,952	2,945,790	-	-	-	523,774	3,810,516
Capital Projects	-	20,589,252	-		7,747,160	5,028,600	256,552	33,621,564
Food Service							2,395,221	2,395,221
Assigned:								
Other	1,218,672	-	-	-	-	-	-	1,218,672
Next Year's Budget Deficit	1,564,564	-	-	-	-	-	-	1,564,564
Unassigned	9,190,553	-	-	-	-	-	-	9,190,553
Total Fund Balance	$ 16,962,132	21,261,985	2,945,790	158,604	8,175,660	5,028,600	3,283,870	$ 57,816,641

➢ Minimum Fund Balance Policy

The District has not established a contingency reserve fund. Instead, the Board has adopted Policy 7.29, which provides that at least 4 percent of the current year's annual estimated General Fund revenues be reserved for contingency purposes. In the event these reserves are needed, a majority vote of the Board is required before using these funds, and the Superintendent is required to provide a financial plan to the Board to restore the funds to the minimum 4 percent amount along with a timeline for restoration.

13. SCHEDULE OF STATE REVENUE SOURCES

Accounting policies relating to certain State revenue sources are described in Note 1. The following is a schedule of the District's State revenue for the 2012-13 fiscal year:

Source	Amount
Florida Education Finance Program	$ 13,251,863
Categorical Educational Programs - Class Size Reduction	19,806,120
Workforce Development Program	1,233,320
Charter School Capital Outlay	760,796
School Recognition	1,102,670
Motor Vehicle License Tax (Capital Outlay and Debt Service)	682,613
Voluntary Prekindergarten	480,298
Mobile Home License Tax	143,878
Food Service Supplement	114,752
Miscellaneous	50,060
Total	$ 37,626,370

14. PROPERTY TAXES

The following is a summary of millages and taxes levied on the 2012 tax roll for the 2012-13 fiscal year:

GENERAL FUND	Millages	Taxes Levied
Nonvoted School Tax:		
Required Local Effort	5.4250	$73,196,350
Basic Discretionary Local Effort	0.7480	$10,092,458
Critical Operating Needs	0.2500	$3,373,148
Total General Fund Taxes Levied		$86,661,956
DEBT SERVICE FUNDS		
Voted Tax:		
Special Tax School District No. 1	0.3900	$5,262,042
CAPITAL PROJECTS FUNDS		
Nonvoted Tax:		
Local Capital Improvements	1.5000	$20,238,885
Total	8.3130	$112,162,883

15. FLORIDA RETIREMENT SYSTEM

All regular employees of the District are covered by the State-administered Florida Retirement System (FRS). Provisions relating to the FRS are established by Chapters 121 and 122, Florida Statutes; Chapter 112, Part IV, Florida Statutes; Chapter 238, Florida Statutes; and Florida Retirement System Rules, Chapter 60S, Florida Administrative Code; wherein eligibility, contributions, and benefits are defined and described in detail. Essentially, all regular employees of participating employers are eligible and must enroll as members of the FRS. The FRS is a single retirement system administered by the Department of Management Services, Division of Retirement, and consists of two cost-sharing, multiple-employer retirement plans and other nonintegrated programs. These include a defined benefit pension plan (Plan), a Deferred Retirement Option Program (DROP), and a defined contribution plan, referred to as the Florida Retirement System Investment Plan (Investment Plan).

Employees enrolled in the Plan prior to July 1, 2011, vest at six years of creditable service and employees enrolled in the plan on or after July 1, 2011, vest at eight years of creditable service. All vested members enrolled prior to July 1, 2011 are eligible for normal retirement benefits at age 62 or at any age after 30 years of service. All members enrolled in the plan on or after July 1, 2011, once vested, are eligible for normal retirement benefits at age 65 or any time after 33 years of creditable service. Members of both Plans may include up to 4 years of credit for military service toward creditable service. The Plan also includes an early retirement provision; however, there is a benefit reduction for each year a member retires before his or her normal retirement date. The Plan provides retirement, disability, death benefits, and annual cost of living adjustments.

DROP, subject to provisions of Section 121.091, Florida Statutes, permits employees eligible for normal retirement under the Plan to defer receipt of monthly benefit payments while continuing employment with an FRS employer. An employee may participate in DROP for a period not to exceed 60 months after electing to participate, except that certain instructional personnel may participate for up to 96 months. During the period of DROP participation, deferred monthly benefits are held in the FRS Trust Fund and accrue interest.

As provided in Section 121.4501, Florida Statutes, eligible FRS members may elect to participate in the Investment Plan in lieu of the FRS defined-benefit Plan. District employees participating in DROP are not eligible to participate in this program. Employer and employee contributions are defined by law; however, the ultimate benefit depends in part on the performance of investment funds. The Investment Plan is funded by employer and employee contributions that are based on salary and membership class (Regular, Elected County Officers, etc.). Contributions are directed to individual member accounts, and the individual members allocate contributions and account balances among various approved investment choices. Employees in the Investment Plan vest at one year of service.

FRS Retirement Contribution Rates

The Florida Legislature establishes, and may amend, contribution rates for each membership class of the FRS. During the 2012-13 fiscal year, contribution rates were as follows:

Retirement Class	Percent of Gross Salary	
	Employee	Employer (A)
Florida Retirement System, Regular	3.00	5.18
Florida Retirement System, Elected County Officers	3.00	10.23
Florida Retirement System, Senior Management Service	3.00	6.30
Deferred Retirement Option Program - Applicable to Members from All of the Above Classes	0.00	5.44
Florida Retirement System, Reemployed Retiree	(B)	(B)

Notes: (A) Employer rates include 1.11 percent for the postemployment health insurance subsidy. Also, employer rates, other than for DROP participants, include .03 percent for administrative costs of PEORP.

(B) Contribution rates are dependent upon retirement class in which reemployed.

The District's liability for participation is limited to the payment of the required contribution at the rates and frequencies established by law on future payrolls of the District. The District's contributions, including employee contributions, for the fiscal years ended June 30, 2011, June 30, 2012, and June 30, 2013, totaled, $7,809,139, $5,237,762 and $5,491,629 respectively, which were equal to the required contributions for each fiscal year.

There were 346 District participants in the Investment Plan during the 2012-13 fiscal year. The District's contributions including employee contributions to the Investment Plan totaled $976,069, which was equal to the required contribution for the 2012-13 fiscal year.

The financial statements and other supplementary information of FRS are included in the comprehensive annual financial report of the State of Florida, which may be obtained from the Florida Department of Financial Services. Also, an annual report on FRS, which includes its financial statements, required supplementary information, actuarial report, and other relevant information, is available from the Florida Department of Management Services, Division of Retirement.

16. OTHER POSTEMPLOYMENT BENEFITS

Plan Description. The District's Other Postemployment Benefits Plan is a single-employer defined benefit plan administered by the District. Pursuant to the provisions of Section 112.0801, Florida Statutes, former employees and eligible dependents who retire from the District may continue to participate in the District's self-funded health and hospitalization plan for medical and prescription drug coverage, along with the fully-insured life insurance coverage. The District subsidizes the premium rates paid by retirees by allowing them to participate in the plans at reduced or blended group (implicitly subsidized) premium rates for both active and retired employees. These rates provide an implicit subsidy for retirees because, on an actuarial basis, their current and future claims are expected to result in higher costs to the plan on average than those of active employees. Additionally, Medicare-eligible retirees receive insurance coverage at a lower premium rate than active employees and do not pay deductibles and copayments. Retirees are required to enroll in the Federal Medicare program for their primary coverage as soon as they are eligible.

The Postemployment Benefit Plan does not issue a stand-alone report and is not included in the report of another entity.

Funding Policy – For the Postemployment Benefits Plan, contribution requirements of the District are established and may be amended through recommendations of the Insurance Committee and action from the Board. The District has not advanced-funded or established a funding methodology for the annual Other Postemployment Benefit (OPEB) costs or the net OPEB obligation, and the Plan is financed on a pay-as-you-go basis. As of June 30, 2010, there were 375 retirees and 94 eligible dependents receiving postemployment health care benefits. For the 2012-13 fiscal year the District provided required contributions of $315,357 toward annual OPEB costs, comprised of benefit payments made on behalf of retirees for claims expenses (net of reinsurance), administrative expenses, and reinsurance payments, and net of retiree contributions totaling $790,659 Required contributions are based on projected pay-as-you-go financing.

Annual OPEB Cost and Net OPEB Obligation. The District's annual OPEB cost (expense) is calculated based on the annual required contribution (ARC), an amount actuarially determined in accordance with parameters of GASB Statement No. 45, *Accounting and Financial Reporting by Employers for Postemployment Benefits Other Than Pensions*. The ARC represents a level of funding that if paid on an ongoing basis, is projected to cover normal cost each year and amortize any unfunded actuarial liabilities over a period not to exceed 30 years. The following table shows the District's annual OPEB cost for the year, the amount actually contributed to the plan, and changes in the District's net OPEB obligation:

Other Post Employment Benefits		
	Fiscal Year Ending	
Description	June 30, 2012	June 30, 2013
Normal Cost (service cost for one year)	827,034	805,671
Amortization of Unfunded Actuarial Accrued Liability	642,640	874,162
Interest on Normal Cost and Amortization	58,787	67,193
Annual Required Contribution	1,528,461	1,747,026
Interest on Net OPEB Obligation	579,980	633,533
Adjustment to Annual Required Contribution	(517,848)	(565,664)
Annual OPEB Cost (Expense)	1,590,593	1,814,895
Contribution Toward the OPEB Cost	(251,765)	315,357
Increase in Net OPEB Obligation	1,338,828	1,499,538
Net OPEB Obligation, Beginning of Year	14,499,508	15,838,336
Net OPEB Obligation, End of Year	$ 15,838,336	$ 17,337,874

The District's annual OPEB cost, the percentage of annual OPEB cost contributed to the plan, and the net OPEB obligation as of June 30, 2013, and the two preceding years, are as follows:

Fiscal Year	Annual OPEB Cost	Contribution Toward the OPEB Cost	Percentage of Annual OPEB Cost Contributed	Net OPEB Obligation
2010-11	1,510,519	882,021	58.4%	14,499,508
2011-12	1,590,593	251,765	15.8%	15,838,336
2012-13	1,814,895	315,357	17.4%	17,337,874

Funded Status and Funding Progress. As of June 30, 2013, the actuarial accrued liability for benefits was $16,667,576 and the actuarial value of assets was $0, resulting in an unfunded actuarial accrued liability of $16,667,576. The covered payroll (annual payroll for active participating employees) was $79,693,279, and the ratio of the unfunded actuarial accrued liability to the covered payroll was 20.9 percent.

Actuarial valuations of an ongoing plan involve estimates of the value of reported amounts and assumptions about the probability of occurrence of events far into the future. Examples include assumptions about future employment and termination, mortality, and the healthcare cost trends. Amounts determined regarding the funded status of the plan and the annual required contributions of the employer are subject to continual revision as actual results are compared with past expectations and new estimates are made about the future. The required schedule of funding progress immediately following the notes to the basic financial statements presents multi-year trend information about whether the actuarial value of plan assets is increasing or decreasing over time relative to the actuarial liability for benefits.

Actuarial Methods and Assumptions. Projections of benefits for financial reporting purposes are based on the substantive plan provisions, as understood by the employer and participating members, and include the types of benefits provided at the time of each valuation and the historical pattern of sharing of benefit costs between the employer and participating members. The actuarial methods and assumptions used include techniques that are designed to reduce the effects of short-term volatility in actuarial accrued liabilities and the actuarial value of assets, consistent with the long-term perspective of the calculations.

The District's OPEB liability was determined on the entry age normal cost actuarial method. Because the OPEB liability is currently unfunded, the actuarial assumptions included a 4 percent rate of return on invested assets, which is the District's long-term expectation of investment returns under its investment policy. The actuarial assumptions also included a payroll growth rate of 3.5 percent per year, general inflation of 2.5 percent, and an annual healthcare cost trend rate of 10 percent initially for the 2013-14 fiscal year, reduced by .5 percent per year, to an ultimate rate of 5 percent for the fiscal year ending June 30, 2014. In calculating the District's 2012-13 fiscal year annual required contribution the initial unfunded actuarial accrued liability, actuarial gains and actuarial losses were amortized over a closed 30 year period as a level percentage of projected payroll. The remaining amortization period at June 30, 2013, was 24 years.

17. CONSTRUCTION AND OTHER SIGNIFICANT COMMITMENTS

Encumbrances. Appropriations in governmental funds are encumbered upon issuance of purchase orders for goods and services. Even though appropriations lapse at the end of the fiscal year, unfilled purchase orders of the current year are carried forward and the next year's appropriations are likewise encumbered.

The following is a schedule of encumbrances at June 30, 2013:

Major Funds						
General	Capital Projects - Local Capital Improvement	Capital Projects - Other	Capital Projects - ARRA	Special Revenue - ARRA	Nonmajor Governmental Funds	Total Governmental Funds
$817,060	$ 7,293,501	$4,217,907	$3,267,548	$ 49,467	$ 579,117	$16,224,599

Construction Contracts. Encumbrances include the following major construction contract commitments at fiscal year-end:

Project	Contract Amount	Completed to Date	Balance Committed
Fellsmere Elementary Phase I Demolition/Site Work			
Architect	$599,528	$499,545	$99,983
Contractor	2,674,881	$690,749	1,984,132
Treasure Coast Elementary Classrooms			
Architect	428,825	330,945	97,880
Contractor	5,633,380	284,828	5,348,552
Osceola Magnet Kitchen and Cafeteria Renovation			
Architect	127,766	105,466	22,300
Contractor	1,676,148	1,423,923	252,225
Sebastian River Middle School Locker Room Renovations			
Architect	82,720	24,816	57,904
Contractor	1,067,220	311,260	755,960
Total	$12,290,468	$ 3,671,532	$8,618,936

18. RISK MANAGEMENT PROGRAMS

The District is exposed to various risks of loss related to torts, theft of, damage to, and destruction of assets; errors and omissions; injuries to employees; third party injuries and/or property damage and natural disasters. The District is a member of the South Central Educational Risk Management Program (SCERMP), a consortium under which eight district school boards have established a public entity risk sharing pool for Property , General Liability, Automobile liability, Workers' Compensation, Governmental Crime, and other coverage deemed necessary by the members of the SCERMP. Section 1001.42(12)(k), Florida Statutes, provides the authority for the District to enter into such a risk management program. The inter-local agreement and bylaws of SCERMP provide that risk of loss is transferred to the consortium. SCERMP is self-sustaining through member contributions (premiums), and purchases insurance coverage through commercial companies for claims in excess of specified amounts. Member school boards are also subject to supplemental contributions in the event of a deficiency, except to the extent that the deficiency results from a specific claim against a member school board in excess of the coverage available, then such deficiency is solely the responsibility of that member school board.

The Board of Directors for SCERMP is composed of superintendents/finance directors or an authorized representative of all participating districts. Employers' Mutual, Inc. d.b.a. Ascension Benefits and Insurance Solutions of FL serves as the third-party administrator, insurance broker and fiscal agent for SCERMP.

Property damage coverage is managed by SCERMP by purchase of excess property coverage through commercial insurance carriers for property loss claims in excess of $100,000 (except wind/hail/flood), respectively. The named wind/hail/hurricane deductible is 5 percent of replacement cost value with a minimum of $100,000 per occurrence. The deductibles for all other wind events is $100,000. Special hazard flood area deductibles are $500,000 per building and $500,000 contents plus $100,000 time element per occurrence. The flood deductible outside a special flood hazard area is $100,000. SCERMP's purchased excess property loss limit during the 2012-13 fiscal year was $100 million (consisting of 8 members) except for Flood/Earthquake of $75 million.

Workers' compensation claims are limited based on a per claim self-insured retention. The self-insured retention for the 2012-13 fiscal year was $850,000. SCERMP purchases excess liability coverage through a commercial insurance carrier which covers workers' compensation losses in excess of the self insured retention. Employers Liability is included subject to $2,000,000 each accident and $4,000,000 in the aggregate.

The District is protected by Section 768.28, Florida Statutes, under the Doctrine of Sovereign Immunity, as it is now written, as it may be amended by the Legislature at future dates, which effectively limits the amount of liability of governmental entities for tort claims to $200,000 per claim and $300,000 per occurrence.

The District self-insures its health care coverage for employees and retired former employees. Blue Cross Blue Shield of Florida acts as the third-party administrator for the health insurance program. The program includes excess coverage of claim amounts above $175,000 per insured per year. Premiums received for, and claims (and other expenses) paid on behalf of, Indian River County School Board employees and their dependents are reported in the District's Internal Service Fund.

The following schedule represents the changes in claims liability for the past two fiscal years for the District's health self-insurance program:

	Beginning-of-Fiscal-Year Liability	Current-Year Claims and Changes in Estimates	Claims Payments	Balance at Fiscal Year-End
2011-12	3,335,449	13,311,583	(13,451,453)	3,195,579
2012-13	3,195,579	13,524,011	(13,563,619)	3,155,972

Settled claims have not exceeded the District's purchased commercial coverage in any of the past three years.

19. LITIGATION

The District is a defendant in various lawsuits arising in the normal course of business, including claims for property damage, personal injuries, etc. In the opinion of management, the ultimate outcome of the lawsuits, most of which are covered by insurance, will not have a material effect on the District's financial position.

DISTRICT SCHOOL BOARD OF INDIAN RIVER COUNTY
REQUIRED SUPPLEMENTARY INFORMATION
SCHEDULE OF FUNDING PROGRESS
June 30, 2013

Actuarial Valuation Date	Actuarial Value of Assets (a)	Actuarial Accrued Liability (AAL) Projected Unit Credit (b)	Unfunded AAL (UAAL) (b-a)	Funded Ratio (a/b)	Covered Payroll (c)	UAAL as a Percent of Covered Payroll [(b-a)/c]
6/30/2008	$ -	$ 63,310,105	$ 63,310,105	0.00%	$88,216,212	71.77%
6/30/2009	$ -	$ 68,427,748	$ 68,427,748	0.00%	$88,372,056	77.43%
6/30/2010	$ -	$ 60,371,109	$ 60,371,109	0.00%	$85,459,099	70.60%
6/30/2011	$ -	$ 11,041,551 (1)	$ 11,041,551	0.00%	$81,436,561	13.60%
6/30/2012	$ -	$ 11,968,208	$ 11,968,208	0.00%	$79,287,916	15.10%
6/30/2013	$ -	$ 16,667,576	$ 16,667,576	0.00%	$79,693,279	20.90%

(1) There was a significant drop in the actuarial liability of approximately $50 million dollars, due to the School Board's Decision to require Medicare eligible retirees to pay the full cost of their health insurance. Medicare eligible retirees now pay future rate increases that are expected to match claims and administrative costs. Based on this change, there is no implicit or explicit cost to the employer for Medicare eligible retirees. This change eliminated Medicare-eligible retirees from the GASB OPEB liability. Medicare eligible retirees will continue to be excluded as long as this decision remains in place and as long as future charges do not exceed the commingled rate of active and retired employees as described by Section 112.08 Florida Statutes.

DISTRICT SCHOOL BOARD OF INDIAN RIVER COUNTY
NOTES TO REQUIRED SUPPLEMENTARY INFORMATION
June 30, 2013

1. **BUDGETARY BASIS OF ACCOUNTING**

2. **SCHEDULE OF FUNDING PROGRESS - OTHER POST-EMPLOYMENT BENEFITS**

DISTRICT SCHOOL BOARD OF INDIAN RIVER COUNTY
SCHEDULE OF REVENUES, EXPENDITURES, AND CHANGES IN FUND BALANCES - BUDGET AND ACTUAL
GENERAL FUND
For the Fiscal Year Ended June 30, 2013

	Account Number	Budgeted Amounts		Actual Amounts	Variance with Final Budget - Positive (Negative)
		Original	Final		
REVENUES					
Federal Direct	3100	100,000.00	100,000.00	145,716.55	45,716.55
Federal Through State and Local	3200	150,000.00	238,592.06	336,570.28	97,978.22
State Sources	3300	35,891,523.00	36,048,514.06	36,053,873.35	5,359.29
Local Sources:					
Property Taxes Levied, Tax Redemptions, and Excess Fees for Operational Purposes	3411, 3421, 3423	83,396,556.00	83,396,556.00	83,818,799.29	422,243.29
Property Taxes Levied, Tax Redemptions, and Excess Fees for Debt Service	3412, 3421, 3423			0.00	0.00
Property Taxes Levied, Tax Redemptions, and Excess Fees for Capital Projects	3413, 3421, 3423			0.00	0.00
Local Sales Taxes	3418, 3419			0.00	0.00
Charges for Service - Food Service	345X			0.00	0.00
Impact Fees	3496			0.00	0.00
Other Local Revenue		3,547,452.97	3,571,546.86	3,877,280.77	305,733.91
Total Local Sources	3400	86,944,008.97	86,968,102.86	87,696,080.06	727,977.20
Total Revenues		123,085,531.97	123,355,208.98	124,232,240.24	877,031.26
EXPENDITURES					
Current:					
Instruction	5000	82,930,919.53	81,915,645.04	79,228,153.20	2,687,491.84
Student Personnel Services	6100	3,434,303.23	3,427,926.01	3,403,147.01	24,779.00
Instructional Media Services	6200	1,839,200.98	1,890,033.28	1,850,689.13	39,344.15
Instruction and Curriculum Development Services	6300	2,818,531.63	3,173,907.00	3,059,144.83	114,762.17
Instructional Staff Training Services	6400	990,436.47	1,058,595.01	978,173.95	80,421.06
Instructional-Related Technology	6500	891,838.98	819,503.12	813,383.64	6,119.48
Board	7100	883,773.17	894,782.28	724,353.72	170,428.56
General Administration	7200	380,791.38	566,087.18	549,833.18	16,254.00
School Administration	7300	7,401,782.11	7,912,057.23	7,807,759.17	104,298.06
Facilities Acquisition and Construction	7410	782,827.66	926,373.57	512,551.33	413,822.24
Fiscal Services	7500	2,027,499.33	1,736,051.75	1,426,719.75	309,332.00
Food Services	7600	0.00	51,872.72	51,872.72	0.00
Central Services	7700	1,962,340.17	2,090,890.51	1,911,707.79	179,182.72
Student Transportation Services	7800	5,546,517.74	5,834,962.23	4,932,354.49	902,607.74
Operation of Plant	7900	12,856,216.77	12,956,448.01	12,217,294.74	739,153.27
Maintenance of Plant	8100	2,735,402.32	3,028,519.47	3,006,351.00	22,168.47
Administrative Technology Services	8200	2,166,849.62	2,198,989.40	2,136,666.55	62,322.85
Community Services	9100	200.00	200.00	90.00	110.00
Debt Service: (Function 9200)					
Retirement of Principal	710			0.00	0.00
Interest	720	250,000.00	99,166.67	99,166.67	0.00
Due and Fees	730			0.00	0.00
Miscellaneous	790			0.00	0.00
Capital Outlay:					
Facilities Acquisition and Construction	7420		129,360.69	129,360.69	0.00
Other Capital Outlay	9300		262,778.84	262,778.84	0.00
Total Expenditures		129,899,431.09	130,974,150.01	125,101,552.40	5,872,597.61
Excess (Deficiency) of Revenues Over (Under) Expenditures		(6,813,899.12)	(7,618,941.03)	(869,312.16)	6,749,628.87
OTHER FINANCING SOURCES (USES)					
Issuance of Bonds	3710			0.00	0.00
Premium on Sale of Bonds	3791			0.00	0.00
Discount on Sale of Bonds	891			0.00	0.00
Proceeds of Lease-Purchase Agreements	3750			0.00	0.00
Premium on Lease-Purchase Agreements	3793			0.00	0.00
Discount on Lease-Purchase Agreements	893			0.00	0.00
Loans	3720			0.00	0.00
Sale of Capital Assets	3730	50,000.00	195,000.00	290,720.72	95,720.72
Loss Recoveries	3740	0.00	81,007.91	492,307.60	411,299.69
Proceeds of Forward Supply Contract	3760			0.00	0.00
Proceeds from Special Facility Construction Account	3770			0.00	0.00
Face Value of Refunding Bonds	3715			0.00	0.00
Premium on Refunding Bonds	3792			0.00	0.00
Discount on Refunding Bonds	892			0.00	0.00
Refunding Lease-Purchase Agreements	3755			0.00	0.00
Premium on Refunding Lease-Purchase Agreements	3794			0.00	0.00
Discount on Refunding Lease-Purchase Agreements	894			0.00	0.00
Payments to Refunding Escrow Agent (Function 9299)	760			0.00	0.00
Transfers In	3600	4,100,136.00	760,796.00	760,796.00	0.00
Transfers Out	9700			0.00	0.00
Total Other Financing Sources (Uses)		4,150,136.00	1,036,803.91	1,543,824.32	507,020.41
SPECIAL ITEMS				0.00	0.00
EXTRAORDINARY ITEMS				0.00	0.00
Net Change in Fund Balances		(2,663,763.12)	(6,582,137.12)	674,512.16	7,256,649.28
Fund Balances, July 1, 2012	2800	16,287,619.74	16,287,619.74	16,287,619.74	0.00
Adjustment to Fund Balances	2891			0.00	0.00
Fund Balances, June 30, 2013	2700	13,623,856.62	9,705,482.62	16,962,131.90	7,256,649.28

DISTRICT SCHOOL BOARD OF INDIAN RIVER COUNTY
SCHEDULE OF REVENUES, EXPENDITURES, AND CHANGES IN FUND BALANCES - BUDGET AND ACTUAL
RESERVED FOR FOOD SERVICE FUND IF MAJOR
For the Fiscal Year Ended June 30, 2013

	Account Number	Budgeted Amounts		Actual Amounts	Variance with Final Budget - Positive (Negative)
		Original	Final		
REVENUES					
Federal Direct	3100			0.00	0.00
Federal Through State	3200			0.00	0.00
State Sources	3300			0.00	0.00
Local Sources:					
Property Taxes Levied, Tax Redemptions, and Excess Fees for Operational Purposes	3411, 3421, 3423			0.00	0.00
Property Taxes Levied, Tax Redemptions, and Excess Fees for Debt Service	3412, 3421, 3423			0.00	0.00
Property Taxes Levied, Tax Redemptions, and Excess Fees for Capital Projects	3413, 3421, 3423			0.00	0.00
Local Sales Taxes	3418, 3419			0.00	0.00
Charges for Service - Food Service	345X			0.00	0.00
Impact Fees	3496			0.00	0.00
Other Local Revenue				0.00	0.00
Total Local Sources	3400	0.00	0.00	0.00	0.00
Total Revenues		0.00	0.00	0.00	0.00
EXPENDITURES					
Current:					
Instruction	5000			0.00	0.00
Student Personnel Services	6100			0.00	0.00
Instructional Media Services	6200			0.00	0.00
Instruction and Curriculum Development Services	6300			0.00	0.00
Instructional Staff Training Services	6400			0.00	0.00
Instructional-Related Technology	6500			0.00	0.00
Board	7100			0.00	0.00
General Administration	7200			0.00	0.00
School Administration	7300			0.00	0.00
Facilities Acquisition and Construction	7410			0.00	0.00
Fiscal Services	7500			0.00	0.00
Food Services	7600			0.00	0.00
Central Services	7700			0.00	0.00
Student Transportation Services	7800			0.00	0.00
Operation of Plant	7900			0.00	0.00
Maintenance of Plant	8100			0.00	0.00
Administrative Technology Services	8200			0.00	0.00
Community Services	9100			0.00	0.00
Debt Service: (Function 9200)					
Retirement of Principal	710			0.00	0.00
Interest	720			0.00	0.00
Dues and Fees	730			0.00	0.00
Miscellaneous	790			0.00	0.00
Capital Outlay:					
Facilities Acquisition and Construction	7420			0.00	0.00
Other Capital Outlay	9300			0.00	0.00
Total Expenditures		0.00	0.00	0.00	0.00
Excess (Deficiency) of Revenues Over (Under) Expenditures		0.00	0.00	0.00	0.00
OTHER FINANCING SOURCES (USES)					
Issuance of Bonds	3710			0.00	0.00
Premium on Sale of Bonds	3791			0.00	0.00
Discount on Sale of Bonds	891			0.00	0.00
Proceeds of Lease-Purchase Agreements	3750			0.00	0.00
Premium on Lease-Purchase Agreements	3793			0.00	0.00
Discount on Lease-Purchase Agreements	893			0.00	0.00
Loans	3720			0.00	0.00
Sale of Capital Assets	3730			0.00	0.00
Loss Recoveries	3740			0.00	0.00
Proceeds of Forward Supply Contract	3760			0.00	0.00
Proceeds from Special Facility Construction Account	3770			0.00	0.00
Face Value of Refunding Bonds	3715			0.00	0.00
Premium on Refunding Bonds	3792			0.00	0.00
Discount on Refunding Bonds	892			0.00	0.00
Refunding Lease-Purchase Agreements	3755			0.00	0.00
Premium on Refunding Lease-Purchase Agreements	3794			0.00	0.00
Discount on Refunding Lease-Purchase Agreements	894			0.00	0.00
Payments to Refunding Escrow Agent (Function 9299)	760			0.00	0.00
Transfers In	3600			0.00	0.00
Transfers Out	9700			0.00	0.00
Total Other Financing Sources (Uses)		0.00	0.00	0.00	0.00
SPECIAL ITEMS				0.00	0.00
EXTRAORDINARY ITEMS				0.00	0.00
Net Change in Fund Balances		0.00	0.00	0.00	0.00
Fund Balances, July 1, 2012	2800			0.00	0.00
Adjustment to Fund Balances	2891			0.00	0.00
Fund Balances, June 30, 2013	2700	0.00	0.00	0.00	0.00

DISTRICT SCHOOL BOARD OF INDIAN RIVER COUNTY
SCHEDULE OF REVENUES, EXPENDITURES, AND CHANGES IN FUND BALANCES - BUDGET AND ACTUAL
RESERVED FOR SPECIAL REVENUE FUND - OTHER FEDERAL PROGRAMS IF MAJOR
For the Fiscal Year Ended June 30, 2013

	Account Number	Budgeted Amounts		Actual Amounts	Variance with Final Budget - Positive (Negative)
		Original	Final		
REVENUES					
Federal Direct	3100			0.00	0.00
Federal Through State	3200			0.00	0.00
State Sources	3300			0.00	0.00
Local Sources:					
Property Taxes Levied, Tax Redemptions, and Excess Fees for Operational Purposes	3411, 3421, 3423			0.00	0.00
Property Taxes Levied, Tax Redemptions, and Excess Fees for Debt Service	3412, 3421, 3423			0.00	0.00
Property Taxes Levied, Tax Redemptions, and Excess Fees for Capital Projects	3413, 3421, 3423			0.00	0.00
Local Sales Taxes	3418, 3419			0.00	0.00
Charges for Service - Food Service	345X			0.00	0.00
Impact Fees	3496			0.00	0.00
Other Local Revenue				0.00	0.00
Total Local Sources	3400	0.00	0.00	0.00	0.00
Total Revenues		0.00	0.00	0.00	0.00
EXPENDITURES					
Current:					
Instruction	5000			0.00	0.00
Student Personnel Services	6100			0.00	0.00
Instructional Media Services	6200			0.00	0.00
Instruction and Curriculum Development Services	6300			0.00	0.00
Instructional Staff Training Services	6400			0.00	0.00
Instructional-Related Technology	6500			0.00	0.00
Board	7100			0.00	0.00
General Administration	7200			0.00	0.00
School Administration	7300			0.00	0.00
Facilities Acquisition and Construction	7410			0.00	0.00
Fiscal Services	7500			0.00	0.00
Food Services	7600			0.00	0.00
Central Services	7700			0.00	0.00
Student Transportation Services	7800			0.00	0.00
Operation of Plant	7900			0.00	0.00
Maintenance of Plant	8100			0.00	0.00
Administrative Technology Services	8200			0.00	0.00
Community Services	9100			0.00	0.00
Debt Service: (Function 9200)					
Retirement of Principal	710			0.00	0.00
Interest	720			0.00	0.00
Dues and Fees	730			0.00	0.00
Miscellaneous	790			0.00	0.00
Capital Outlay:					
Facilities Acquisition and Construction	7420			0.00	0.00
Other Capital Outlay	9300			0.00	0.00
Total Expenditures		0.00	0.00	0.00	0.00
Excess (Deficiency) of Revenues Over (Under) Expenditures		0.00	0.00	0.00	0.00
OTHER FINANCING SOURCES (USES)					
Issuance of Bonds	3710			0.00	0.00
Premium on Sale of Bonds	3791			0.00	0.00
Discount on Sale of Bonds	891			0.00	0.00
Proceeds of Lease-Purchase Agreements	3750			0.00	0.00
Premium on Lease-Purchase Agreements	3793			0.00	0.00
Discount on Lease-Purchase Agreements	893			0.00	0.00
Loans	3720			0.00	0.00
Sale of Capital Assets	3730			0.00	0.00
Loss Recoveries	3740			0.00	0.00
Proceeds of Forward Supply Contract	3760			0.00	0.00
Proceeds from Special Facility Construction Account	3770			0.00	0.00
Face Value of Refunding Bonds	3715			0.00	0.00
Premium on Refunding Bonds	3792			0.00	0.00
Discount on Refunding Bonds	892			0.00	0.00
Refunding Lease-Purchase Agreements	3755			0.00	0.00
Premium on Refunding Lease-Purchase Agreements	3794			0.00	0.00
Discount on Refunding Lease-Purchase Agreements	894			0.00	0.00
Payments to Refunding Escrow Agent (Function 9299)	760			0.00	0.00
Transfers In	3600			0.00	0.00
Transfers Out	9700			0.00	0.00
Total Other Financing Sources (Uses)		0.00	0.00	0.00	0.00
SPECIAL ITEMS				0.00	0.00
EXTRAORDINARY ITEMS				0.00	0.00
Net Change in Fund Balances		0.00	0.00	0.00	0.00
Fund Balances, July 1, 2012	2800			0.00	0.00
Adjustment to Fund Balances	2891			0.00	0.00
Fund Balances, June 30, 2013	2700	0.00	0.00	0.00	0.00

DISTRICT SCHOOL BOARD OF INDIAN RIVER COUNTY
SCHEDULE OF REVENUES, EXPENDITURES, AND CHANGES IN FUND BALANCES - BUDGET AND ACTUAL
MAJOR SPECIAL REVENUE - FEDERAL ECONOMIC STIMULUS PROGRAMS FUNDS
For the Fiscal Year Ended June 30, 2013

	Account Number	Budgeted Amounts		Actual Amounts	Variance with Final Budget - Positive (Negative)
		Original	Final		
REVENUES					
Federal Direct	3100			0.00	0.00
Federal Through State	3200	526,604.74	526,604.74	287,003.90	(239,600.84)
State Sources	3300			0.00	0.00
Local Sources:					
Property Taxes Levied, Tax Redemptions, and Excess Fees for Operational Purposes	3411, 3421, 3423			0.00	0.00
Property Taxes Levied, Tax Redemptions, and Excess Fees for Debt Service	3412, 3421, 3423			0.00	0.00
Property Taxes Levied, Tax Redemptions, and Excess Fees for Capital Projects	3413, 3421, 3423			0.00	0.00
Local Sales Taxes	3418, 3419			0.00	0.00
Charges for Service - Food Service	345X			0.00	0.00
Impact Fees	3496			0.00	0.00
Other Local Revenue				0.00	0.00
Total Local Sources	3400	0.00	0.00	0.00	0.00
Total Revenues		526,604.74	526,604.74	287,003.90	(239,600.84)
EXPENDITURES					
Current:					
Instruction	5000	99,802.35	48,426.93	2,366.44	46,060.49
Student Personnel Services	6100	10,000.00	10,000.00	0.00	10,000.00
Instructional Media Services	6200			0.00	0.00
Instruction and Curriculum Development Services	6300	97,028.27	82,150.00	60,456.64	21,693.36
Instructional Staff Training Services	6400	239,168.62	194,163.39	74,966.40	119,196.99
Instructional-Related Technology	6500	4,647.34	17,203.53	17,203.53	0.00
Board	7100			0.00	0.00
General Administration	7200	966.30	877.38	877.38	0.00
School Administration	7300			0.00	0.00
Facilities Acquisition and Construction	7410			0.00	0.00
Fiscal Services	7500			0.00	0.00
Food Services	7600			0.00	0.00
Central Services	7700	59,991.86	127,760.00	92,610.00	35,150.00
Student Transportation Services	7800			0.00	0.00
Operation of Plant	7900			0.00	0.00
Maintenance of Plant	8100			0.00	0.00
Administrative Technology Services	8200	15,000.00	7,500.00	0.00	7,500.00
Community Services	9100			0.00	0.00
Debt Service: (Function 9200)					
Retirement of Principal	710			0.00	0.00
Interest	720			0.00	0.00
Dues and Fees	730			0.00	0.00
Miscellaneous	790			0.00	0.00
Capital Outlay:					
Facilities Acquisition and Construction	7420			0.00	0.00
Other Capital Outlay	9300		38,523.51	38,523.51	0.00
Total Expenditures		526,604.74	526,604.74	287,003.90	239,600.84
Excess (Deficiency) of Revenues Over (Under) Expenditures		0.00	0.00	0.00	0.00
OTHER FINANCING SOURCES (USES)					
Issuance of Bonds	3710			0.00	0.00
Premium on Sale of Bonds	3791			0.00	0.00
Discount on Sale of Bonds	891			0.00	0.00
Proceeds of Lease-Purchase Agreements	3750			0.00	0.00
Premium on Lease-Purchase Agreements	3793			0.00	0.00
Discount on Lease-Purchase Agreements	893			0.00	0.00
Loans	3720			0.00	0.00
Sale of Capital Assets	3730			0.00	0.00
Loss Recoveries	3740			0.00	0.00
Proceeds of Forward Supply Contract	3760			0.00	0.00
Proceeds from Special Facility Construction Account	3770			0.00	0.00
Face Value of Refunding Bonds	3715			0.00	0.00
Premium on Refunding Bonds	3792			0.00	0.00
Discount on Refunding Bonds	892			0.00	0.00
Refunding Lease-Purchase Agreements	3755			0.00	0.00
Premium on Refunding Lease-Purchase Agreements	3794			0.00	0.00
Discount on Refunding Lease-Purchase Agreements	894			0.00	0.00
Payments to Refunding Escrow Agent (Function 9299)	760			0.00	0.00
Transfers In	3600			0.00	0.00
Transfers Out	9700			0.00	0.00
Total Other Financing Sources (Uses)		0.00	0.00	0.00	0.00
SPECIAL ITEMS				0.00	0.00
EXTRAORDINARY ITEMS				0.00	0.00
Net Change in Fund Balances		0.00	0.00	0.00	0.00
Fund Balances, July 1, 2012	2800			0.00	0.00
Adjustment to Fund Balances	2891			0.00	0.00
Fund Balances, June 30, 2013	2700	0.00	0.00	0.00	0.00

DISTRICT SCHOOL BOARD OF INDIAN RIVER COUNTY
SCHEDULE OF REVENUES, EXPENDITURES, AND CHANGES IN FUND BALANCES - BUDGET AND ACTUAL
RESERVED FOR SPECIAL REVENUE FUND - MISCELLANEOUS IF MAJOR
For the Fiscal Year Ended June 30, 2013

	Account Number	Budgeted Amounts		Actual Amounts	Variance with Final Budget - Positive (Negative)
		Original	Final		
REVENUES					
Federal Direct	3100			0.00	0.00
Federal Through State	3200			0.00	0.00
State Sources	3300			0.00	0.00
Local Sources:					
Property Taxes Levied, Tax Redemptions, and Excess Fees for Operational Purposes	3411, 3421, 3423			0.00	0.00
Property Taxes Levied, Tax Redemptions, and Excess Fees for Debt Service	3412, 3421, 3423			0.00	0.00
Property Taxes Levied, Tax Redemptions, and Excess Fees for Capital Projects	3413, 3421, 3423			0.00	0.00
Local Sales Taxes	3418, 3419			0.00	0.00
Charges for Service - Food Service	345X			0.00	0.00
Impact Fees	3496			0.00	0.00
Other Local Revenue				0.00	0.00
Total Local Sources	3400	0.00	0.00	0.00	0.00
Total Revenues		0.00	0.00	0.00	0.00
EXPENDITURES					
Current:					
Instruction	5000			0.00	0.00
Student Personnel Services	6100			0.00	0.00
Instructional Media Services	6200			0.00	0.00
Instruction and Curriculum Development Services	6300			0.00	0.00
Instructional Staff Training Services	6400			0.00	0.00
Instructional-Related Technology	6500			0.00	0.00
Board	7100			0.00	0.00
General Administration	7200			0.00	0.00
School Administration	7300			0.00	0.00
Facilities Acquisition and Construction	7410			0.00	0.00
Fiscal Services	7500			0.00	0.00
Food Services	7600			0.00	0.00
Central Services	7700			0.00	0.00
Student Transportation Services	7800			0.00	0.00
Operation of Plant	7900			0.00	0.00
Maintenance of Plant	8100			0.00	0.00
Administrative Technology Services	8200			0.00	0.00
Community Services	9100			0.00	0.00
Debt Service: (Function 9200)					
Retirement of Principal	710			0.00	0.00
Interest	720			0.00	0.00
Dues and Fees	730			0.00	0.00
Miscellaneous	790			0.00	0.00
Capital Outlay:					
Facilities Acquisition and Construction	7420			0.00	0.00
Other Capital Outlay	9300			0.00	0.00
Total Expenditures		0.00	0.00	0.00	0.00
Excess (Deficiency) of Revenues Over (Under) Expenditures		0.00	0.00	0.00	0.00
OTHER FINANCING SOURCES (USES)					
Issuance of Bonds	3710			0.00	0.00
Premium on Sale of Bonds	3791			0.00	0.00
Discount on Sale of Bonds	891			0.00	0.00
Proceeds of Lease-Purchase Agreements	3750			0.00	0.00
Premium on Lease-Purchase Agreements	3793			0.00	0.00
Discount on Lease-Purchase Agreements	893			0.00	0.00
Loans	3720			0.00	0.00
Sale of Capital Assets	3730			0.00	0.00
Loss Recoveries	3740			0.00	0.00
Proceeds of Forward Supply Contract	3760			0.00	0.00
Proceeds from Special Facility Construction Account	3770			0.00	0.00
Face Value of Refunding Bonds	3715			0.00	0.00
Premium on Refunding Bonds	3792			0.00	0.00
Discount on Refunding Bonds	892			0.00	0.00
Refunding Lease-Purchase Agreements	3755			0.00	0.00
Premium on Refunding Lease-Purchase Agreements	3794			0.00	0.00
Discount on Refunding Lease-Purchase Agreements	894			0.00	0.00
Payments to Refunding Escrow Agent (Function 9299)	760			0.00	0.00
Transfers In	3600			0.00	0.00
Transfers Out	9700			0.00	0.00
Total Other Financing Sources (Uses)		0.00	0.00	0.00	0.00
SPECIAL ITEMS				0.00	0.00
EXTRAORDINARY ITEMS				0.00	0.00
Net Change in Fund Balances		0.00	0.00	0.00	0.00
Fund Balances, July 1, 2012	2800			0.00	0.00
Adjustment to Fund Balances	2891			0.00	0.00
Fund Balances, June 30, 2013	2700	0.00	0.00	0.00	0.00

GREATER FLORIDA CONSORTIUM
OF
SCHOOL BOARDS'
2014 LEGISLATIVE PROGRAM

Constitution of the State of Florida, Article IX - - Section I.

"The education of children is a fundamental value of the people of the State of Florida. It is therefore a paramount duty of the State to make adequate provision for the education of all the children residing within its borders. Adequate provision shall be made by law for a uniform, efficient, safe, secure, and high quality system of free public schools that allows students to obtain a high quality education…."

GOAL: TO INCREASE, ON A PHASED-IN BASIS, THE AVERAGE PER STUDENT FUNDING TO ENSURE THAT FLORIDA IS IN THE TOP HALF OF THE STATES AND CAN PROVIDE A WORLD CLASS EDUCATION TO ENABLE ITS STUDENTS TO COMPETE AND EXCEL IN THE GLOBAL MARKET PLACE.

PRIORITY GOALS

CONSTITUTIONAL AUTHORITY/GOVERNANCE

Ensure that, in all cases, legislation be evaluated to provide that it does not conflict with the constitutional authority of school boards to "operate, control, and supervise" all public schools within their school districts.

- Preserve school board constitutional and home rule authority and oppose legislation that would subvert, bypass, or undermine that authority.
- Allow school districts to establish local contract provisions inclusive of cost structure with post-secondary institutions related to the delivery of dual enrollment.
- Provide local school boards the final authority to grant or reject charter school applications.
- Preserve the constitutional authority of a school board to negotiate a performance contract with a charter school.
- Maintain school boards' authority regarding the disposition of local capital outlay funds and impact fees.
- Modify penalty for non-compliance with the constitutional class size requirement to be based on the school-wide average for all public schools.

FUNDING

Allocate sufficient state dollars with flexibility to enable school districts to support: guaranteed continuation budgets that provide for enrollment changes, inflationary increases, competitive salaries and benefits for teachers and other personnel and quality program improvements, including those mandated by SB 736. **Use state revenue to provide for this continuation budget as opposed to the state using increases in local property tax revenues as the source of additional funds.**

- Increase the state's investment in K-12 education by increasing the Base Student Allocation (BSA) by at least $200 per student above the total potential 2013-14 K-12 funding level.

- Fully fund both the infrastructure cost and the acquisition of computers/technology for the mandated expansion of computer-based administration of statewide testing, earmarking funds from the internet sales tax by passing an internet sales tax and earmarking this revenue for this purpose.

- Oppose further equalization of the local discretionary millage. until the basic education program is funded to the 2006-07 level adjusted for the three-year average of inflation

- Restore the FTE definition to provide for six periods and fund additional instructional time for dual enrollment and virtual programs.

OPTIONAL CAPITAL OUTLAY LEVY (2.0 MILLS)

- Restore the full optional 2.0 mill levy for capital purposes and reject any further reduction and continue the flexibility to use this revenue to pay property and casualty insurance premiums; to purchase equipment to implement on-line testing; and, to purchase software required to run equipment purchased with capital funding.

- Oppose any mandatory diversion of Local Discretionary Capital Outlay levy revenue from traditional public schools to non-traditional public schools.

- Establish a long-term, stable, and recurring revenue source to provide increased school construction funds to support new facilities, renovations, replacement schools, school maintenance, land acquisition, mandated class size reduction, hurricane shelter retrofitting, pre-kindergarten programs housed in public schools, and the additional costs of constructing environmentally efficient "green" schools.

ACCOUNTABILITY AND STATE TESTING PROGRAM

Support Common Core State Standards and Accountability, and develop a workable timeline for implementation of accountability, but not before July 1, 2017, that includes student, teacher, principal, school and school district assessment, professional development, and evaluation.

- Ensure that the state assessment and standards are aligned, valid, fair, reliable, and fully funded.

- Repeal requirements for districts to adopt EOCs in every subject not covered by the state assessment program.

- Allow alternative ways for Post-secondary Readiness Test compliance, such as Advanced Placement, International Baccalaureate, AICE, or Dual Enrollment programs.

- Approve the recommendations by the Commissioner's Task Force (Spring 2012) to have equitable and appropriate assessments for students in special education centers and those students classified as English-for-Language-Learners (ELL).

- Ensure there is a waiver (utilizing a portfolio such as that in the ENNOBLES Act) available for these students regardless of the assessments utilized.

This Page Intentionally Left Blank

Stephanie J Hannaby 7-24-13

7/24/2013; 2:04 PM

Imagine Schools at South Vero

Balance Sheet - Governmental Funds June 30, 2013	Account Number	Fund Types: Click Here General	Click Here SR - Grants	Click Here Capital Projects	Total
ASSETS					
Cash and Cash Equivalents	1110	639,970.18			639,970.18
Investments	1160				0.00
Taxes Receivable, Net	1120				0.00
Accounts Receivable	1130	13,273.30			13,273.30
Due from:					
School District	1131	(246.00)			(246.00)
Charter Holder	1132				0.00
Other Charter School(s)	1133				0.00
Management Company	1134				0.00
Due from Other Funds:					
Budgetary Funds	1141				0.00
Internal Funds	1142				0.00
Inventory	1150				0.00
Interest Receivable	1170				0.00
Due from Reinsurer	1180				0.00
Other Current Assets:					
Deposits Receivable	1210				0.00
Due from Other Agencies	1220	5,522.75			5,522.75
Prepaid Items	1230	75,641.70			75,641.70
Total Assets		734,161.93	0.00	0.00	734,161.93
LIABILITIES AND FUND BALANCES					
LIABILITIES					
Salaries, Benefits and Payroll Taxes Payable	2110	144,454.89			144,454.89
Payroll Deductions and Withholdings	2170	102,380.82			102,380.82
Accounts Payable	2120	26,684.34			26,684.34
Due to:					
School District	2121				0.00
Charter Holder	2122				0.00
Other Charter School(s)	2123				0.00
Management Company	2124	1,614.50			1,614.50
Judgments Payable	2130				0.00
Construction Contracts Payable	2140				0.00
Construction Contracts Payable-Retained Percentage	2150				0.00
Due to Fiscal Agent	2240				0.00
Sales Tax Payable	2260				0.00
Accrued Interest Payable	2210	4,701.75			4,701.75
Deposits Payable	2220				0.00
Due to Other Agencies	2230				0.00
Due to Other Funds:					
Budgetary Funds	2161				0.00
Internal Funds	2162				0.00
Deferred Revenue	2410	30,618.70			30,618.70
Total Liabilities		310,455.00	0.00	0.00	310,455.00
FUND BALANCES					
Reserved For:					
Endowments	2705				0.00
State Required Carryover Programs	2710				0.00
Encumbrances	2720				0.00
Inventory	2730				0.00
Other Purposes					0.00
Unreserved, Reported in:					
General Fund	2760	427,131.93			427,131.93
Special Revenue Fund - Capital Outlay	2760				0.00
Special Revenue Fund - Grants	2760		0.00		0.00
Capital Projects Funds	2760			0.00	0.00
Permanent Funds	2760				0.00
Total Fund Balances	2700	427,131.93	0.00	0.00	427,131.93
Total Liabilities and Fund Balances		737,586.93	0.00	0.00	737,586.93

Rev. 1.c4

Stephanie Hammond 7-24-13

7/24/2013; 2:04 PM

Imagine Schools at South Vero

Revenue & Expenditures - Budget And Actual
June 30, 2013

	0	General Fund			
	Function	Budget Amounts *Original* 910	Budget Amounts *Current* 853	Actual 854	Variance with Final Budget - Positive (Negative)
REVENUES					
Federal Direct	3100	0.00	110,559.00	124,688.04	14,129.04
Federal Through State & Local	3200	0.00	0.00	0.00	0.00
State Sources	3300	5,620,657.00	5,152,240.00	5,134,366.01	(17,873.99)
Local Sources	3400	560,486.00	626,506.00	707,726.38	81,220.38
Total Revenues		6,181,143.00	5,889,305.00	5,966,780.43	77,475.43
EXPENDITURES					
Current:					
Instruction	5000	2,820,212.00	2,823,819.00	2,784,156.77	39,662.23
Pupil Personnel Services	6100	39,263.00	24,795.00	22,092.18	2,702.82
Instructional Media Services	6200	0.00	0.00	0.00	0.00
Instruction and Curriculum Development Services	6300	60,051.00	0.00	0.00	0.00
Instructional Staff Training Services	6400	15,552.00	15,552.00	8,146.76	7,405.24
Instruction Related Technology	6500				0.00
Board	7100	0.00	0.00	0.00	0.00
Administration Fees:					
District Holdback Fee	7201	75,706.00	75,634.00	75,192.00	442.00
Charter Holder	7202				0.00
Management Company	7203	670,452.00	641,972.00	629,641.00	12,331.00
Other	7204	141,742.00	30,000.00	30,000.00	0.00
School Administration	7300	420,649.00	377,878.00	348,673.89	29,204.11
Facilities Acquisition and Construction	7400	1,053,358.00	1,089,352.00	1,137,707.38	(48,355.38)
Fiscal Services	7500	15,000.00	15,000.00	16,171.70	(1,171.70)
Food Services	7600	230,157.00	235,431.00	263,898.50	(28,467.50)
Central Services	7700	19,002.00	14,809.00	13,802.97	1,006.03
Pupil Transportation Services	7800	0.00	0.00	0.00	0.00
Operation of Plant	7900	271,664.00	272,057.00	250,043.57	22,013.43
Maintenance of Plant	8100	79,242.00	22,308.00	22,136.40	171.60
Administrative Technology Services	8200				0.00
Community Services	9100	139,907.00	97,390.00	106,959.38	(9,569.38)
Debt Service: (Function 9200)					
Retirement of Principal	710				0.00
Interest	720				0.00
Dues, Fees and Issuance Costs	730				0.00
Miscellaneous Expenditures	790				0.00
Capital Outlay:					
Facilities Acquisition and Construction	7420				0.00
Other Capital Outlay	9300				0.00
Total Expenditures		6,051,957.00	5,735,997.00	5,708,622.50	27,374.50
Excess (Deficiency) of Revenues Over (Under) Expenditures		129,186.00	153,308.00	258,157.93	104,849.93
OTHER FINANCING SOURCES (USES)					
Loans Incurred	3720				0.00
Proceeds from the Sale of Capital Assets	3730				0.00
Loss Recoveries	3740				0.00
Proceeds of Forward Supply Contract	3760				0.00
Special Facilities Construction Advances	3770				0.00
Transfers In	3600				0.00
Transfers Out	9700				0.00
Total Other Financing Sources (Uses)		0.00	0.00	0.00	0.00
SPECIAL ITEMS					
					0.00
EXTRAORDINARY ITEMS					
					0.00
Net Change in Fund Balances		129,186.00	153,308.00	258,157.93	104,849.93
Fund Balance - Beginning of Year	2800			168,974.00	168,974.00
Adjustment to Fund Balance	2891				0.00
Fund Balance - End of Year	2700	129,186.00	153,308.00	427,131.93	273,823.93

Rev 1.24

Stephanie F Hannesby 7-24-13

7/24/2013; 2:04 PM

Imagine Schools at South Vero

Revenue & Expenditures - Budget And Actual
June 30, 2013

	0	Special Revenue - Grants			
		Budget Amounts			Variance with Final Budget - Positive (Negative)
	Function	*Original*	*Current*	Actual	
		910	*853*	854	
REVENUES					
Federal Direct	3100				0.00
Federal Through State & Local	3200	0.00	0.00	0.00	0.00
ARRA SFSF	3210	0.00	0.00	0.00	0.00
Ed Job Funds	3215	0.00	0.00	0.00	0.00
IDEA	3230	0.00	0.00	0.00	0.00
State Sources	3300				0.00
Local Sources	3400				0.00
Total Revenues		0.00	0.00	0.00	0.00
EXPENDITURES					
Current:					
Instruction	5000	0.00	0.00	0.00	0.00
Pupil Personnel Services	6100				0.00
Instructional Media Services	6200				0.00
Instruction and Curriculum Development Services	6300				0.00
Instructional Staff Training Services	6400				0.00
Instruction Related Technology	6500	0.00	0.00	0.00	0.00
Board	7100				0.00
Administration Fees:					
District Holdback Fee	7201				0.00
Charter Holder	7202				0.00
Management Company	7203				0.00
Other	7204				0.00
School Administration	7300				0.00
Facilities Acquisition and Construction	7400				0.00
Fiscal Services	7500				0.00
Food Services	7600				0.00
Central Services	7700				0.00
Pupil Transportation Services	7800				0.00
Operation of Plant	7900				0.00
Maintenance of Plant	8100				0.00
Administrative Technology Services	8200				0.00
Community Services	9100				0.00
Debt Service: (Function 9200)					
Retirement of Principal	710				0.00
Interest	720				0.00
Dues, Fees and Issuance Costs	730				0.00
Miscellaneous Expenditures	790				0.00
Capital Outlay:					
Facilities Acquisition and Construction	7420				0.00
Other Capital Outlay	9300				0.00
Total Expenditures		0.00	0.00	0.00	0.00
Excess (Deficiency) of Revenues Over (Under) Expenditures		0.00	0.00	0.00	0.00
OTHER FINANCING SOURCES (USES)					
Loans Incurred	3720				0.00
Proceeds from the Sale of Capital Assets	3730				0.00
Loss Recoveries	3740				0.00
Proceeds of Forward Supply Contract	3760				0.00
Special Facilities Construction Advances	3770				0.00
Transfers In	3600				0.00
Transfers Out	9700				0.00
Total Other Financing Sources (Uses)		0.00	0.00	0.00	0.00
SPECIAL ITEMS					
					0.00
EXTRAORDINARY ITEMS					
					0.00
Net Change in Fund Balances		0.00	0.00	0.00	0.00
Fund Balance - Beginning of Year	2800				0.00
Adjustment to Fund Balance	2891				0.00
Fund Balance - End of Year	2700	0.00	0.00	0.00	0.00

Rev 1-14
ts

Stephanie Attachment 7-24-13

7/24/2013: 2:04 PM

Imagine Schools at South Vero

Capital Projects

Revenue & Expenditures - Budget And Actual
June 30, 2013

	0	Budget Amounts			Variance with
	Function	*Original*	*Current*	Actual	Final Budget -
		910	*853*	854	Positive (Negative)
REVENUES					
Federal Direct	3100				0.00
Federal Through State & Local	3200				0.00
State Sources	3300	314,030.00	278,268.00	219,293.00	(58,975.00)
Local Sources	3400				0.00
Total Revenues		314,030.00	278,268.00	219,293.00	(58,975.00)
EXPENDITURES					
Current:					
Instruction	5000				0.00
Pupil Personnel Services	6100				0.00
Instructional Media Services	6200				0.00
Instruction and Curriculum Development Services	6300				0.00
Instructional Staff Training Services	6400				0.00
Instruction Related Technology	6500				0.00
Board	7100				0.00
Administration Fees:					
District Holdback Fee	7201				0.00
Charter Holder	7202				0.00
Management Company	7203				0.00
Other	7204				0.00
School Administration	7300				0.00
Facilities Acquisition and Construction	7400	314,030.00	278,268.00	219,293.00	58,975.00
Fiscal Services	7500				0.00
Food Services	7600				0.00
Central Services	7700				0.00
Pupil Transportation Services	7800				0.00
Operation of Plant	7900				0.00
Maintenance of Plant	8100				0.00
Administrative Technology Services	8200				0.00
Community Services	9100				0.00
Debt Service: (Function 9200)					
Retirement of Principal	710				0.00
Interest	720				0.00
Dues, Fees and Issuance Costs	730				0.00
Miscellaneous Expenditures	790				0.00
Capital Outlay:					
Facilities Acquisition and Construction	7420				0.00
Other Capital Outlay	9300				0.00
Total Expenditures		314,030.00	278,268.00	219,293.00	58,975.00
Excess (Deficiency) of Revenues Over (Under) Expenditures		0.00	0.00	0.00	0.00
OTHER FINANCING SOURCES (USES)					
Loans Incurred	3720				0.00
Proceeds from the Sale of Capital Assets	3730				0.00
Loss Recoveries	3740				0.00
Proceeds of Forward Supply Contract	3760				0.00
Special Facilities Construction Advances	3770				0.00
Transfers In	3600				0.00
Transfers Out	9700				0.00
Total Other Financing Sources (Uses)		0.00	0.00	0.00	0.00
SPECIAL ITEMS					
					0.00
EXTRAORDINARY ITEMS					
					0.00
Net Change in Fund Balances		0.00	0.00	0.00	0.00
Fund Balance - Beginning of Year	2800				Rev. 1 c4 0.00
Adjustment to Fund Balance	2891				ts 0.00
Fund Balance - End of Year	2700	0.00	0.00	0.00	0.00

COPY

NORTH COUNTY CHARTER SCHOOL, INC.

Financial Statements
with
Independent Accountants' Compilation Report

June 30, 2013

Do Not Copy

KMETZ NUTTALL ELWELL GRAHAM, PLLC
Certified Public Accountants

Independent Accountants' Compilation Report

To the Board of Directors
North County Charter School, Inc.
Vero Beach, Florida

We have compiled the accompanying balance sheet of North County Charter School, Inc. as of June 30, 2013, and the related statement of profit and loss by fund and profit and loss budget vs. actual by fund for one month and the period then ended. We have not audited or reviewed the accompanying financial statements and, accordingly, do not express an opinion or provide any assurance about whether the financial statements are in accordance with accounting principles generally accepted in the United States of America.

Management is responsible for the preparation and fair presentation of the financial statements in accordance with accounting principles generally accepted in the United States of America and for designing, implementing, and maintaining internal control relevant to the preparation and fair presentation of the financial statements.

Our responsibility is to conduct the compilation in accordance with Statements on Standards for Accounting and Review Services issued by the American Institute of Certified Public Accountants. The objective of a compilation is to assist management in presenting financial information in the form of financial statements without undertaking to obtain or provide any assurance that there are no material modifications that should be made to the financial statements.

Management has elected to omit substantially all of the disclosures required by accounting principles generally accepted in the United States of America. If the omitted disclosures were included in the financial statements, they might influence the user's conclusions about the School's financial position and results of operations. Accordingly, these financial statements are not designed for those who are not informed about such matters.

Kmetz, Nuttall, Elwell, Graham

Kmetz, Nuttall, Elwell, Graham, PLLC
Certified Public Accountants

July 16, 2013

2800 Ocean Drive Vero Beach, Florida 32963 T: 772.231.6902 F: 772.231.4099
www.knegcpa.com
Michael L. Kmetz, CPA, PFS Scott A. Nuttall, CPA, CFP Brian J. Elwell, CPA Patrick K. Graham, CPA, MA
Teresa M. LaSota, CPA David P. Reisinger, CPA Melissa M. Medlock, CPA

NORTH COUNTY CHARTER SCHOOL, INC.
Balance Sheet as of 06/30/13

	Governmental Fund Types			Account Groups		
Assets	General	Capital	Federal	General Fixed Assets	General Long-Term Debt	Total
Current Assets						
Cash in bank	$535,341.84	$ -	$ -	$ -	$ -	$ 535,341.84
Due from other agencies	-	-	-	-	-	-
Due from other fund	(6,883.74)	-	-	-	-	(6,883.74)
Interest receivable	-	-	-	-	-	-
Deposit receivable	-	-	-	-	-	-
Prepaid expenses	-	-	-	-	-	-
Current Asset Subtotal	528,458.10	-	-	-	-	528,458.10
Fixed Assets						
Land	-	-	-	599,237.74	-	599,237.74
Land improvement, non-depreciable	-	-	-	-	-	-
Improvements other than building	-	-	-	51,296.96	-	51,296.96
Buildings & fixed equipment	-	-	-	3,215,971.65	-	3,215,971.65
Furniture, fixture & equipment	-	-	-	136,418.16	-	136,418.16
Computer software	-	-	-	799.60	-	799.60
Construction in progress	-	-	-	58,888.16	-	58,888.16
Loan costs	-	-	-	35,956.00	-	35,956.00
Fixed Asset Subtotal	-	-	-	4,098,568.27	-	4,098,568.27
Other Assets: Amt available for debt service						
Mortgage payable	-	-	-	-	2,369,380.34	2,369,380.34
Other Assets Subtotal	-	-	-	-	2,369,380.34	2,369,380.34
Total Assets	$528,458.10	$ -	$ -	$ 4,098,568.27	$ 2,369,380.34	$ 6,996,406.71
Liabilities						
Current Liabilities						
Deferred revenue	$ -	$ -	$ -	$ -	$ -	$ -
Due to other fund	-	(15,773.44)	8,889.70	-	-	(6,883.74)
Current Liabilities Subtotal	-	(15,773.44)	8,889.70	-	-	(6,883.74)
Long Term Liabilities						
Mortgage payable	-	-	-	-	2,369,380.34	2,369,380.34
Long Term Liabilites Subtotal	-	-	-	-	2,369,380.34	2,369,380.34
Liabilities Total	-	(15,773.44)	8,889.70	-	2,369,380.34	2,362,496.60
Equity						
Fund balance, 6/30/12	349,108.83	-	-	-	-	349,108.83
Investment in fixed assets	-	-	-	4,098,568.27	-	4,098,568.27
Equity subtotal	349,108.83	-	-	4,098,568.27	-	4,447,677.10
Net Addition/(Deficit)	179,349.27	15,773.44	(8,889.70)	-	-	186,233.01
Equity Total	528,458.10	15,773.44	(8,889.70)	4,098,568.27	-	4,633,910.11
Total Liabilities and Equity	$528,458.10	$ -	$ -	$ 4,098,568.27	$ 2,369,380.34	$ 6,996,406.71

See independent accountants' compilation report.

Signature: K E Hilla

Date: 07-17-2013

NORTH COUNTY CHARTER SCHOOL, INC.
Profit & Loss by Fund
June 2013

	CAPITAL PROJECTS FUND		GENERAL FUND	
	Jun 13	Jul '12 - Jun 13	Jun 13	Jul '12 - Jun 13
Ordinary Income/Expense				
Income				
3300 - REVENUE THRU STATE				
3361 - SCHOOL RECOGNITION FUNDS	0.00	0.00	0.00	18,751.00
3397 - CAPITAL OUTLAY	4,679.00	62,915.00	0.00	0.00
Total 3300 - REVENUE THRU STATE	4,679.00	62,915.00	0.00	18,751.00
3400 - REV FROM LOCAL SOURCES				
3440 - GIFTS, GRANTS & BEQUESTS				
3440.1 - YEARBOOK SALES	0.00	0.00	96.00	2,080.00
3440.2 - FIELD TRIP FUNDS	0.00	0.00	0.00	2,793.00
3440.3 - GIFTS, DONATIONS	0.00	0.00	0.00	77.25
3440.4 - REFUNDS	0.00	0.00	0.00	0.00
3440.5 - UNIFORMS	0.00	0.00	156.00	7,971.00
3440.6 - BEFORE/AFTER PROGRAM	0.00	0.00	606.00	28,760.00
3440 - GIFTS, GRANTS & BEQUESTS - ...	0.00	0.00	0.00	1,884.57
Total 3440 - GIFTS, GRANTS & BEQUESTS	0.00	0.00	858.00	43,565.82
3451 - STUDENT LUNCHES	0.00	0.00	0.00	0.00
3495 - RENT INCOME	0.00	0.00	1,075.00	13,750.00
Total 3400 - REV FROM LOCAL SOURCES	0.00	0.00	1,933.00	57,315.82
IRCSD PASS-THROUGH				
3000 - IRCSD - FUNDING	0.00	0.00	114,072.09	1,386,910.00
Total IRCSD PASS-THROUGH	0.00	0.00	114,072.09	1,386,910.00
Total Income	4,679.00	62,915.00	116,005.09	1,462,976.82
Gross Profit	4,679.00	62,915.00	116,005.09	1,462,976.82
Expense				
5100 BASIC (K-12)				
310 - PROFESSIONAL & TECHNICAL	0.00	0.00	94,728.50	585,170.53
310A - DAY CARE PROF/TECH	0.00	0.00	0.00	11,740.78
320 - INSURANCE & BOND PREMIUM	0.00	0.00	0.00	887.00
330 - TRAVEL	0.00	0.00	1,384.20	2,543.20
390 - OTHER PURCHASED SERVICES	0.00	0.00	0.00	2,185.18
510 - SUPPLIES	0.00	0.00	0.00	17,093.77
510A - DAY CARE SUPPLIES	0.00	0.00	170.30	403.98
510B - UNIFORMS	0.00	0.00	0.00	4,525.35
590 - OTHER MATERIALS AND SUPPL	0.00	0.00	0.00	2,106.25
642 - NON-CAP FURN, FIXT & EQUP	0.00	0.00	0.00	3,732.08
643 - CAP COMPUTER HARDWARE	0.00	3,716.25	0.00	0.00
691 - CAPITALIZED SOFTWARE	0.00	799.60	0.00	0.00
790 - MISCELLANEOUS EXPENSES	0.00	0.00	0.00	2,765.96
790A - DAYCARE MISCELLANEOUS	0.00	0.00	0.00	1,016.80
Total 5100 BASIC (K-12)	0.00	4,515.85	96,283.00	634,170.88
5200 - EXCEPTIONAL				
310 - PROFESSIONAL & TECHNICAL	0.00	0.00	975.00	7,275.00
Total 5200 - EXCEPTIONAL	0.00	0.00	975.00	7,275.00
6150 - PARENTAL INVOLVEMENT				
510 - SUPPLIES	0.00	0.00	0.00	59.81
Total 6150 - PARENTAL INVOLVEMENT	0.00	0.00	0.00	59.81
6400 - INSTRUCT STAFF TRAINING				
310 - PROFESSIONAL & TECHNICAL	0.00	0.00	0.00	611.00
Total 6400 - INSTRUCT STAFF TRAINING	0.00	0.00	0.00	611.00
7100 - BOARD				
320 - INSURANCE & BOND PREMIUMS	0.00	0.00	0.00	1,656.26
Total 7100 - BOARD	0.00	0.00	0.00	1,656.26
7300 - SCHOOL ADMINISTRATION				
310 - PROFESSIONAL & TECHNICAL	0.00	0.00	13,553.79	171,940.32
320 - INSURANCE & BOND PREMIUMS	0.00	0.00	0.00	4,977.92
330 - TRAVEL	0.00	0.00	0.00	751.74
370 - COMMUNICATIONS	0.00	0.00	200.60	1,637.93
390 - OTHER PURCHASED SERVICES	0.00	0.00	983.44	9,916.57
510 - SUPPLIES	0.00	0.00	477.88	6,931.69
642 - NON-CAP FURN, FIXT & EQUP	0.00	0.00	0.00	843.40
730 - DUES & FEES	0.00	0.00	3.00	1,528.43
790 - MISCELLANEOUS EXPENSES	0.00	0.00	0.00	1,072.94
Total 7300 - SCHOOL ADMINISTRATION	0.00	0.00	15,218.71	199,600.94
7400 - FACILITIES ACQ & CONST				
310 - PROFESSIONAL & TECHNICAL	2,167.14	29,551.96	0.00	2,400.00
630 - BUILDINGS AND FIXED EQUIP	0.00	2,725.00	0.00	0.00
670 - IMPROVE OTHER THAN BLDG	0.00	0.00	25,031.20	25,031.20
680 - REMODELING & RENOVATIONS	0.00	0.00	0.00	223.40
730-DUES AND FEES	0.00	4,065.00	0.00	44,556.00
790 - MISCELLANEOUS EXPENSE	0.00	0.00	0.00	924.44
Total 7400 - FACILITIES ACQ & CONST	2,167.14	36,341.96	25,031.20	73,135.04

NORTH COUNTY CHARTER SCHOOL, INC.
Profit & Loss by Fund
June 2013

	CAPITAL PROJECTS FUND		GENERAL FUND	
	Jun 13	Jul '12 - Jun 13	Jun 13	Jul '12 - Jun 13
7500 - FISCAL SERVICES				
310 - PROFESSIONAL & TECHNICAL	0.00	0.00	0.00	12,280.00
Total 7500 - FISCAL SERVICES	0.00	0.00	0.00	12,280.00
7600 - FOOD SERVICES				
310 - PROFESSIONAL & TECHNICAL	0.00	0.00	0.00	0.00
510 - SUPPLIES	0.00	0.00	0.00	0.00
570 - FOOD	0.00	0.00	0.00	0.00
641 - CAP, FURN, FIXT	0.00	6,283.75	0.00	0.00
642 - NON-CAP FURN, FIXT & EQUI	0.00	0.00	0.00	0.00
730 - DUES & FEES	0.00	0.00	0.00	0.00
790 - MISCELLANEOUS EXPENSES	0.00	0.00	0.00	0.00
Total 7600 - FOOD SERVICES	0.00	6,283.75	0.00	0.00
7800 - TRANSPORTATION				
360 - RENTALS	0.00	0.00	0.00	21,054.37
Total 7800 - TRANSPORTATION	0.00	0.00	0.00	21,054.37
7900 - OPERATION OF PLANT				
310 - PROFESSIONAL & TECHNICAL	0.00	0.00	2,261.29	39,013.84
320 - INSURANCE & BOND PREMIUMS	0.00	0.00	0.00	20,274.43
350 - REPAIRS AND MAINTENANCE	0.00	0.00	1,398.69	24,516.88
370 - COMMUNICATIONS	0.00	0.00	343.20	4,450.42
380 - UTILITIES	0.00	0.00	2,245.56	25,024.39
390 - OTHER PURCHASED SERVICES	0.00	0.00	0.00	1,855.08
510 - SUPPLIES	0.00	0.00	0.00	4,208.82
790 - MISCELLANEOUS	0.00	0.00	0.00	1,004.43
Total 7900 - OPERATION OF PLANT	0.00	0.00	6,248.74	120,348.29
8100 - MAINTENANCE OF PLANT				
350 - REPAIRS AND MAINTENANCE	0.00	0.00	0.00	3,666.94
510 - SUPPLIES	0.00	0.00	28.12	2,191.40
642 - NON-CAP FURN, FIXT & EQUP	0.00	0.00	0.00	262.05
Total 8100 - MAINTENANCE OF PLANT	0.00	0.00	28.12	6,120.39
9200 - DEBT SERVICE				
720 - INTEREST EXPENSE	0.00	0.00	7,431.31	132,551.78
790 - MISCELLANEOUS	0.00	0.00	10,387.01	98,164.19
Total 9200 - DEBT SERVICE	0.00	0.00	17,818.32	230,715.97
Total Expense	2,167.14	47,141.56	161,603.09	1,307,027.95
Net Ordinary Income	2,511.86	15,773.44	-45,598.00	155,948.87
Other Income/Expense				
Other Income				
OTHER FINANCING SOURCES (USES)				
3720 - LOAN PROCEEDS	0.00	0.00	0.00	23,400.40
Total OTHER FINANCING SOURCES (USES)	0.00	0.00	0.00	23,400.40
Total Other Income	0.00	0.00	0.00	23,400.40
Net Other Income	0.00	0.00	0.00	23,400.40
Income	2,511.86	15,773.44	-45,598.00	179,349.27

NORTH COUNTY CHARTER SCHOOL, INC.
Profit & Loss by Fund
June 2013

	SPECIAL REVENUE FUND		TOTAL	
	Jun 13	Jul '12 - Jun 13	Jun 13	Jul '12 - Jun 13
Ordinary Income/Expense				
Income				
3300 - REVENUE THRU STATE				
3361 - SCHOOL RECOGNITION FUNDS	0.00	0.00	0.00	18,751.00
3397 - CAPITAL OUTLAY	0.00	0.00	4,679.00	62,915.00
Total 3300 - REVENUE THRU STATE	0.00	0.00	4,679.00	81,666.00
3400 - REV FROM LOCAL SOURCES				
3440 - GIFTS, GRANTS & BEQUESTS				
3440.1 - YEARBOOK SALES	0.00	0.00	95.00	2,080.00
3440.2 - FIELD TRIP FUNDS	0.00	0.00	0.00	2,793.00
3440.3 - GIFTS, DONATIONS	0.00	0.00	0.00	77.25
3440.4 - REFUNDS	-390.80	-390.80	-390.80	-390.80
3440.5 - UNIFORMS	0.00	0.00	156.00	7,971.00
3440.6 - BEFORE/AFTER PROGRAM	0.00	0.00	606.00	28,760.00
3440 - GIFTS, GRANTS & BEQUESTS - ...	0.00	0.00	0.00	1,884.57
Total 3440 - GIFTS, GRANTS & BEQUESTS	-390.80	-390.80	467.20	43,175.02
3451 - STUDENT LUNCHES	10,784.16	96,135.13	10,784.16	96,135.13
3495 - RENT INCOME	0.00	0.00	1,075.00	13,750.00
Total 3400 - REV FROM LOCAL SOURCES	10,393.36	95,744.33	12,326.36	153,060.15
IRCSD PASS-THROUGH				
3000 - IRCSD - FUNDING	0.00	0.00	114,072.09	1,386,910.00
Total IRCSD PASS-THROUGH	0.00	0.00	114,072.09	1,386,910.00
Total Income	10,393.36	95,744.33	131,077.45	1,621,636.15
Gross Profit	10,393.36	95,744.33	131,077.45	1,621,636.15
Expense				
5100 BASIC (K-12)				
310 - PROFESSIONAL & TECHNICAL	0.00	0.00	94,728.50	585,170.53
310A - DAY CARE PROF/TECH	0.00	0.00	0.00	11,740.78
320 - INSURANCE & BOND PREMIUM	0.00	0.00	0.00	887.00
330 - TRAVEL	0.00	0.00	1,384.20	2,543.20
390 - OTHER PURCHASED SERVICES	0.00	0.00	0.00	2,185.18
510 - SUPPLIES	0.00	0.00	0.00	17,093.77
510A - DAY CARE SUPPLIES	0.00	0.00	170.30	403.98
510B - UNIFORMS	0.00	0.00	0.00	4,525.35
590 - OTHER MATERIALS AND SUPPL	0.00	0.00	0.00	2,106.25
642 - NON-CAP FURN, FIXT & EQUP	0.00	0.00	0.00	3,732.08
643 - CAP COMPUTER HARDWARE	0.00	0.00	0.00	3,716.25
691 - CAPITALIZED SOFTWARE	0.00	0.00	0.00	799.60
790 - MISCELLANEOUS EXPENSES	0.00	0.00	0.00	2,765.96
790A - DAYCARE MISCELLANEOUS	0.00	0.00	0.00	1,016.80
Total 5100 BASIC (K-12)	0.00	0.00	96,283.00	638,686.73
5200 - EXCEPTIONAL				
310 - PROFESSIONAL & TECHNICAL	0.00	0.00	975.00	7,275.00
Total 5200 - EXCEPTIONAL	0.00	0.00	975.00	7,275.00
6150 - PARENTAL INVOLVEMENT				
510 - SUPPLIES	0.00	0.00	0.00	59.81
Total 6150 - PARENTAL INVOLVEMENT	0.00	0.00	0.00	59.81
6400 - INSTRUCT STAFF TRAINING				
310 - PROFESSIONAL & TECHNICAL	0.00	0.00	0.00	611.00
Total 6400 - INSTRUCT STAFF TRAINING	0.00	0.00	0.00	611.00
7100 - BOARD				
320 - INSURANCE & BOND PREMIUMS	0.00	0.00	0.00	1,656.26
Total 7100 - BOARD	0.00	0.00	0.00	1,656.26
7300 - SCHOOL ADMINISTRATION				
310 - PROFESSIONAL & TECHNICAL	0.00	0.00	13,553.79	171,940.32
320 - INSURANCE & BOND PREMIUMS	0.00	0.00	0.00	4,977.92
330 - TRAVEL	0.00	0.00	0.00	751.74
370 - COMMUNICATIONS	0.00	0.00	200.60	1,637.93
390 - OTHER PURCHASED SERVICES	0.00	0.00	983.44	9,916.57
510 - SUPPLIES	0.00	0.00	477.88	6,931.69
642 - NON-CAP FURN, FIXT & EQUP	0.00	0.00	0.00	843.40
730 - DUES & FEES	0.00	0.00	3.00	1,528.43
790 - MISCELLANEOUS EXPENSES	0.00	0.00	0.00	1,072.94
Total 7300 - SCHOOL ADMINISTRATION	0.00	0.00	15,218.71	199,600.94
7400 - FACILITIES ACQ & CONST				
310 - PROFESSIONAL & TECHNICAL	0.00	0.00	2,167.14	31,951.96
630 - BUILDINGS AND FIXED EQUIP	0.00	0.00	0.00	2,725.00
670 - IMPROVE OTHER THAN BLDG	0.00	0.00	25,031.20	25,031.20
680 - REMODELING & RENOVATIONS	0.00	0.00	0.00	223.40
730-DUES AND FEES	0.00	0.00	0.00	48,621.00
790 - MISCELLANEOUS EXPENSE	0.00	0.00	0.00	924.44
Total 7400 - FACILITIES ACQ & CONST	0.00	0.00	27,198.34	109,477.00

NORTH COUNTY CHARTER SCHOOL, INC.
Profit & Loss by Fund
June 2013

	SPECIAL REVENUE FUND		TOTAL	
	Jun 13	Jul '12 - Jun 13	Jun 13	Jul '12 - Jun 13
7500 - FISCAL SERVICES				
310 - PROFESSIONAL & TECHNICAL	0.00	0.00	0.00	12,280.00
Total 7500 - FISCAL SERVICES	0.00	0.00	0.00	12,280.00
7600 - FOOD SERVICES				
310 - PROFESSIONAL & TECHNICAL	1,948.44	55,646.89	1,948.44	55,646.89
510 - SUPPLIES	39.67	2,725.58	39.67	2,725.58
570 - FOOD	299.60	45,431.02	299.60	45,431.02
641 - CAP, FURN, FIXT	0.00	0.00	0.00	6,283.75
642 - NON-CAP FURN, FIXT & EQUI	0.00	45.95	0.00	45.95
730 - DUES & FEES	0.00	170.00	0.00	170.00
790 - MISCELLANEOUS EXPENSES	0.00	614.59	0.00	614.59
Total 7600 - FOOD SERVICES	2,287.71	104,634.03	2,287.71	110,917.78
7800 - TRANSPORTATION				
360 - RENTALS	0.00	0.00	0.00	21,054.37
Total 7800 - TRANSPORTATION	0.00	0.00	0.00	21,054.37
7900 - OPERATION OF PLANT				
310 - PROFESSIONAL & TECHNICAL	0.00	0.00	2,261.29	39,013.84
320 - INSURANCE & BOND PREMIUMS	0.00	0.00	0.00	20,274.43
350 - REPAIRS AND MAINTENANCE	0.00	0.00	1,398.69	24,516.88
370 - COMMUNICATIONS	0.00	0.00	343.20	4,450.42
380 - UTILITIES	0.00	0.00	2,245.56	25,024.39
390 - OTHER PURCHASED SERVICES	0.00	0.00	0.00	1,855.08
510 - SUPPLIES	0.00	0.00	0.00	4,208.82
790 - MISCELLANEOUS	0.00	0.00	0.00	1,004.43
Total 7900 - OPERATION OF PLANT	0.00	0.00	6,248.74	120,348.29
8100 - MAINTENANCE OF PLANT				
350 - REPAIRS AND MAINTENANCE	0.00	0.00	0.00	3,666.94
510 - SUPPLIES	0.00	0.00	28.12	2,191.40
642 - NON-CAP FURN, FIXT & EQUP	0.00	0.00	0.00	262.05
Total 8100 - MAINTENANCE OF PLANT	0.00	0.00	28.12	6,120.39
9200 - DEBT SERVICE				
720 - INTEREST EXPENSE	0.00	0.00	7,431.31	132,551.78
790 - MISCELLANEOUS	0.00	0.00	10,387.01	98,164.19
Total 9200 - DEBT SERVICE	0.00	0.00	17,818.32	230,715.97
Total Expense	2,287.71	104,634.03	166,057.94	1,458,803.54
Net Ordinary Income	8,105.65	-8,889.70	-34,980.49	162,832.61
Other Income/Expense				
Other Income				
OTHER FINANCING SOURCES (USES)				
3720 - LOAN PROCEEDS	0.00	0.00	0.00	23,400.40
Total OTHER FINANCING SOURCES (USES)	0.00	0.00	0.00	23,400.40
Total Other Income	0.00	0.00	0.00	23,400.40
Net Other Income	0.00	0.00	0.00	23,400.40
Income	8,105.65	-8,889.70	-34,980.49	186,233.01

NORTH COUNTY CHARTER SCHOOL, INC.
Profit & Loss Budget vs. Actual
June 2013

	CAPITAL PROJECTS FUND			
	Jun 13	Budget	$ Over Budget	% of Budget
Ordinary Income/Expense				
Income				
3300 - REVENUE THRU STATE				
3397 - CAPITAL OUTLAY	4,679.00	5,945.83	-1,266.83	78.7%
Total 3300 - REVENUE THRU STATE	4,679.00	5,945.83	-1,266.83	78.7%
3400 - REV FROM LOCAL SOURCES				
3440 - GIFTS, GRANTS & BEQUESTS				
3440.1 - YEARBOOK SALES	0.00			
3440.2 - FIELD TRIP FUNDS	0.00			
3440.3 - GIFTS, DONATIONS	0.00			
3440.4 - REFUNDS	0.00			
3440.5 - UNIFORMS	0.00			
3440.6 - BEFORE/AFTER PROGRAM	0.00			
Total 3440 - GIFTS, GRANTS & BEQUESTS	0.00			
3451 - STUDENT LUNCHES	0.00			
3495 - RENT INCOME	0.00			
Total 3400 - REV FROM LOCAL SOURCES	0.00			
IRCSD PASS-THROUGH				
3000 - IRCSD - FUNDING	0.00			
Total IRCSD PASS-THROUGH	0.00			
Total Income	4,679.00	5,945.83	-1,266.83	78.7%
Gross Profit	4,679.00	5,945.83	-1,266.83	78.7%
Expense				
5100 BASIC (K-12)				
310 - PROFESSIONAL & TECHNICAL	0.00			
310A - DAY CARE PROF/TECH	0.00			
330 - TRAVEL	0.00			
390 - OTHER PURCHASED SERVICES	0.00			
510 - SUPPLIES	0.00			
510A - DAY CARE SUPPLIES	0.00			
642 - NON-CAP FURN, FIXT & EQUP	0.00			
643 - CAP COMPUTER HARDWARE	0.00	310.42	-310.42	0.0%
691 - CAPITALIZED SOFTWARE	0.00	66.67	-66.67	0.0%
692 - NONCAPITALIZED SOFTWARE	0.00			
790 - MISCELLANEOUS EXPENSES	0.00			
790A - DAYCARE MISCELLANEOUS	0.00			
Total 5100 BASIC (K-12)	0.00	377.09	-377.09	0.0%
5200 - EXCEPTIONAL				
310 - PROFESSIONAL & TECHNICAL	0.00			
Total 5200 - EXCEPTIONAL	0.00			
6150 - PARENTAL INVOLVEMENT				
510 - SUPPLIES	0.00			
Total 6150 - PARENTAL INVOLVEMENT	0.00			
6400 - INSTRUCT STAFF TRAINING				
310 - PROFESSIONAL & TECHNICAL	0.00			
790 - MISCELLANEOUS EXPENSES	0.00			
Total 6400 - INSTRUCT STAFF TRAINING	0.00			
7100 - BOARD				
330 - TRAVEL	0.00			
Total 7100 - BOARD	0.00			

NORTH COUNTY CHARTER SCHOOL, INC.
Profit & Loss Budget vs. Actual
June 2013

	CAPITAL PROJECTS FUND			
	Jun 13	Budget	$ Over Budget	% of Budget
7300 - SCHOOL ADMINISTRATION				
310 - PROFESSIONAL & TECHNICAL	0.00			
330 - TRAVEL	0.00			
370 - COMMUNICATIONS	0.00			
390 - OTHER PURCHASED SERVICES	0.00			
510 - SUPPLIES	0.00			
642 - NON-CAP FURN, FIXT & EQUP	0.00			
700 - OTHER EXPENSES	0.00			
730 - DUES & FEES	0.00			
790 - MISCELLANEOUS EXPENSES	0.00			
Total 7300 - SCHOOL ADMINISTRATION	0.00			
7400 - FACILITIES ACQ & CONST				
310 - PROFESSIONAL & TECHNICAL	2,167.14	2,916.67	-749.53	74.3%
630 - BUILDINGS AND FIXED EQUIP	0.00	183.33	-183.33	0.0%
670 - IMPROVE OTHER THAN BLDG	0.00			
680 - REMODELING & RENOVATIONS	0.00			
730-DUES AND FEES	0.00			
790 - MISCELLANEOUS EXPENSE	0.00			
Total 7400 - FACILITIES ACQ & CONST	2,167.14	3,100.00	-932.86	69.9%
7500 - FISCAL SERVICES				
310 - PROFESSIONAL & TECHNICAL	0.00			
Total 7500 - FISCAL SERVICES	0.00			
7600 - FOOD SERVICES				
310 - PROFESSIONAL & TECHNICAL	0.00			
510 - SUPPLIES	0.00			
570 - FOOD	0.00			
641 - CAP, FURN, FIXT	0.00	523.67	-523.67	0.0%
730 - DUES & FEES	0.00			
790 - MISCELLANEOUS EXPENSES	0.00			
Total 7600 - FOOD SERVICES	0.00	523.67	-523.67	0.0%
7800 - TRANSPORTATION				
360 - RENTALS	0.00			
Total 7800 - TRANSPORTATION	0.00			
7900 - OPERATION OF PLANT				
310 - PROFESSIONAL & TECHNICAL	0.00			
350 - REPAIRS AND MAINTENANCE	0.00			
370 - COMMUNICATIONS	0.00			
380 - UTILITIES	0.00			
390 - OTHER PURCHASED SERVICES	0.00			
510 - SUPPLIES	0.00			
790 - MISCELLANEOUS	0.00			
Total 7900 - OPERATION OF PLANT	0.00			
8100 - MAINTENANCE OF PLANT				
350 - REPAIRS AND MAINTENANCE	0.00			
510 - SUPPLIES	0.00			
642 - NON-CAP FURN, FIXT & EQUP	0.00			
Total 8100 - MAINTENANCE OF PLANT	0.00			

NORTH COUNTY CHARTER SCHOOL, INC.
Profit & Loss Budget vs. Actual
June 2013

	CAPITAL PROJECTS FUND			
	Jun 13	Budget	$ Over Budget	% of Budget
9200 - DEBT SERVICE				
720 - INTEREST EXPENSE	0.00	1,945.08	-1,945.08	0.0%
790 - MISCELLANEOUS	0.00			
Total 9200 - DEBT SERVICE	0.00	1,945.08	-1,945.08	0.0%
Total Expense	2,167.14	5,945.84	-3,778.70	36.4%
Net Ordinary Income	2,511.86	-0.01	2,511.87	-25,118,600.0%
t Income	2,511.86	-0.01	2,511.87	-25,118,600.0%

NORTH COUNTY CHARTER SCHOOL, INC.
Profit & Loss Budget vs. Actual
June 2013

	GENERAL FUND			
	Jun 13	Budget	$ Over Budget	% of Budget
Ordinary Income/Expense				
Income				
3300 - REVENUE THRU STATE				
3397 - CAPITAL OUTLAY	0.00			
Total 3300 - REVENUE THRU STATE	0.00			
3400 - REV FROM LOCAL SOURCES				
3440 - GIFTS, GRANTS & BEQUESTS				
3440.1 - YEARBOOK SALES	96.00			
3440.2 - FIELD TRIP FUNDS	0.00	208.33	-208.33	0.0%
3440.3 - GIFTS, DONATIONS	0.00	8.33	-8.33	0.0%
3440.4 - REFUNDS	0.00			
3440.5 - UNIFORMS	156.00			
3440.6 - BEFORE/AFTER PROGRAM	606.00	2,416.67	-1,810.67	25.1%
Total 3440 - GIFTS, GRANTS & BEQUESTS	858.00	2,633.33	-1,775.33	32.6%
3451 - STUDENT LUNCHES	0.00			
3495 - RENT INCOME	1,075.00	1,041.67	33.33	103.2%
Total 3400 - REV FROM LOCAL SOURCES	1,933.00	3,675.00	-1,742.00	52.6%
IRCSD PASS-THROUGH				
3000 - IRCSD - FUNDING	114,072.09	115,411.75	-1,339.66	98.8%
Total IRCSD PASS-THROUGH	114,072.09	115,411.75	-1,339.66	98.8%
Total Income	116,005.09	119,086.75	-3,081.66	97.4%
Gross Profit	116,005.09	119,086.75	-3,081.66	97.4%
Expense				
5100 BASIC (K-12)				
310 - PROFESSIONAL & TECHNICAL	94,728.50	47,083.33	47,645.17	201.2%
310A - DAY CARE PROF/TECH	0.00	1,158.33	-1,158.33	0.0%
330 - TRAVEL	1,384.20	250.00	1,134.20	553.7%
390 - OTHER PURCHASED SERVICES	0.00	291.67	-291.67	0.0%
510 - SUPPLIES	0.00	1,500.00	-1,500.00	0.0%
510A - DAY CARE SUPPLIES	170.30	62.50	107.80	272.5%
642 - NON-CAP FURN, FIXT & EQUP	0.00	333.33	-333.33	0.0%
643 - CAP COMPUTER HARDWARE	0.00			
691 - CAPITALIZED SOFTWARE	0.00			
692 - NONCAPITALIZED SOFTWARE	0.00	41.67	-41.67	0.0%
790 - MISCELLANEOUS EXPENSES	0.00	41.67	-41.67	0.0%
790A - DAYCARE MISCELLANEOUS	0.00	54.17	-54.17	0.0%
Total 5100 BASIC (K-12)	96,283.00	50,816.67	45,466.33	189.5%
5200 - EXCEPTIONAL				
310 - PROFESSIONAL & TECHNICAL	975.00	625.00	350.00	156.0%
Total 5200 - EXCEPTIONAL	975.00	625.00	350.00	156.0%
6150 - PARENTAL INVOLVEMENT				
510 - SUPPLIES	0.00	83.33	-83.33	0.0%
Total 6150 - PARENTAL INVOLVEMENT	0.00	83.33	-83.33	0.0%
6400 - INSTRUCT STAFF TRAINING				
310 - PROFESSIONAL & TECHNICAL	0.00	41.67	-41.67	0.0%
790 - MISCELLANEOUS EXPENSES	0.00	25.00	-25.00	0.0%
Total 6400 - INSTRUCT STAFF TRAINING	0.00	66.67	-66.67	0.0%
7100 - BOARD				
330 - TRAVEL	0.00	83.33	-83.33	0.0%
Total 7100 - BOARD	0.00	83.33	-83.33	0.0%

NORTH COUNTY CHARTER SCHOOL, INC.
Profit & Loss Budget vs. Actual
June 2013

	GENERAL FUND			
	Jun 13	Budget	$ Over Budget	% of Budget
7300 - SCHOOL ADMINISTRATION				
310 - PROFESSIONAL & TECHNICAL	13,553.79	13,395.83	157.96	101.2%
330 - TRAVEL	0.00	41.67	-41.67	0.0%
370 - COMMUNICATIONS	200.60	47.92	152.68	418.6%
390 - OTHER PURCHASED SERVICES	983.44	575.00	408.44	171.0%
510 - SUPPLIES	477.88	541.67	-63.79	88.2%
642 - NON-CAP FURN, FIXT & EQUP	0.00	70.83	-70.83	0.0%
700 - OTHER EXPENSES	0.00	4.17	-4.17	0.0%
730 - DUES & FEES	3.00	125.00	-122.00	2.4%
790 - MISCELLANEOUS EXPENSES	0.00	83.33	-83.33	0.0%
Total 7300 - SCHOOL ADMINISTRATION	15,218.71	14,885.42	333.29	102.2%
7400 - FACILITIES ACQ & CONST				
310 - PROFESSIONAL & TECHNICAL	0.00	41.67	-41.67	0.0%
630 - BUILDINGS AND FIXED EQUIP	0.00			
670 - IMPROVE OTHER THAN BLDG	25,031.20			
680 - REMODELING & RENOVATIONS	0.00	83.33	-83.33	0.0%
730-DUES AND FEES	0.00	416.67	-416.67	0.0%
790 - MISCELLANEOUS EXPENSE	0.00	8.33	-8.33	0.0%
Total 7400 - FACILITIES ACQ & CONST	25,031.20	550.00	24,481.20	4,551.1%
7500 - FISCAL SERVICES				
310 - PROFESSIONAL & TECHNICAL	0.00	316.67	-316.67	0.0%
Total 7500 - FISCAL SERVICES	0.00	316.67	-316.67	0.0%
7600 - FOOD SERVICES				
310 - PROFESSIONAL & TECHNICAL	0.00			
510 - SUPPLIES	0.00			
570 - FOOD	0.00			
641 - CAP, FURN, FIXT	0.00			
730 - DUES & FEES	0.00			
790 - MISCELLANEOUS EXPENSES	0.00			
Total 7600 - FOOD SERVICES	0.00			
7800 - TRANSPORTATION				
360 - RENTALS	0.00	1,754.58	-1,754.58	0.0%
Total 7800 - TRANSPORTATION	0.00	1,754.58	-1,754.58	0.0%
7900 - OPERATION OF PLANT				
310 - PROFESSIONAL & TECHNICAL	2,261.29	3,250.00	-988.71	69.6%
350 - REPAIRS AND MAINTENANCE	1,398.69	1,833.33	-434.64	76.3%
370 - COMMUNICATIONS	343.20	300.00	43.20	114.4%
380 - UTILITIES	2,245.56	1,908.33	337.23	117.7%
390 - OTHER PURCHASED SERVICES	0.00	41.67	-41.67	0.0%
510 - SUPPLIES	0.00	358.33	-358.33	0.0%
790 - MISCELLANEOUS	0.00	8.33	-8.33	0.0%
Total 7900 - OPERATION OF PLANT	6,248.74	7,699.99	-1,451.25	81.2%
8100 - MAINTENANCE OF PLANT				
350 - REPAIRS AND MAINTENANCE	0.00	333.33	-333.33	0.0%
510 - SUPPLIES	28.12	180.42	-152.30	15.6%
642 - NON-CAP FURN, FIXT & EQUP	0.00	41.67	-41.67	0.0%
Total 8100 - MAINTENANCE OF PLANT	28.12	555.42	-527.30	5.1%

NORTH COUNTY CHARTER SCHOOL, INC.
Profit & Loss Budget vs. Actual
June 2013

	GENERAL FUND			
	Jun 13	Budget	$ Over Budget	% of Budget
9200 - DEBT SERVICE				
720 - INTEREST EXPENSE	7,431.31	9,138.25	-1,706.94	81.3%
790 - MISCELLANEOUS	10,387.01	8,133.33	2,253.68	127.7%
Total 9200 - DEBT SERVICE	17,818.32	17,271.58	546.74	103.2%
Total Expense	161,603.09	94,708.66	66,894.43	170.6%
Net Ordinary Income	-45,598.00	24,378.09	-69,976.09	-187.0%
t Income	**-45,598.00**	**24,378.09**	**-69,976.09**	**-187.0%**

NORTH COUNTY CHARTER SCHOOL, INC.
Profit & Loss Budget vs. Actual
June 2013

	SPECIAL REVENUE FUND			
	Jun 13	Budget	$ Over Budget	% of Budget
Ordinary Income/Expense				
Income				
3300 - REVENUE THRU STATE				
3397 - CAPITAL OUTLAY	0.00			
Total 3300 - REVENUE THRU STATE	0.00			
3400 - REV FROM LOCAL SOURCES				
3440 - GIFTS, GRANTS & BEQUESTS				
3440.1 - YEARBOOK SALES	0.00			
3440.2 - FIELD TRIP FUNDS	0.00			
3440.3 - GIFTS, DONATIONS	0.00			
3440.4 - REFUNDS	-390.80			
3440.5 - UNIFORMS	0.00			
3440.6 - BEFORE/AFTER PROGRAM	0.00			
Total 3440 - GIFTS, GRANTS & BEQUESTS	-390.80			
3451 - STUDENT LUNCHES	10,784.16	7,583.33	3,200.83	142.2%
3495 - RENT INCOME	0.00			
Total 3400 - REV FROM LOCAL SOURCES	10,393.36	7,583.33	2,810.03	137.1%
IRCSD PASS-THROUGH				
3000 - IRCSD - FUNDING	0.00			
Total IRCSD PASS-THROUGH	0.00			
Total Income	10,393.36	7,583.33	2,810.03	137.1%
Gross Profit	10,393.36	7,583.33	2,810.03	137.1%
Expense				
5100 BASIC (K-12)				
310 - PROFESSIONAL & TECHNICAL	0.00			
310A - DAY CARE PROF/TECH	0.00			
330 - TRAVEL	0.00			
390 - OTHER PURCHASED SERVICES	0.00			
510 - SUPPLIES	0.00			
510A - DAY CARE SUPPLIES	0.00			
642 - NON-CAP FURN, FIXT & EQUP	0.00			
643 - CAP COMPUTER HARDWARE	0.00			
691 - CAPITALIZED SOFTWARE	0.00			
692 - NONCAPITALIZED SOFTWARE	0.00			
790 - MISCELLANEOUS EXPENSES	0.00			
790A - DAYCARE MISCELLANEOUS	0.00			
Total 5100 BASIC (K-12)	0.00			
5200 - EXCEPTIONAL				
310 - PROFESSIONAL & TECHNICAL	0.00			
Total 5200 - EXCEPTIONAL	0.00			
6150 - PARENTAL INVOLVEMENT				
510 - SUPPLIES	0.00			
Total 6150 - PARENTAL INVOLVEMENT	0.00			
6400 - INSTRUCT STAFF TRAINING				
310 - PROFESSIONAL & TECHNICAL	0.00			
790 - MISCELLANEOUS EXPENSES	0.00			
Total 6400 - INSTRUCT STAFF TRAINING	0.00			
7100 - BOARD				
330 - TRAVEL	0.00			
Total 7100 - BOARD	0.00			

NORTH COUNTY CHARTER SCHOOL, INC.
Profit & Loss Budget vs. Actual
June 2013

	SPECIAL REVENUE FUND			
	Jun 13	Budget	$ Over Budget	% of Budget
7300 - SCHOOL ADMINISTRATION				
310 - PROFESSIONAL & TECHNICAL	0.00			
330 - TRAVEL	0.00			
370 - COMMUNICATIONS	0.00			
390 - OTHER PURCHASED SERVICES	0.00			
510 - SUPPLIES	0.00			
642 - NON-CAP FURN, FIXT & EQUP	0.00			
700 - OTHER EXPENSES	0.00			
730 - DUES & FEES	0.00			
790 - MISCELLANEOUS EXPENSES	0.00			
Total 7300 - SCHOOL ADMINISTRATION	0.00			
7400 - FACILITIES ACQ & CONST				
310 - PROFESSIONAL & TECHNICAL	0.00			
630 - BUILDINGS AND FIXED EQUIP	0.00			
670 - IMPROVE OTHER THAN BLDG	0.00			
680 - REMODELING & RENOVATIONS	0.00			
730-DUES AND FEES	0.00			
790 - MISCELLANEOUS EXPENSE	0.00			
Total 7400 - FACILITIES ACQ & CONST	0.00			
7500 - FISCAL SERVICES				
310 - PROFESSIONAL & TECHNICAL	0.00			
Total 7500 - FISCAL SERVICES	0.00			
7600 - FOOD SERVICES				
310 - PROFESSIONAL & TECHNICAL	1,948.44	4,375.00	-2,426.56	44.5%
510 - SUPPLIES	39.67	275.00	-235.33	14.4%
570 - FOOD	299.60	3,666.67	-3,367.07	8.2%
641 - CAP, FURN, FIXT	0.00			
730 - DUES & FEES	0.00	16.67	-16.67	0.0%
790 - MISCELLANEOUS EXPENSES	0.00	41.67	-41.67	0.0%
Total 7600 - FOOD SERVICES	2,287.71	8,375.01	-6,087.30	27.3%
7800 - TRANSPORTATION				
360 - RENTALS	0.00			
Total 7800 - TRANSPORTATION	0.00			
7900 - OPERATION OF PLANT				
310 - PROFESSIONAL & TECHNICAL	0.00			
350 - REPAIRS AND MAINTENANCE	0.00			
370 - COMMUNICATIONS	0.00			
380 - UTILITIES	0.00			
390 - OTHER PURCHASED SERVICES	0.00			
510 - SUPPLIES	0.00			
790 - MISCELLANEOUS	0.00			
Total 7900 - OPERATION OF PLANT	0.00			
8100 - MAINTENANCE OF PLANT				
350 - REPAIRS AND MAINTENANCE	0.00			
510 - SUPPLIES	0.00			
642 - NON-CAP FURN, FIXT & EQUP	0.00			
Total 8100 - MAINTENANCE OF PLANT	0.00			

NORTH COUNTY CHARTER SCHOOL, INC.
Profit & Loss Budget vs. Actual
June 2013

	SPECIAL REVENUE FUND			
	Jun 13	Budget	$ Over Budget	% of Budget
9200 - DEBT SERVICE				
720 - INTEREST EXPENSE	0.00			
790 - MISCELLANEOUS	0.00			
Total 9200 - DEBT SERVICE	0.00			
Total Expense	2,287.71	8,375.01	-6,087.30	27.3%
Net Ordinary Income	8,105.65	-791.68	8,897.33	-1,023.9%
t Income	8,105.65	-791.68	8,897.33	-1,023.9%

NORTH COUNTY CHARTER SCHOOL, INC.
Profit & Loss Budget vs. Actual
June 2013

	TOTAL			
	Jun 13	Budget	$ Over Budget	% of Budget
Ordinary Income/Expense				
Income				
3300 - REVENUE THRU STATE				
3397 - CAPITAL OUTLAY	4,679.00	5,945.83	-1,266.83	78.7%
Total 3300 - REVENUE THRU STATE	4,679.00	5,945.83	-1,266.83	78.7%
3400 - REV FROM LOCAL SOURCES				
3440 - GIFTS, GRANTS & BEQUESTS				
3440.1 - YEARBOOK SALES	96.00	0.00	96.00	100.0%
3440.2 - FIELD TRIP FUNDS	0.00	208.33	-208.33	0.0%
3440.3 - GIFTS, DONATIONS	0.00	8.33	-8.33	0.0%
3440.4 - REFUNDS	-390.80	0.00	-390.80	100.0%
3440.5 - UNIFORMS	156.00	0.00	156.00	100.0%
3440.6 - BEFORE/AFTER PROGRAM	606.00	2,416.67	-1,810.67	25.1%
Total 3440 - GIFTS, GRANTS & BEQUESTS	467.20	2,633.33	-2,166.13	17.7%
3451 - STUDENT LUNCHES	10,784.16	7,583.33	3,200.83	142.2%
3495 - RENT INCOME	1,075.00	1,041.67	33.33	103.2%
Total 3400 - REV FROM LOCAL SOURCES	12,326.36	11,258.33	1,068.03	109.5%
IRCSD PASS-THROUGH				
3000 - IRCSD - FUNDING	114,072.09	115,411.75	-1,339.66	98.8%
Total IRCSD PASS-THROUGH	114,072.09	115,411.75	-1,339.66	98.8%
Total Income	131,077.45	132,615.91	-1,538.46	98.8%
Gross Profit	131,077.45	132,615.91	-1,538.46	98.8%
Expense				
5100 BASIC (K-12)				
310 - PROFESSIONAL & TECHNICAL	94,728.50	47,083.33	47,645.17	201.2%
310A - DAY CARE PROF/TECH	0.00	1,158.33	-1,158.33	0.0%
330 - TRAVEL	1,384.20	250.00	1,134.20	553.7%
390 - OTHER PURCHASED SERVICES	0.00	291.67	-291.67	0.0%
510 - SUPPLIES	0.00	1,500.00	-1,500.00	0.0%
510A - DAY CARE SUPPLIES	170.30	62.50	107.80	272.5%
642 - NON-CAP FURN, FIXT & EQUP	0.00	333.33	-333.33	0.0%
643 - CAP COMPUTER HARDWARE	0.00	310.42	-310.42	0.0%
691 - CAPITALIZED SOFTWARE	0.00	66.67	-66.67	0.0%
692 - NONCAPITALIZED SOFTWARE	0.00	41.67	-41.67	0.0%
790 - MISCELLANEOUS EXPENSES	0.00	41.67	-41.67	0.0%
790A - DAYCARE MISCELLANEOUS	0.00	54.17	-54.17	0.0%
Total 5100 BASIC (K-12)	96,283.00	51,193.76	45,089.24	188.1%
5200 - EXCEPTIONAL				
310 - PROFESSIONAL & TECHNICAL	975.00	625.00	350.00	156.0%
Total 5200 - EXCEPTIONAL	975.00	625.00	350.00	156.0%
6150 - PARENTAL INVOLVEMENT				
510 - SUPPLIES	0.00	83.33	-83.33	0.0%
Total 6150 - PARENTAL INVOLVEMENT	0.00	83.33	-83.33	0.0%
6400 - INSTRUCT STAFF TRAINING				
310 - PROFESSIONAL & TECHNICAL	0.00	41.67	-41.67	0.0%
790 - MISCELLANEOUS EXPENSES	0.00	25.00	-25.00	0.0%
Total 6400 - INSTRUCT STAFF TRAINING	0.00	66.67	-66.67	0.0%
7100 - BOARD				
330 - TRAVEL	0.00	83.33	-83.33	0.0%
Total 7100 - BOARD	0.00	83.33	-83.33	0.0%

NORTH COUNTY CHARTER SCHOOL, INC.
Profit & Loss Budget vs. Actual
June 2013

	TOTAL			
	Jun 13	Budget	$ Over Budget	% of Budget
7300 - SCHOOL ADMINISTRATION				
310 - PROFESSIONAL & TECHNICAL	13,553.79	13,395.83	157.96	101.2%
330 - TRAVEL	0.00	41.67	-41.67	0.0%
370 - COMMUNICATIONS	200.60	47.92	152.68	418.6%
390 - OTHER PURCHASED SERVICES	983.44	575.00	408.44	171.0%
510 - SUPPLIES	477.88	541.67	-63.79	88.2%
642 - NON-CAP FURN, FIXT & EQUP	0.00	70.83	-70.83	0.0%
700 - OTHER EXPENSES	0.00	4.17	-4.17	0.0%
730 - DUES & FEES	3.00	125.00	-122.00	2.4%
790 - MISCELLANEOUS EXPENSES	0.00	83.33	-83.33	0.0%
Total 7300 - SCHOOL ADMINISTRATION	15,218.71	14,885.42	333.29	102.2%
7400 - FACILITIES ACQ & CONST				
310 - PROFESSIONAL & TECHNICAL	2,167.14	2,958.34	-791.20	73.3%
630 - BUILDINGS AND FIXED EQUIP	0.00	183.33	-183.33	0.0%
670 - IMPROVE OTHER THAN BLDG	25,031.20	0.00	25,031.20	100.0%
680 - REMODELING & RENOVATIONS	0.00	83.33	-83.33	0.0%
730-DUES AND FEES	0.00	416.67	-416.67	0.0%
790 - MISCELLANEOUS EXPENSE	0.00	8.33	-8.33	0.0%
Total 7400 - FACILITIES ACQ & CONST	27,198.34	3,650.00	23,548.34	745.2%
7500 - FISCAL SERVICES				
310 - PROFESSIONAL & TECHNICAL	0.00	316.67	-316.67	0.0%
Total 7500 - FISCAL SERVICES	0.00	316.67	-316.67	0.0%
7600 - FOOD SERVICES				
310 - PROFESSIONAL & TECHNICAL	1,948.44	4,375.00	-2,426.56	44.5%
510 - SUPPLIES	39.67	275.00	-235.33	14.4%
570 - FOOD	299.60	3,666.67	-3,367.07	8.2%
641 - CAP, FURN, FIXT	0.00	523.67	-523.67	0.0%
730 - DUES & FEES	0.00	16.67	-16.67	0.0%
790 - MISCELLANEOUS EXPENSES	0.00	41.67	-41.67	0.0%
Total 7600 - FOOD SERVICES	2,287.71	8,898.68	-6,610.97	25.7%
7800 - TRANSPORTATION				
360 - RENTALS	0.00	1,754.58	-1,754.58	0.0%
Total 7800 - TRANSPORTATION	0.00	1,754.58	-1,754.58	0.0%
7900 - OPERATION OF PLANT				
310 - PROFESSIONAL & TECHNICAL	2,261.29	3,250.00	-988.71	69.6%
350 - REPAIRS AND MAINTENANCE	1,398.69	1,833.33	-434.64	76.3%
370 - COMMUNICATIONS	343.20	300.00	43.20	114.4%
380 - UTILITIES	2,245.56	1,908.33	337.23	117.7%
390 - OTHER PURCHASED SERVICES	0.00	41.67	-41.67	0.0%
510 - SUPPLIES	0.00	358.33	-358.33	0.0%
790 - MISCELLANEOUS	0.00	8.33	-8.33	0.0%
Total 7900 - OPERATION OF PLANT	6,248.74	7,699.99	-1,451.25	81.2%
8100 - MAINTENANCE OF PLANT				
350 - REPAIRS AND MAINTENANCE	0.00	333.33	-333.33	0.0%
510 - SUPPLIES	28.12	180.42	-152.30	15.6%
642 - NON-CAP FURN, FIXT & EQUP	0.00	41.67	-41.67	0.0%
Total 8100 - MAINTENANCE OF PLANT	28.12	555.42	-527.30	5.1%

NORTH COUNTY CHARTER SCHOOL, INC.
Profit & Loss Budget vs. Actual
June 2013

	TOTAL			
	Jun 13	Budget	$ Over Budget	% of Budget
9200 - DEBT SERVICE				
720 - INTEREST EXPENSE	7,431.31	11,083.33	-3,652.02	67.0%
790 - MISCELLANEOUS	10,387.01	8,133.33	2,253.68	127.7%
Total 9200 - DEBT SERVICE	17,818.32	19,216.66	-1,398.34	92.7%
Total Expense	166,057.94	109,029.51	57,028.43	152.3%
Net Ordinary Income	-34,980.49	23,586.40	-58,566.89	-148.3%
t Income	-34,980.49	23,586.40	-58,566.89	-148.3%

NORTH COUNTY CHARTER SCHOOL, INC.
Profit & Loss Budget vs. Actual
July 2012 through June 2013

	CAPITAL PROJECTS FUND			
	Jul '12 - Jun 13	Budget	$ Over Budget	% of Budget
Ordinary Income/Expense				
Income				
3300 - REVENUE THRU STATE				
3361 - SCHOOL RECOGNITION FUNDS	0.00			
3397 - CAPITAL OUTLAY	62,915.00	71,350.00	-8,435.00	88.2%
Total 3300 - REVENUE THRU STATE	62,915.00	71,350.00	-8,435.00	88.2%
3400 - REV FROM LOCAL SOURCES				
3440 - GIFTS, GRANTS & BEQUESTS				
3440.1 - YEARBOOK SALES	0.00			
3440.2 - FIELD TRIP FUNDS	0.00			
3440.3 - GIFTS, DONATIONS	0.00			
3440.4 - REFUNDS	0.00			
3440.5 - UNIFORMS	0.00			
3440.6 - BEFORE/AFTER PROGRAM	0.00			
3440 - GIFTS, GRANTS & BEQUESTS - Other	0.00			
Total 3440 - GIFTS, GRANTS & BEQUESTS	0.00			
3451 - STUDENT LUNCHES	0.00			
3495 - RENT INCOME	0.00			
Total 3400 - REV FROM LOCAL SOURCES	0.00			
IRCSD PASS-THROUGH				
3000 - IRCSD - FUNDING	0.00			
Total IRCSD PASS-THROUGH	0.00			
Total Income	62,915.00	71,350.00	-8,435.00	88.2%
Gross Profit	62,915.00	71,350.00	-8,435.00	88.2%
Expense				
5100 BASIC (K-12)				
310 - PROFESSIONAL & TECHNICAL	0.00			
310A - DAY CARE PROF/TECH	0.00			
320 - INSURANCE & BOND PREMIUM	0.00			
330 - TRAVEL	0.00			
390 - OTHER PURCHASED SERVICES	0.00			
510 - SUPPLIES	0.00			
510A - DAY CARE SUPPLIES	0.00			
510B - UNIFORMS	0.00			
590 - OTHER MATERIALS AND SUPPL	0.00			
642 - NON-CAP FURN, FIXT & EQUP	0.00			
643 - CAP COMPUTER HARDWARE	3,716.25	3,725.00	-8.75	99.8%
691 - CAPITALIZED SOFTWARE	799.60	800.00	-0.40	100.0%
692 - NONCAPITALIZED SOFTWARE	0.00			
790 - MISCELLANEOUS EXPENSES	0.00			
790A - DAYCARE MISCELLANEOUS	0.00			
Total 5100 BASIC (K-12)	4,515.85	4,525.00	-9.15	99.8%
5200 - EXCEPTIONAL				
310 - PROFESSIONAL & TECHNICAL	0.00			
Total 5200 - EXCEPTIONAL	0.00			
6150 - PARENTAL INVOLVEMENT				
510 - SUPPLIES	0.00			
Total 6150 - PARENTAL INVOLVEMENT	0.00			
6400 - INSTRUCT STAFF TRAINING				
310 - PROFESSIONAL & TECHNICAL	0.00			
790 - MISCELLANEOUS EXPENSES	0.00			
Total 6400 - INSTRUCT STAFF TRAINING	0.00			

NORTH COUNTY CHARTER SCHOOL, INC.
Profit & Loss Budget vs. Actual
July 2012 through June 2013

	CAPITAL PROJECTS FUND			
	Jul '12 - Jun 13	Budget	$ Over Budget	% of Budget
7100 - BOARD				
320 - INSURANCE & BOND PREMIUMS	0.00			
330 - TRAVEL	0.00			
Total 7100 - BOARD	0.00			
7300 - SCHOOL ADMINISTRATION				
310 - PROFESSIONAL & TECHNICAL	0.00			
320 - INSURANCE & BOND PREMIUMS	0.00			
330 - TRAVEL	0.00			
370 - COMMUNICATIONS	0.00			
390 - OTHER PURCHASED SERVICES	0.00			
510 - SUPPLIES	0.00			
642 - NON-CAP FURN, FIXT & EQUP	0.00			
700 - OTHER EXPENSES	0.00			
730 - DUES & FEES	0.00			
790 - MISCELLANEOUS EXPENSES	0.00			
Total 7300 - SCHOOL ADMINISTRATION	0.00			
7400 - FACILITIES ACQ & CONST				
310 - PROFESSIONAL & TECHNICAL	29,551.96	35,000.00	-5,448.04	84.4%
630 - BUILDINGS AND FIXED EQUIP	2,725.00	2,200.00	525.00	123.9%
670 - IMPROVE OTHER THAN BLDG	0.00			
680 - REMODELING & RENOVATIONS	0.00			
730-DUES AND FEES	4,065.00			
790 - MISCELLANEOUS EXPENSE	0.00			
Total 7400 - FACILITIES ACQ & CONST	36,341.96	37,200.00	-858.04	97.7%
7500 - FISCAL SERVICES				
310 - PROFESSIONAL & TECHNICAL	0.00			
Total 7500 - FISCAL SERVICES	0.00			
7600 - FOOD SERVICES				
310 - PROFESSIONAL & TECHNICAL	0.00			
510 - SUPPLIES	0.00			
570 - FOOD	0.00			
641 - CAP, FURN, FIXT	6,283.75	6,284.00	-0.25	100.0%
642 - NON-CAP FURN, FIXT & EQUI	0.00			
730 - DUES & FEES	0.00			
790 - MISCELLANEOUS EXPENSES	0.00			
Total 7600 - FOOD SERVICES	6,283.75	6,284.00	-0.25	100.0%
7800 - TRANSPORTATION				
360 - RENTALS	0.00			
Total 7800 - TRANSPORTATION	0.00			
7900 - OPERATION OF PLANT				
310 - PROFESSIONAL & TECHNICAL	0.00			
320 - INSURANCE & BOND PREMIUMS	0.00			
350 - REPAIRS AND MAINTENANCE	0.00			
370 - COMMUNICATIONS	0.00			
380 - UTILITIES	0.00			
390 - OTHER PURCHASED SERVICES	0.00			
510 - SUPPLIES	0.00			
790 - MISCELLANEOUS	0.00			
Total 7900 - OPERATION OF PLANT	0.00			
8100 - MAINTENANCE OF PLANT				
350 - REPAIRS AND MAINTENANCE	0.00			
510 - SUPPLIES	0.00			
642 - NON-CAP FURN, FIXT & EQUP	0.00			
Total 8100 - MAINTENANCE OF PLANT	0.00			

NORTH COUNTY CHARTER SCHOOL, INC.
Profit & Loss Budget vs. Actual
July 2012 through June 2013

	CAPITAL PROJECTS FUND			
	Jul '12 - Jun 13	Budget	$ Over Budget	% of Budget
9200 - DEBT SERVICE				
720 - INTEREST EXPENSE	0.00	23,341.00	-23,341.00	0.0%
790 - MISCELLANEOUS	0.00			
Total 9200 - DEBT SERVICE	0.00	23,341.00	-23,341.00	0.0%
Total Expense	47,141.56	71,350.00	-24,208.44	66.1%
Net Ordinary Income	15,773.44	0.00	15,773.44	100.0%
Other Income/Expense				
Other Income				
OTHER FINANCING SOURCES (USES)				
3720 - LOAN PROCEEDS	0.00			
Total OTHER FINANCING SOURCES (USES)	0.00			
Total Other Income	0.00			
Net Other Income	0.00			
t Income	15,773.44	0.00	15,773.44	100.0%

NORTH COUNTY CHARTER SCHOOL, INC.
Profit & Loss Budget vs. Actual
July 2012 through June 2013

	GENERAL FUND			
	Jul '12 - Jun 13	Budget	$ Over Budget	% of Budget
Ordinary Income/Expense				
Income				
3300 - REVENUE THRU STATE				
3361 - SCHOOL RECOGNITION FUNDS	18,751.00	18,751.00	0.00	100.0%
3397 - CAPITAL OUTLAY	0.00			
Total 3300 - REVENUE THRU STATE	18,751.00	18,751.00	0.00	100.0%
3400 - REV FROM LOCAL SOURCES				
3440 - GIFTS, GRANTS & BEQUESTS				
3440.1 - YEARBOOK SALES	2,080.00	200.00	1,880.00	1,040.0%
3440.2 - FIELD TRIP FUNDS	2,793.00	2,500.00	293.00	111.7%
3440.3 - GIFTS, DONATIONS	77.25	100.00	-22.75	77.3%
3440.4 - REFUNDS	0.00			
3440.5 - UNIFORMS	7,971.00			
3440.6 - BEFORE/AFTER PROGRAM	28,760.00	29,000.00	-240.00	99.2%
3440 - GIFTS, GRANTS & BEQUESTS - Other	1,884.57			
Total 3440 - GIFTS, GRANTS & BEQUESTS	43,565.82	31,800.00	11,765.82	137.0%
3451 - STUDENT LUNCHES	0.00			
3495 - RENT INCOME	13,750.00	12,500.00	1,250.00	110.0%
Total 3400 - REV FROM LOCAL SOURCES	57,315.82	44,300.00	13,015.82	129.4%
IRCSD PASS-THROUGH				
3000 - IRCSD - FUNDING	1,386,910.00	1,384,941.00	1,969.00	100.1%
Total IRCSD PASS-THROUGH	1,386,910.00	1,384,941.00	1,969.00	100.1%
Total Income	1,462,976.82	1,447,992.00	14,984.82	101.0%
Gross Profit	1,462,976.82	1,447,992.00	14,984.82	101.0%
Expense				
5100 BASIC (K-12)				
310 - PROFESSIONAL & TECHNICAL	585,170.53	565,000.00	20,170.53	103.6%
310A - DAY CARE PROF/TECH	11,740.78	13,900.00	-2,159.22	84.5%
320 - INSURANCE & BOND PREMIUM	887.00	750.00	137.00	118.3%
330 - TRAVEL	2,543.20	3,000.00	-456.80	84.8%
390 - OTHER PURCHASED SERVICES	2,185.18	3,500.00	-1,314.82	62.4%
510 - SUPPLIES	17,093.77	18,000.00	-906.23	95.0%
510A - DAY CARE SUPPLIES	403.98	750.00	-346.02	53.9%
510B - UNIFORMS	4,525.35			
590 - OTHER MATERIALS AND SUPPL	2,106.25			
642 - NON-CAP FURN, FIXT & EQUP	3,732.08	4,000.00	-267.92	93.3%
643 - CAP COMPUTER HARDWARE	0.00			
691 - CAPITALIZED SOFTWARE	0.00			
692 - NONCAPITALIZED SOFTWARE	0.00	500.00	-500.00	0.0%
790 - MISCELLANEOUS EXPENSES	2,765.96	500.00	2,265.96	553.2%
790A - DAYCARE MISCELLANEOUS	1,016.80	650.00	366.80	156.4%
Total 5100 BASIC (K-12)	634,170.88	610,550.00	23,620.88	103.9%
5200 - EXCEPTIONAL				
310 - PROFESSIONAL & TECHNICAL	7,275.00	7,500.00	-225.00	97.0%
Total 5200 - EXCEPTIONAL	7,275.00	7,500.00	-225.00	97.0%
6150 - PARENTAL INVOLVEMENT				
510 - SUPPLIES	59.81	1,000.00	-940.19	6.0%
Total 6150 - PARENTAL INVOLVEMENT	59.81	1,000.00	-940.19	6.0%
6400 - INSTRUCT STAFF TRAINING				
310 - PROFESSIONAL & TECHNICAL	611.00	500.00	111.00	122.2%
790 - MISCELLANEOUS EXPENSES	0.00	300.00	-300.00	0.0%
Total 6400 - INSTRUCT STAFF TRAINING	611.00	800.00	-189.00	76.4%

NORTH COUNTY CHARTER SCHOOL, INC.
Profit & Loss Budget vs. Actual
July 2012 through June 2013

	GENERAL FUND			
	Jul '12 - Jun 13	Budget	$ Over Budget	% of Budget
7100 - BOARD				
320 - INSURANCE & BOND PREMIUMS	1,656.26	1,800.00	-143.74	92.0%
330 - TRAVEL	0.00	1,000.00	-1,000.00	0.0%
Total 7100 - BOARD	1,656.26	2,800.00	-1,143.74	59.2%
7300 - SCHOOL ADMINISTRATION				
310 - PROFESSIONAL & TECHNICAL	171,940.32	160,750.00	11,190.32	107.0%
320 - INSURANCE & BOND PREMIUMS	4,977.92	4,900.00	77.92	101.6%
330 - TRAVEL	751.74	500.00	251.74	150.3%
370 - COMMUNICATIONS	1,637.93	575.00	1,062.93	284.9%
390 - OTHER PURCHASED SERVICES	9,916.57	6,900.00	3,016.57	143.7%
510 - SUPPLIES	6,931.69	6,500.00	431.69	106.6%
642 - NON-CAP FURN, FIXT & EQUP	843.40	850.00	-6.60	99.2%
700 - OTHER EXPENSES	0.00	50.00	-50.00	0.0%
730 - DUES & FEES	1,528.43	1,500.00	28.43	101.9%
790 - MISCELLANEOUS EXPENSES	1,072.94	1,000.00	72.94	107.3%
Total 7300 - SCHOOL ADMINISTRATION	199,600.94	183,525.00	16,075.94	108.8%
7400 - FACILITIES ACQ & CONST				
310 - PROFESSIONAL & TECHNICAL	2,400.00	500.00	1,900.00	480.0%
630 - BUILDINGS AND FIXED EQUIP	0.00			
670 - IMPROVE OTHER THAN BLDG	25,031.20			
680 - REMODELING & RENOVATIONS	223.40	1,000.00	-776.60	22.3%
730-DUES AND FEES	44,556.00	5,000.00	39,556.00	891.1%
790 - MISCELLANEOUS EXPENSE	924.44	100.00	824.44	924.4%
Total 7400 - FACILITIES ACQ & CONST	73,135.04	6,600.00	66,535.04	1,108.1%
7500 - FISCAL SERVICES				
310 - PROFESSIONAL & TECHNICAL	12,280.00	12,000.00	280.00	102.3%
Total 7500 - FISCAL SERVICES	12,280.00	12,000.00	280.00	102.3%
7600 - FOOD SERVICES				
310 - PROFESSIONAL & TECHNICAL	0.00			
510 - SUPPLIES	0.00			
570 - FOOD	0.00			
641 - CAP, FURN, FIXT	0.00			
642 - NON-CAP FURN, FIXT & EQUI	0.00			
730 - DUES & FEES	0.00			
790 - MISCELLANEOUS EXPENSES	0.00			
Total 7600 - FOOD SERVICES	0.00			
7800 - TRANSPORTATION				
360 - RENTALS	21,054.37	21,055.00	-0.63	100.0%
Total 7800 - TRANSPORTATION	21,054.37	21,055.00	-0.63	100.0%
7900 - OPERATION OF PLANT				
310 - PROFESSIONAL & TECHNICAL	39,013.84	39,000.00	13.84	100.0%
320 - INSURANCE & BOND PREMIUMS	20,274.43	20,275.00	-0.57	100.0%
350 - REPAIRS AND MAINTENANCE	24,516.88	22,000.00	2,516.88	111.4%
370 - COMMUNICATIONS	4,450.42	3,600.00	850.42	123.6%
380 - UTILITIES	25,024.39	22,900.00	2,124.39	109.3%
390 - OTHER PURCHASED SERVICES	1,855.08	500.00	1,355.08	371.0%
510 - SUPPLIES	4,208.82	4,300.00	-91.18	97.9%
790 - MISCELLANEOUS	1,004.43	100.00	904.43	1,004.4%
Total 7900 - OPERATION OF PLANT	120,348.29	112,675.00	7,673.29	106.8%
8100 - MAINTENANCE OF PLANT				
350 - REPAIRS AND MAINTENANCE	3,666.94	4,000.00	-333.06	91.7%
510 - SUPPLIES	2,191.40	2,165.00	26.40	101.2%
642 - NON-CAP FURN, FIXT & EQUP	262.05	500.00	-237.95	52.4%
Total 8100 - MAINTENANCE OF PLANT	6,120.39	6,665.00	-544.61	91.8%

NORTH COUNTY CHARTER SCHOOL, INC.
Profit & Loss Budget vs. Actual
July 2012 through June 2013

	GENERAL FUND			
	Jul '12 - Jun 13	Budget	$ Over Budget	% of Budget
9200 - DEBT SERVICE				
720 - INTEREST EXPENSE	132,551.78	109,659.00	22,892.78	120.9%
790 - MISCELLANEOUS	98,164.19	97,600.00	564.19	100.6%
Total 9200 - DEBT SERVICE	230,715.97	207,259.00	23,456.97	111.3%
Total Expense	1,307,027.95	1,172,429.00	134,598.95	111.5%
Net Ordinary Income	155,948.87	275,563.00	-119,614.13	56.6%
Other Income/Expense				
Other Income				
OTHER FINANCING SOURCES (USES)				
3720 - LOAN PROCEEDS	23,400.40			
Total OTHER FINANCING SOURCES (USES)	23,400.40			
Total Other Income	23,400.40			
Net Other Income	23,400.40			
t Income	179,349.27	275,563.00	-96,213.73	65.1%

NORTH COUNTY CHARTER SCHOOL, INC.
Profit & Loss Budget vs. Actual
July 2012 through June 2013

	SPECIAL REVENUE FUND			
	Jul '12 - Jun 13	Budget	$ Over Budget	% of Budget
Ordinary Income/Expense				
Income				
3300 - REVENUE THRU STATE				
3361 - SCHOOL RECOGNITION FUNDS	0.00			
3397 - CAPITAL OUTLAY	0.00			
Total 3300 - REVENUE THRU STATE	0.00			
3400 - REV FROM LOCAL SOURCES				
3440 - GIFTS, GRANTS & BEQUESTS				
3440.1 - YEARBOOK SALES	0.00			
3440.2 - FIELD TRIP FUNDS	0.00			
3440.3 - GIFTS, DONATIONS	0.00			
3440.4 - REFUNDS	-390.80			
3440.5 - UNIFORMS	0.00			
3440.6 - BEFORE/AFTER PROGRAM	0.00			
3440 - GIFTS, GRANTS & BEQUESTS - Other	0.00			
Total 3440 - GIFTS, GRANTS & BEQUESTS	-390.80			
3451 - STUDENT LUNCHES	96,135.13	91,000.00	5,135.13	105.6%
3495 - RENT INCOME	0.00			
Total 3400 - REV FROM LOCAL SOURCES	95,744.33	91,000.00	4,744.33	105.2%
IRCSD PASS-THROUGH				
3000 - IRCSD - FUNDING	0.00			
Total IRCSD PASS-THROUGH	0.00			
Total Income	95,744.33	91,000.00	4,744.33	105.2%
Gross Profit	95,744.33	91,000.00	4,744.33	105.2%
Expense				
5100 BASIC (K-12)				
310 - PROFESSIONAL & TECHNICAL	0.00			
310A - DAY CARE PROF/TECH	0.00			
320 - INSURANCE & BOND PREMIUM	0.00			
330 - TRAVEL	0.00			
390 - OTHER PURCHASED SERVICES	0.00			
510 - SUPPLIES	0.00			
510A - DAY CARE SUPPLIES	0.00			
510B - UNIFORMS	0.00			
590 - OTHER MATERIALS AND SUPPL	0.00			
642 - NON-CAP FURN, FIXT & EQUP	0.00			
643 - CAP COMPUTER HARDWARE	0.00			
691 - CAPITALIZED SOFTWARE	0.00			
692 - NONCAPITALIZED SOFTWARE	0.00			
790 - MISCELLANEOUS EXPENSES	0.00			
790A - DAYCARE MISCELLANEOUS	0.00			
Total 5100 BASIC (K-12)	0.00			
5200 - EXCEPTIONAL				
310 - PROFESSIONAL & TECHNICAL	0.00			
Total 5200 - EXCEPTIONAL	0.00			
6150 - PARENTAL INVOLVEMENT				
510 - SUPPLIES	0.00			
Total 6150 - PARENTAL INVOLVEMENT	0.00			
6400 - INSTRUCT STAFF TRAINING				
310 - PROFESSIONAL & TECHNICAL	0.00			
790 - MISCELLANEOUS EXPENSES	0.00			
Total 6400 - INSTRUCT STAFF TRAINING	0.00			

NORTH COUNTY CHARTER SCHOOL, INC.
Profit & Loss Budget vs. Actual
July 2012 through June 2013

	SPECIAL REVENUE FUND			
	Jul '12 - Jun 13	Budget	$ Over Budget	% of Budget
7100 - BOARD				
320 - INSURANCE & BOND PREMIUMS	0.00			
330 - TRAVEL	0.00			
Total 7100 - BOARD	0.00			
7300 - SCHOOL ADMINISTRATION				
310 - PROFESSIONAL & TECHNICAL	0.00			
320 - INSURANCE & BOND PREMIUMS	0.00			
330 - TRAVEL	0.00			
370 - COMMUNICATIONS	0.00			
390 - OTHER PURCHASED SERVICES	0.00			
510 - SUPPLIES	0.00			
642 - NON-CAP FURN, FIXT & EQUP	0.00			
700 - OTHER EXPENSES	0.00			
730 - DUES & FEES	0.00			
790 - MISCELLANEOUS EXPENSES	0.00			
Total 7300 - SCHOOL ADMINISTRATION	0.00			
7400 - FACILITIES ACQ & CONST				
310 - PROFESSIONAL & TECHNICAL	0.00			
630 - BUILDINGS AND FIXED EQUIP	0.00			
670 - IMPROVE OTHER THAN BLDG	0.00			
680 - REMODELING & RENOVATIONS	0.00			
730-DUES AND FEES	0.00			
790 - MISCELLANEOUS EXPENSE	0.00			
Total 7400 - FACILITIES ACQ & CONST	0.00			
7500 - FISCAL SERVICES				
310 - PROFESSIONAL & TECHNICAL	0.00			
Total 7500 - FISCAL SERVICES	0.00			
7600 - FOOD SERVICES				
310 - PROFESSIONAL & TECHNICAL	55,646.89	52,500.00	3,146.89	106.0%
510 - SUPPLIES	2,725.58	3,300.00	-574.42	82.6%
570 - FOOD	45,431.02	44,000.00	1,431.02	103.3%
641 - CAP, FURN, FIXT	0.00			
642 - NON-CAP FURN, FIXT & EQUI	45.95	100.00	-54.05	46.0%
730 - DUES & FEES	170.00	200.00	-30.00	85.0%
790 - MISCELLANEOUS EXPENSES	614.59	500.00	114.59	122.9%
Total 7600 - FOOD SERVICES	104,634.03	100,600.00	4,034.03	104.0%
7800 - TRANSPORTATION				
360 - RENTALS	0.00			
Total 7800 - TRANSPORTATION	0.00			
7900 - OPERATION OF PLANT				
310 - PROFESSIONAL & TECHNICAL	0.00			
320 - INSURANCE & BOND PREMIUMS	0.00			
350 - REPAIRS AND MAINTENANCE	0.00			
370 - COMMUNICATIONS	0.00			
380 - UTILITIES	0.00			
390 - OTHER PURCHASED SERVICES	0.00			
510 - SUPPLIES	0.00			
790 - MISCELLANEOUS	0.00			
Total 7900 - OPERATION OF PLANT	0.00			
8100 - MAINTENANCE OF PLANT				
350 - REPAIRS AND MAINTENANCE	0.00			
510 - SUPPLIES	0.00			
642 - NON-CAP FURN, FIXT & EQUP	0.00			
Total 8100 - MAINTENANCE OF PLANT	0.00			

NORTH COUNTY CHARTER SCHOOL, INC.
Profit & Loss Budget vs. Actual
July 2012 through June 2013

	SPECIAL REVENUE FUND			
	Jul '12 - Jun 13	Budget	$ Over Budget	% of Budget
9200 - DEBT SERVICE				
720 - INTEREST EXPENSE	0.00			
790 - MISCELLANEOUS	0.00			
Total 9200 - DEBT SERVICE	0.00			
Total Expense	104,634.03	100,600.00	4,034.03	104.0%
Net Ordinary Income	-8,889.70	-9,600.00	710.30	92.6%
Other Income/Expense				
Other Income				
OTHER FINANCING SOURCES (USES)				
3720 - LOAN PROCEEDS	0.00			
Total OTHER FINANCING SOURCES (USES)	0.00			
Total Other Income	0.00			
Net Other Income	0.00			
t Income	-8,889.70	-9,600.00	710.30	92.6%

NORTH COUNTY CHARTER SCHOOL, INC.
Profit & Loss Budget vs. Actual
July 2012 through June 2013

	TOTAL			
	Jul '12 - Jun 13	Budget	$ Over Budget	% of Budget
Ordinary Income/Expense				
Income				
3300 - REVENUE THRU STATE				
3361 - SCHOOL RECOGNITION FUNDS	18,751.00	18,751.00	0.00	100.0%
3397 - CAPITAL OUTLAY	62,915.00	71,350.00	-8,435.00	88.2%
Total 3300 - REVENUE THRU STATE	81,666.00	90,101.00	-8,435.00	90.6%
3400 - REV FROM LOCAL SOURCES				
3440 - GIFTS, GRANTS & BEQUESTS				
3440.1 - YEARBOOK SALES	2,080.00	200.00	1,880.00	1,040.0%
3440.2 - FIELD TRIP FUNDS	2,793.00	2,500.00	293.00	111.7%
3440.3 - GIFTS, DONATIONS	77.25	100.00	-22.75	77.3%
3440.4 - REFUNDS	-390.80	0.00	-390.80	100.0%
3440.5 - UNIFORMS	7,971.00	0.00	7,971.00	100.0%
3440.6 - BEFORE/AFTER PROGRAM	28,760.00	29,000.00	-240.00	99.2%
3440 - GIFTS, GRANTS & BEQUESTS - Other	1,884.57	0.00	1,884.57	100.0%
Total 3440 - GIFTS, GRANTS & BEQUESTS	43,175.02	31,800.00	11,375.02	135.8%
3451 - STUDENT LUNCHES	96,135.13	91,000.00	5,135.13	105.6%
3495 - RENT INCOME	13,750.00	12,500.00	1,250.00	110.0%
Total 3400 - REV FROM LOCAL SOURCES	153,060.15	135,300.00	17,760.15	113.1%
IRCSD PASS-THROUGH				
3000 - IRCSD - FUNDING	1,386,910.00	1,384,941.00	1,969.00	100.1%
Total IRCSD PASS-THROUGH	1,386,910.00	1,384,941.00	1,969.00	100.1%
Total Income	1,621,636.15	1,610,342.00	11,294.15	100.7%
Gross Profit	1,621,636.15	1,610,342.00	11,294.15	100.7%
Expense				
5100 BASIC (K-12)				
310 - PROFESSIONAL & TECHNICAL	585,170.53	565,000.00	20,170.53	103.6%
310A - DAY CARE PROF/TECH	11,740.78	13,900.00	-2,159.22	84.5%
320 - INSURANCE & BOND PREMIUM	887.00	750.00	137.00	118.3%
330 - TRAVEL	2,543.20	3,000.00	-456.80	84.8%
390 - OTHER PURCHASED SERVICES	2,185.18	3,500.00	-1,314.82	62.4%
510 - SUPPLIES	17,093.77	18,000.00	-906.23	95.0%
510A - DAY CARE SUPPLIES	403.98	750.00	-346.02	53.9%
510B - UNIFORMS	4,525.35	0.00	4,525.35	100.0%
590 - OTHER MATERIALS AND SUPPL	2,106.25	0.00	2,106.25	100.0%
642 - NON-CAP FURN, FIXT & EQUP	3,732.08	4,000.00	-267.92	93.3%
643 - CAP COMPUTER HARDWARE	3,716.25	3,725.00	-8.75	99.8%
691 - CAPITALIZED SOFTWARE	799.60	800.00	-0.40	100.0%
692 - NONCAPITALIZED SOFTWARE	0.00	500.00	-500.00	0.0%
790 - MISCELLANEOUS EXPENSES	2,765.96	500.00	2,265.96	553.2%
790A - DAYCARE MISCELLANEOUS	1,016.80	650.00	366.80	156.4%
Total 5100 BASIC (K-12)	638,686.73	615,075.00	23,611.73	103.8%
5200 - EXCEPTIONAL				
310 - PROFESSIONAL & TECHNICAL	7,275.00	7,500.00	-225.00	97.0%
Total 5200 - EXCEPTIONAL	7,275.00	7,500.00	-225.00	97.0%
6150 - PARENTAL INVOLVEMENT				
510 - SUPPLIES	59.81	1,000.00	-940.19	6.0%
Total 6150 - PARENTAL INVOLVEMENT	59.81	1,000.00	-940.19	6.0%
6400 - INSTRUCT STAFF TRAINING				
310 - PROFESSIONAL & TECHNICAL	611.00	500.00	111.00	122.2%
790 - MISCELLANEOUS EXPENSES	0.00	300.00	-300.00	0.0%
Total 6400 - INSTRUCT STAFF TRAINING	611.00	800.00	-189.00	76.4%

NORTH COUNTY CHARTER SCHOOL, INC.
Profit & Loss Budget vs. Actual
July 2012 through June 2013

	TOTAL			
	Jul '12 - Jun 13	Budget	$ Over Budget	% of Budget
7100 - BOARD				
320 - INSURANCE & BOND PREMIUMS	1,656.26	1,800.00	-143.74	92.0%
330 - TRAVEL	0.00	1,000.00	-1,000.00	0.0%
Total 7100 - BOARD	1,656.26	2,800.00	-1,143.74	59.2%
7300 - SCHOOL ADMINISTRATION				
310 - PROFESSIONAL & TECHNICAL	171,940.32	160,750.00	11,190.32	107.0%
320 - INSURANCE & BOND PREMIUMS	4,977.92	4,900.00	77.92	101.6%
330 - TRAVEL	751.74	500.00	251.74	150.3%
370 - COMMUNICATIONS	1,637.93	575.00	1,062.93	284.9%
390 - OTHER PURCHASED SERVICES	9,916.57	6,900.00	3,016.57	143.7%
510 - SUPPLIES	6,931.69	6,500.00	431.69	106.6%
642 - NON-CAP FURN, FIXT & EQUP	843.40	850.00	-6.60	99.2%
700 - OTHER EXPENSES	0.00	50.00	-50.00	0.0%
730 - DUES & FEES	1,528.43	1,500.00	28.43	101.9%
790 - MISCELLANEOUS EXPENSES	1,072.94	1,000.00	72.94	107.3%
Total 7300 - SCHOOL ADMINISTRATION	199,600.94	183,525.00	16,075.94	108.8%
7400 - FACILITIES ACQ & CONST				
310 - PROFESSIONAL & TECHNICAL	31,951.96	35,500.00	-3,548.04	90.0%
630 - BUILDINGS AND FIXED EQUIP	2,725.00	2,200.00	525.00	123.9%
670 - IMPROVE OTHER THAN BLDG	25,031.20	0.00	25,031.20	100.0%
680 - REMODELING & RENOVATIONS	223.40	1,000.00	-776.60	22.3%
730-DUES AND FEES	48,621.00	5,000.00	43,621.00	972.4%
790 - MISCELLANEOUS EXPENSE	924.44	100.00	824.44	924.4%
Total 7400 - FACILITIES ACQ & CONST	109,477.00	43,800.00	65,677.00	249.9%
7500 - FISCAL SERVICES				
310 - PROFESSIONAL & TECHNICAL	12,280.00	12,000.00	280.00	102.3%
Total 7500 - FISCAL SERVICES	12,280.00	12,000.00	280.00	102.3%
7600 - FOOD SERVICES				
310 - PROFESSIONAL & TECHNICAL	55,646.89	52,500.00	3,146.89	106.0%
510 - SUPPLIES	2,725.58	3,300.00	-574.42	82.6%
570 - FOOD	45,431.02	44,000.00	1,431.02	103.3%
641 - CAP, FURN, FIXT	6,283.75	6,284.00	-0.25	100.0%
642 - NON-CAP FURN, FIXT & EQUI	45.95	100.00	-54.05	46.0%
730 - DUES & FEES	170.00	200.00	-30.00	85.0%
790 - MISCELLANEOUS EXPENSES	614.59	500.00	114.59	122.9%
Total 7600 - FOOD SERVICES	110,917.78	106,884.00	4,033.78	103.8%
7800 - TRANSPORTATION				
360 - RENTALS	21,054.37	21,055.00	-0.63	100.0%
Total 7800 - TRANSPORTATION	21,054.37	21,055.00	-0.63	100.0%
7900 - OPERATION OF PLANT				
310 - PROFESSIONAL & TECHNICAL	39,013.84	39,000.00	13.84	100.0%
320 - INSURANCE & BOND PREMIUMS	20,274.43	20,275.00	-0.57	100.0%
350 - REPAIRS AND MAINTENANCE	24,516.88	22,000.00	2,516.88	111.4%
370 - COMMUNICATIONS	4,450.42	3,600.00	850.42	123.6%
380 - UTILITIES	25,024.39	22,900.00	2,124.39	109.3%
390 - OTHER PURCHASED SERVICES	1,855.08	500.00	1,355.08	371.0%
510 - SUPPLIES	4,208.82	4,300.00	-91.18	97.9%
790 - MISCELLANEOUS	1,004.43	100.00	904.43	1,004.4%
Total 7900 - OPERATION OF PLANT	120,348.29	112,675.00	7,673.29	106.8%
8100 - MAINTENANCE OF PLANT				
350 - REPAIRS AND MAINTENANCE	3,666.94	4,000.00	-333.06	91.7%
510 - SUPPLIES	2,191.40	2,165.00	26.40	101.2%
642 - NON-CAP FURN, FIXT & EQUP	262.05	500.00	-237.95	52.4%
Total 8100 - MAINTENANCE OF PLANT	6,120.39	6,665.00	-544.61	91.8%

NORTH COUNTY CHARTER SCHOOL, INC.
Profit & Loss Budget vs. Actual
July 2012 through June 2013

	TOTAL			
	Jul '12 - Jun 13	Budget	$ Over Budget	% of Budget
9200 - DEBT SERVICE				
720 - INTEREST EXPENSE	132,551.78	133,000.00	-448.22	99.7%
790 - MISCELLANEOUS	98,164.19	97,600.00	564.19	100.6%
Total 9200 - DEBT SERVICE	230,715.97	230,600.00	115.97	100.1%
Total Expense	1,458,803.54	1,344,379.00	114,424.54	108.5%
Net Ordinary Income	162,832.61	265,963.00	-103,130.39	61.2%
Other Income/Expense				
Other Income				
OTHER FINANCING SOURCES (USES)				
3720 - LOAN PROCEEDS	23,400.40	0.00	23,400.40	100.0%
Total OTHER FINANCING SOURCES (USES)	23,400.40	0.00	23,400.40	100.0%
Total Other Income	23,400.40	0.00	23,400.40	100.0%
Net Other Income	23,400.40	0.00	23,400.40	100.0%
t Income	**186,233.01**	**265,963.00**	**-79,729.99**	**70.0%**

ST PETER'S ACADEMY

Balance Sheet - Governmental Funds 06/30/2013

	#N/A	Fund Types			
	Account Number	General	SR - Grants	Click Her Capital Projects	Total
ASSETS					
Cash and Cash Equivalents	1110	204,038.00			204,038.00
Investments	1160				0.00
Taxes Receivable, Net	1120				0.00
Accounts Receivable	1130	31,957.00			31,957.00
Due from:					
School District	1131				0.00
Charter Holder	1132				0.00
Other Charter School(s)	1133				0.00
Management Company	1134				0.00
Due from Other Funds:					
Budgetary Funds	1141				0.00
Internal Funds	1142				0.00
Inventory	1150				0.00
Interest Receivable	1170				0.00
Due from Reinsurer	1180				0.00
Other Current Assets:					
Deposits Receivable	1210				0.00
Due from Other Agencies	1220				0.00
Prepaid Items	1230				0.00
Total Assets		**235,995.00**	**0.00**	**0.00**	**235,995.00**
LIABILITIES AND FUND BALANCES					
Salaries, Benefits and Payroll Taxes Payable	2110	5,575.00			5,575.00
Payroll Deductions and Withholdings	2170	695.00			695.00
Accounts Payable	2120				0.00
Due to:					
School District	2121				0.00
Charter Holder	2122				0.00
Other Charter School(s)	2123				0.00
Management Company	2124				0.00
Judgments Payable	2130				0.00
Construction Contracts Payable	2140				0.00
Construction Contracts Payable-Retained Percentage	2150				0.00
Due to Fiscal Agent	2240				0.00
Sales Tax Payable	2260				0.00
Accrued Interest Payable	2210				0.00
Deposits Payable	2220				0.00
Due to Other Agencies	2230				0.00
Due to Other Funds:					
Budgetary Funds	2161				0.00
Internal Funds	2162				0.00
Deferred Revenue	2410				0.00
Total Liabilities		6,270.00	0.00	0.00	6,270.00
FUND BALANCES					
Reserved For:					
Endowments	2705				0.00
State Required Carryover Programs	2710				0.00
Encumbrances	2720				0.00
Inventory	2730				0.00
Other Purposes					0.00
Unreserved, Reported in:					
General Fund	2760	229,725.00			229,725.00
Special Revenue Fund - Capital Outlay	2760				0.00
Special Revenue Fund - Grants	2760		0.00		0.00
Capital Projects Funds	2760			0.00	0.00
Permanent Funds	2760				0.00
Total Fund Balances	2700	229,725.00	0.00	0.00	229,725.00
Total Liabilities and Fund Balances		**235,995.00**	**0.00**	**0.00**	**235,995.00**

Rev. 1.64

ts

Andrew Jefferson, President - 7/19/13

ST PETER'S ACADEMY
0
Revenue & Expenditures - Budget And Actual
June 30, 2013

	#N/A	General Fund			
		Budget Amounts			
	Function	*Original*	*Current*	Actual	
REVENUES					
Federal Through State & Local	3200				0.00
State Sources	3300	1,026,716.00	1,002,009.00	859,182.00	(142,827.00)
Federal Direct VPK Income	3370	120,000.00	122,500.00	121,606.00	(894.00)
Local Sources	3400	7,000.00	7,000.00	6,485.00	(515.00)
Total Revenues		1,153,716.00	1,131,509.00	987,273.00	(144,236.00)
EXPENDITURES					
Current:					
Instruction	5000	554,779.00	554,779.00	553,559.00	1,220.00
Pupil Personnel Services	6100				0.00
Instructional Media Services	6200	5,000.00	7,000.00	6,468.00	532.00
Instruction and Curriculum Development Services	6300				0.00
Instructional Staff Training Services	6400	1,500.00	1,500.00	1,454.00	46.00
Instruction Related Technology	6500				0.00
Board	7100				0.00
Administration Fees:					
District Holdback Fee	7201				0.00
Charter Holder	7202				0.00
Management Company	7203				0.00
Other	7204				0.00
School Administration	7300	268,335.00	268,335.00	188,769.00	79,566.00
Facilities Acquisition and Construction	7400				0.00
Fiscal Services	7500	17,500.00	17,500.00	16,434.00	1,066.00
Food Services	7600				0.00
Central Services	7700				0.00
Pupil Transportation Services	7800	35,642.00	55,000.00	49,290.00	5,710.00
Operation of Plant	7900	99,834.00	140,000.00	134,056.00	5,944.00
Maintenance of Plant	8100	2,500.00	2,500.00	1,650.00	850.00
Administrative Technology Services	8200				0.00
Community Services	9100				0.00
Debt Service: (Function 9200)					
Retirement of Principal	710				0.00
Interest	720				0.00
Dues, Fees and Issuance Costs	730				0.00
Miscellaneous Expenditures	790				0.00
Capital Outlay:					
Facilities Acquisition and Construction	7420				0.00
Other Capital Outlay	9300				0.00
Total Expenditures		985,090.00	1,046,614.00	951,680.00	94,934.00
Excess (Deficiency) of Revenues Over (Under) Expenditures		168,626.00	84,895.00	35,593.00	(49,302.00)
OTHER FINANCING SOURCES (USES)					
Loans Incurred	3720				0.00
Proceeds from the Sale of Capital Assets	3730				0.00
Loss Recoveries	3740				0.00
Proceeds of Forward Supply Contract	3760				0.00
Special Facilities Construction Advances	3770				0.00
Transfers In	3600			2,591.00	2,591.00
Transfers Out	9700			(1,302.00)	(1,302.00)
Total Other Financing Sources (Uses)		0.00	0.00	1,289.00	1,289.00
SPECIAL ITEMS					
					0.00
EXTRAORDINARY ITEMS					
					0.00
Net Change in Fund Balances		168,626.00	84,895.00	36,882.00	(48,013.00)
Fund Balance - Beginning of Year	2800	192,843.00	192,843.00	192,843.00	0.00
Adjustment to Fund Balance	2891				0.00
Fund Balance - End of Year	2700	361,469.00	277,738.00	229,725.00	(48,013.00)

Rev. 1.c4
ts

ST PETER'S ACADEMY
0
Revenue & Expenditures - Budget And Actual
June 30, 2013

	#N/A	Budget Amounts			
	Function	*Original*	*Current*	Actual	Variance with Final Budget - Favorable (Unfavorable)
REVENUES					
ARRA SFSF	3210				0.00
Ed Job Funds	3215				0.00
IDEA	3230				0.00
Federal Through State & Local Title One	3240	66,427.00	98,000.00	93,690.00	(4,310.00)
Federal Direct Food Services	3260	124,749.00	124,749.00	103,293.00	(21,456.00)
State Sources	3300				0.00
Local Sources	3400	2,500.00	2,500.00	1,543.00	(957.00)
Total Revenues		193,676.00	225,249.00	198,526.00	(26,723.00)
EXPENDITURES					
Current:			0.00		
Instruction	5000	73,000.00	112,500.00	107,126.00	5,374.00
Pupil Personnel Services	6100				0.00
Instructional Media Services	6200				0.00
Instruction and Curriculum Development Services	6300				0.00
Instructional Staff Training Services	6400				0.00
Instruction Related Technology	6500				0.00
Board	7100				0.00
Administration Fees:					
District Holdback Fee	7201				0.00
Charter Holder	7202				0.00
Management Company	7203				0.00
Other	7204				0.00
School Administration	7300				0.00
Facilities Acquisition and Construction	7400				0.00
Fiscal Services	7500				0.00
Food Services	7600	88,500.00	97,500.00	92,702.00	4,798.00
Central Services	7700				0.00
Pupil Transportation Services	7800				0.00
Operation of Plant	7900				0.00
Maintenance of Plant	8100				0.00
Administrative Technology Services	8200				0.00
Community Services	9100				0.00
Debt Service: (Function 9200)					
Retirement of Principal	710				0.00
Interest	720				0.00
Dues, Fees and Issuance Costs	730				0.00
Miscellaneous Expenditures	790				0.00
Capital Outlay:					
Facilities Acquisition and Construction	7420				0.00
Other Capital Outlay	9300				0.00
Total Expenditures		161,500.00	210,000.00	199,828.00	10,172.00
Excess (Deficiency) of Revenues Over (Under) Expenditures		32,176.00	15,249.00	(1,302.00)	(16,551.00)
OTHER FINANCING SOURCES (USES)					
Loans Incurred	3720				0.00
Proceeds from the Sale of Capital Assets	3730				0.00
Loss Recoveries	3740				0.00
Proceeds of Forward Supply Contract	3760				0.00
Special Facilities Construction Advances	3770				0.00
Transfers In	3600			1,302.00	1,302.00
Transfers Out	9700	(29,676.00)	(29,676.00)		29,676.00
Total Other Financing Sources (Uses)		(29,676.00)	(29,676.00)	1,302.00	30,978.00
SPECIAL ITEMS					
					0.00
EXTRAORDINARY ITEMS					
					0.00
Net Change in Fund Balances		2,500.00	(14,427.00)	0.00	14,427.00
Fund Balance - Beginning of Year	2800				0.00
Adjustment to Fund Balance	2891				0.00
Fund Balance - End of Year	2700	2,500.00	(14,427.00)	0.00	14,427.00

Rev. 1.04

ts

ST PETER'S ACADEMY
0
Revenue & Expenditures - Budget And Actual
June 30, 2013

Capital Projects

	#N/A	Budget Amounts			Variance with Final Budget - Positive (Negative)
	Function	*Original*	*Current*	Actual	
REVENUES					
Federal Direct	3100				0.00
Federal Through State & Local	3200				0.00
State Sources	3300	85,300.00	50,000.00	45,317.00	(4,683.00)
Local Sources	3400				0.00
Total Revenues		85,300.00	50,000.00	45,317.00	(4,683.00)
EXPENDITURES					
Current:					
Instruction	5000				0.00
Pupil Personnel Services	6100				0.00
Instructional Media Services	6200				0.00
Instruction and Curriculum Development Services	6300				0.00
Instructional Staff Training Services	6400				0.00
Instruction Related Technology	6500				0.00
Board	7100				0.00
Administration Fees:					
District Holdback Fee	7201				0.00
Charter Holder	7202				0.00
Management Company	7203				0.00
Other	7204				0.00
School Administration	7300	500.00	500.00		500.00
Facilities Acquisition and Construction	7400				0.00
Fiscal Services	7500				0.00
Food Services	7600				0.00
Central Services	7700				0.00
Pupil Transportation Services	7800				0.00
Operation of Plant	7900				0.00
Maintenance of Plant	8100	40,952.00	40,952.00	10,600.00	30,352.00
Administrative Technology Services	8200				0.00
Community Services	9100				0.00
Debt Service: (Function 9200)					
Retirement of Principal	710	20,000.00	20,000.00	15,409.00	4,591.00
Interest	720	23,848.00	23,848.00	13,822.00	10,026.00
Dues, Fees and Issuance Costs	730				0.00
Miscellaneous Expenditures	790	3,000.00	3,000.00	2,895.00	105.00
Capital Outlay:					
Facilities Acquisition and Construction	7420				0.00
Other Capital Outlay	9300				0.00
Total Expenditures		88,300.00	88,300.00	42,726.00	45,574.00
Excess (Deficiency) of Revenues Over (Under) Expenditures		(3,000.00)	(38,300.00)	2,591.00	40,891.00
OTHER FINANCING SOURCES (USES)					
Loans Incurred	3720				0.00
Proceeds from the Sale of Capital Assets	3730				0.00
Loss Recoveries	3740				0.00
Proceeds of Forward Supply Contract	3760				0.00
Special Facilities Construction Advances	3770				0.00
Transfers In	3600				0.00
Transfers Out	9700			(2,591.00)	(2,591.00)
Total Other Financing Sources (Uses)		0.00	0.00	(2,591.00)	(2,591.00)
SPECIAL ITEMS					
					0.00
EXTRAORDINARY ITEMS					
					0.00
Net Change in Fund Balances		(3,000.00)	(38,300.00)	0.00	38,300.00
Fund Balance - Beginning of Year	2800				0.00
Adjustment to Fund Balance	2891				0.00
Fund Balance - End of Year	2700	(3,000.00)	(38,300.00)	0.00	38,300.00

Rev. 1.c4
ts

SEBASTIAN CHARTER JUNIOR HIGH, INC.

Financial Statements
with
Independent Accountants' Compilation Report

June 30, 2013

KMETZ NUTTALL ELWELL GRAHAM, PLLC

Independent Accountants' Compilation Report

To the Board of Directors
Sebastian Charter Junior High, Inc.
Sebastian, Florida

We have compiled the accompanying balance sheet of Sebastian Charter Junior High, Inc. as of June 30, 2013, and the related statement of profit and loss by fund and profit and loss budget vs. actual by fund for one month and the period then ended. We have not audited or reviewed the accompanying financial statements and, accordingly, do not express an opinion or provide any assurance about whether the financial statements are in accordance with accounting principles generally accepted in the United States of America.

Management is responsible for the preparation and fair presentation of the financial statements in accordance with accounting principles generally accepted in the United States of America and for designing, implementing, and maintaining internal control relevant to the preparation and fair presentation of the financial statements.

Our responsibility is to conduct the compilation in accordance with Statements on Standards for Accounting and Review Services issued by the American Institute of Certified Public Accountants. The objective of a compilation is to assist management in presenting financial information in the form of financial statements without undertaking to obtain or provide any assurance that there are no material modifications that should be made to the financial statements.

Management has elected to omit substantially all of the disclosures required by accounting principles generally accepted in the United States of America. If the omitted disclosures were included in the financial statements, they might influence the user's conclusions about the School's financial position and results of operations. Accordingly, these financial statements are not designed for those who are not informed about such matters.

Kmetz, Nuttall, Elwell, Graham

Kmetz, Nuttall, Elwell, Graham, PLLC
Certified Public Accountants

July 16, 2013

SEBASTIAN CHARTER JUNIOR HIGH
Balance Sheet As of 06/30/13

	Governmental Fund Types			Account Groups		
	General	Capital	Federal	General Fixed Assets	General Long-Term Debt	Total
Assets						
Current Assets						
Cash in bank	$101,398.62	$ 278,659.44	$ -	$ -	$ -	$ 380,058.06
Due from other agencies	-	-	-	-	-	-
Due from other fund	27,616.46	-	-	-	-	27,616.46
Deposit receivable	-	-	-	-	-	-
Accrued interest receivable	-	-	-	-	-	-
Current Asset Subtotal	129,015.08	278,659.44	-	-	-	407,674.52
Fixed Assets						
Land	-	-	-	186,217.75	-	186,217.75
Land improvements	-	-	-	24,500.00	-	24,500.00
Improvements other than build.	-	-	-	12,687.00	-	12,687.00
Building & improvements	-	-	-	641,671.89	-	641,671.89
Furniture, Fixtures & Equipment	-	-	-	87,730.63	-	87,730.63
Construction in Progress	-	-	-	2,021,364.79	-	2,021,364.79
Property under capital lease	-	-	-	35,935.00	-	35,935.00
Computer Software	-	-	-	12,771.85	-	12,771.85
Fixed Asset Subtotal	-	-	-	3,022,878.91	-	3,022,878.91
Other Assets: Amt available for debt service						
Note payable	-	-	-	-	1,710,610.23	1,710,610.23
Short term loan	-	-	-	-	-	-
Capital leases	-	-	-	-	33,072.98	33,072.98
Other Assets Subtotal	-	-	-	-	1,743,683.21	1,743,683.21
Total Assets	$129,015.08	$ 278,659.44	$ -	$ 3,022,878.91	$ 1,743,683.21	$ 5,174,236.64
Liabilities						
Current Liabilities						
Payroll taxes payable	$ 7,421.18	$ -	$ -	$ -	$ -	$ 7,421.18
Retirement payable	42.29	-	-	-	-	42.29
HAS liability	-	-	-	-	-	-
Due to other fund	-	27,616.46	-	-	-	27,616.46
Deferred revenue	-	-	-	-	-	-
Current Liabilities Subtotal	7,463.47	27,616.46	-	-	-	35,079.93
Long Term Liabilities						
Note payable	-	-	-	-	1,710,610.23	1,710,610.23
Short term loan	-	-	-	-	-	-
Obligation under capital leases	-	-	-	-	33,072.98	33,072.98
Long Term Liabilites Subtotal	-	-	-	-	1,743,683.21	1,743,683.21
Liabilities Total	7,463.47	27,616.46	-	-	1,743,683.21	1,778,763.14
Equity						
Fund balance, 6/30/12	83,898.84	110,292.42	-	-	-	194,191.26
Investment in fixed assets	-	-	-	3,022,878.91	-	3,022,878.91
Equity subtotal	83,898.84	110,292.42	-	3,022,878.91	-	3,217,070.17
Net Addition/(Deficit)	37,652.77	140,750.56	-	-	-	178,403.33
Equity Total	121,551.61	251,042.98	-	3,022,878.91	-	3,395,473.50
Total Liabilities and Equity	$129,015.08	$ 278,659.44	$ -	$ 3,022,878.91	$ 1,743,683.21	$ 5,174,236.64

See independent accountants' compilation report.

Signature: _____ Date: 7/28/13

SEBASTIAN CHARTER JUNIOR HIGH
Profit & Loss by Class
June 2013

	CAPITAL PROJECTS FUND		GENERAL FUND	
	Jun 13	Jul '12 - Jun 13	Jun 13	Jul '12 - Jun 13
Ordinary Income/Expense				
Income				
3200 - FEDERAL THRU STATE				
3230 - IDEA FUNDS	0.00	0.00	0.00	3,884.40
Total 3200 - FEDERAL THRU STATE	0.00	0.00	0.00	3,884.40
3300 - REVENUE THRU STATE				
3390 - CAPITAL OUTLAY	5,311.00	65,544.00	0.00	0.00
Total 3300 - REVENUE THRU STATE	5,311.00	65,544.00	0.00	0.00
3400 - REV FROM LOCAL SOURCES				
3413 - DISTRICT SCHOOL TAX	0.00	325,698.26	0.00	0.00
3430 - INTEREST-CAPITAL OUTLAY	1.87	51.79	0.00	0.00
3434 - INTEREST INCOME-DSTP	0.00	154.16	0.00	0.00
3440 - GIFTS, GRANTS, BEQUESTS	0.00	200,422.18	0.00	109,450.00
3490 - MISC LOCAL SOURCES	0.00	0.00	4,361.00	21,317.42
3495 fundraising activity	0.00	0.00	0.00	21,347.90
Total 3400 - REV FROM LOCAL SOURCES	1.87	526,326.39	4,361.00	152,115.32
IRCSD PASS-THROUGH				
3000 - IRCSD - FUNDING	0.00	0.00	86,530.28	1,048,345.00
3361 - SCHOOL RECOGNITION	0.00	0.00	0.00	16,467.00
Total IRCSD PASS-THROUGH	0.00	0.00	86,530.28	1,064,812.00
Total Income	5,312.87	591,870.39	90,891.28	1,220,811.72
Gross Profit	5,312.87	591,870.39	90,891.28	1,220,811.72
Expense				
5100 BASIC (K-12)				
120 - SALARY-TEACHER	0.00	0.00	42,663.64	502,675.68
140 - SALARY - SUBSTITUTE TEACH	0.00	0.00	3,469.55	45,471.06
150 - AIDE	0.00	0.00	1,300.00	15,600.00
160 - OTHER SUPPORT PERSONNEL	0.00	0.00	0.00	82.34
220 - SOCIAL SECURITY	0.00	0.00	1,803.67	37,023.34
230 - GROUP INSURANCE	0.00	0.00	4,838.44	55,686.89
240 - WORKER'S COMPENSATION	0.00	0.00	0.00	4,453.00
250 - UNEMPLOYMENT	0.00	0.00	163.00	14,641.83
310 - PROFESSIONAL & TECHNICAL	0.00	0.00	0.00	5,403.25
320 - INSURANCE	0.00	0.00	248.00	2,976.00
350 - REPAIRS & MAINTENANCE	0.00	0.00	0.00	61.05
360 - RENTALS	0.00	0.00	259.17	1,946.19
390 - OTHER PURCHASED SERVICES	0.00	0.00	3.00	1,555.25
510 - SUPPLIES	0.00	0.00	364.92	20,198.61

SEBASTIAN CHARTER JUNIOR HIGH
Profit & Loss by Class
June 2013

	CAPITAL PROJECTS FUND		GENERAL FUND	
	Jun 13	Jul '12 - Jun 13	Jun 13	Jul '12 - Jun 13
520 - TEXTBOOKS	0.00	0.00	0.00	17,237.64
642 - NON-CAP FURN, FIXT & EQUP	0.00	0.00	61.60	9,790.49
643 - CAP COMPUTER HARDWARE	0.00	0.00	0.00	1,462.99
644 - NONCAP COMPUTER HARDWARE	0.00	0.00	549.56	16,269.52
692 - NONCAPITALIZED SOFTWARE	0.00	0.00	0.00	7,692.89
730 - DUES AND FEES	0.00	0.00	61.10	990.90
790 - MISCELLANEOUS EXPENSES	0.00	0.00	20.00	756.49
Total 5100 BASIC (K-12)	0.00	0.00	55,805.65	761,975.41
5200 - EXCEPTIONAL				
310 - PROFESSIONAL & TECHNICAL	0.00	0.00	2,173.75	7,856.63
Total 5200 - EXCEPTIONAL	0.00	0.00	2,173.75	7,856.63
6300 - INST & CURR DEV SERVICES				
310 - PROFESSIONAL & TECHNICAL	0.00	0.00	1,300.00	4,800.00
Total 6300 - INST & CURR DEV SERVICES	0.00	0.00	1,300.00	4,800.00
6400 - INSTRUCT STAFF TRAINING				
310 - PROFESSIONAL & TECHNICAL	0.00	0.00	0.00	715.00
330 - TRAVEL	0.00	0.00	0.00	1,879.24
Total 6400 - INSTRUCT STAFF TRAINING	0.00	0.00	0.00	2,594.24
7100 - BOARD				
310 - PROFESSIONAL & TECHNICAL	0.00	0.00	18.50	13,358.42
320 - INSURANCE & BOND PREMIUMS	0.00	0.00	0.00	641.23
790 - MISCELLANEOUS EXPENSES	0.00	0.00	0.00	1,712.00
Total 7100 - BOARD	0.00	0.00	18.50	15,711.65
7300 - SCHOOL ADMINISTRATION				
110 - SALARY - ADMINISTRATOR	0.00	0.00	13,955.72	169,684.01
220 - SOCIAL SECURITY	0.00	0.00	4,657.15	19,338.08
230 - GROUP INSURANCE	0.00	0.00	1,739.59	39,036.02
250 - UNEMPLOYMENT	0.00	0.00	10.50	875.42
310 - PROFESSIONAL & TECHNICAL	0.00	0.00	2,665.00	7,323.56
320-INSURANCE	0.00	0.00	0.00	2,290.50
330 - TRAVEL	0.00	0.00	0.00	491.90
360 - RENTALS	0.00	0.00	412.10	5,956.05
390 - OTHER PURCHASED SERVICES	0.00	0.00	1,116.00	12,626.74
510 - SUPPLIES	0.00	0.00	0.00	3,589.00
730 - DUES & FEES	0.00	0.00	0.00	2,245.38
790 - MISCELLANEOUS EXPENSES	0.00	0.00	911.20	6,254.29
Total 7300 - SCHOOL ADMINISTRATION	0.00	0.00	25,467.26	269,710.95
7400 - FACILITIES ACQ & CONST				

SEBASTIAN CHARTER JUNIOR HIGH
Profit & Loss by Class
June 2013

	CAPITAL PROJECTS FUND		GENERAL FUND	
	Jun 13	Jul '12 - Jun 13	Jun 13	Jul '12 - Jun 13
630 - BUILDINGS AND FIXED EQUIP	356,961.82	1,875,586.49	43.89	974.09
670 - IMPROVE OTHER THAN BLDG	0.00	6,290.00	0.00	0.00
680 - REMODELING & RENOVATIONS	0.00	0.00	855.60	3,971.15
Total 7400 - FACILITIES ACQ & CONST	356,961.82	1,881,876.49	899.49	4,945.24
7500 - FISCAL SERVICES				
310 - PROFESSIONAL & TECHNICAL	0.00	0.00	220.00	10,860.00
730 - DUES AND FEES	0.00	0.00	6.00	378.01
Total 7500 - FISCAL SERVICES	0.00	0.00	226.00	11,238.01
7800 - TRANSPORTATION				
390 - OTHER PURCHASED SERVICES	0.00	0.00	127.35	24,470.75
Total 7800 - TRANSPORTATION	0.00	0.00	127.35	24,470.75
7900 - OPERATION OF PLANT				
320 - INSURANCE & BOND PREMIUMS	0.00	0.00	2,287.18	30,461.12
350 - REPAIRS AND MAINTENANCE	0.00	0.00	75.00	13,277.90
370 - COMMUNICATIONS	0.00	0.00	1,054.35	4,955.62
380 - UTILITIES	0.00	0.00	344.99	3,602.46
430 - ELECTRICITY	0.00	0.00	1,960.13	19,111.92
510 - SUPPLIES	0.00	0.00	0.00	2,552.10
790 - MISCELLANEOUS	0.00	0.00	0.00	110.00
Total 7900 - OPERATION OF PLANT	0.00	0.00	5,721.65	74,071.12
8100 - MAINTENANCE OF PLANT				
350 - REPAIRS AND MAINTENANCE	0.00	0.00	140.00	2,896.05
510 - SUPPLIES	0.00	0.00	0.00	198.90
Total 8100 - MAINTENANCE OF PLANT	0.00	0.00	140.00	3,094.95
9200 - DEBT SERVICE				
720 - INTEREST EXPENSE	5,434.22	27,845.82	0.00	0.00
790 - RETIREMENT OF PRINCIPAL	0.00	2,932.35	0.00	0.00
Total 9200 - DEBT SERVICE	5,434.22	30,778.17	0.00	0.00
Payroll Expenses	0.00	-2,690.00	0.00	2,690.00
Total Expense	362,396.04	1,909,964.66	91,879.65	1,183,158.95
Net Ordinary Income	-357,083.17	-1,318,094.27	-988.37	37,652.77
Other Income/Expense				
Other Income				
3720 - LOAN PROCEEDS	302,432.18	1,458,844.83	0.00	0.00
Total Other Income	302,432.18	1,458,844.83	0.00	0.00

SEBASTIAN CHARTER JUNIOR HIGH
Profit & Loss by Class
June 2013

	CAPITAL PROJECTS FUND		GENERAL FUND	
	Jun 13	Jul '12 - Jun 13	Jun 13	Jul '12 - Jun 13
Net Other Income	302,432.18	1,458,844.83	0.00	0.00
Net Income	-54,650.99	140,750.56	-988.37	37,652.77

SEBASTIAN CHARTER JUNIOR HIGH
Profit & Loss by Class
June 2013

	TOTAL	
	Jun 13	Jul '12 - Jun 13
Ordinary Income/Expense		
Income		
3200 - FEDERAL THRU STATE		
3230 - IDEA FUNDS	0.00	3,884.40
Total 3200 - FEDERAL THRU STATE	0.00	3,884.40
3300 - REVENUE THRU STATE		
3390 - CAPITAL OUTLAY	5,311.00	65,544.00
Total 3300 - REVENUE THRU STATE	5,311.00	65,544.00
3400 - REV FROM LOCAL SOURCES		
3413 - DISTRICT SCHOOL TAX	0.00	325,698.26
3430 - INTEREST-CAPITAL OUTLAY	1.87	51.79
3434 - INTEREST INCOME-DSTP	0.00	154.16
3440 - GIFTS, GRANTS, BEQUESTS	0.00	309,872.18
3490 - MISC LOCAL SOURCES	4,361.00	21,317.42
3495 fundraising activity	0.00	21,347.90
Total 3400 - REV FROM LOCAL SOURCES	4,362.87	678,441.71
IRCSD PASS-THROUGH		
3000 - IRCSD - FUNDING	86,530.28	1,048,345.00
3361 - SCHOOL RECOGNITION	0.00	16,467.00
Total IRCSD PASS-THROUGH	86,530.28	1,064,812.00
Total Income	96,204.15	1,812,682.11
Gross Profit	96,204.15	1,812,682.11
Expense		
5100 BASIC (K-12)		
120 - SALARY-TEACHER	42,663.64	502,675.68
140 - SALARY - SUBSTITUTE TEACH	3,469.55	45,471.06
150 - AIDE	1,300.00	15,600.00
160 - OTHER SUPPORT PERSONNEL	0.00	82.34
220 - SOCIAL SECURITY	1,803.67	37,023.34
230 - GROUP INSURANCE	4,838.44	55,686.89
240 - WORKER'S COMPENSATION	0.00	4,453.00
250 - UNEMPLOYMENT	163.00	14,641.83
310 - PROFESSIONAL & TECHNICAL	0.00	5,403.25
320 - INSURANCE	248.00	2,976.00
350 - REPAIRS & MAINTENANCE	0.00	61.05
360 - RENTALS	259.17	1,946.19
390 - OTHER PURCHASED SERVICES	3.00	1,555.25
510 - SUPPLIES	364.92	20,198.61

SEBASTIAN CHARTER JUNIOR HIGH
Profit & Loss by Class
June 2013

	TOTAL	
	Jun 13	Jul '12 - Jun 13
520 - TEXTBOOKS	0.00	17,237.64
642 - NON-CAP FURN, FIXT & EQUP	61.60	9,790.49
643 - CAP COMPUTER HARDWARE	0.00	1,462.99
644 - NONCAP COMPUTER HARDWARE	549.56	16,269.52
692 - NONCAPITALIZED SOFTWARE	0.00	7,692.89
730 - DUES AND FEES	61.10	990.90
790 - MISCELLANEOUS EXPENSES	20.00	756.49
Total 5100 BASIC (K-12)	55,805.65	761,975.41
5200 - EXCEPTIONAL		
310 - PROFESSIONAL & TECHNICAL	2,173.75	7,856.63
Total 5200 - EXCEPTIONAL	2,173.75	7,856.63
6300 - INST & CURR DEV SERVICES		
310 - PROFESSIONAL & TECHNICAL	1,300.00	4,800.00
Total 6300 - INST & CURR DEV SERVICES	1,300.00	4,800.00
6400 - INSTRUCT STAFF TRAINING		
310 - PROFESSIONAL & TECHNICAL	0.00	715.00
330 - TRAVEL	0.00	1,879.24
Total 6400 - INSTRUCT STAFF TRAINING	0.00	2,594.24
7100 - BOARD		
310 - PROFESSIONAL & TECHNICAL	18.50	13,358.42
320 - INSURANCE & BOND PREMIUMS	0.00	641.23
790 - MISCELLANEOUS EXPENSES	0.00	1,712.00
Total 7100 - BOARD	18.50	15,711.65
7300 - SCHOOL ADMINISTRATION		
110 - SALARY - ADMINISTRATOR	13,955.72	169,684.01
220 - SOCIAL SECURITY	4,657.15	19,338.08
230 - GROUP INSURANCE	1,739.59	39,036.02
250 - UNEMPLOYMENT	10.50	875.42
310 - PROFESSIONAL & TECHNICAL	2,665.00	7,323.56
320-INSURANCE	0.00	2,290.50
330 - TRAVEL	0.00	491.90
360 - RENTALS	412.10	5,956.05
390 - OTHER PURCHASED SERVICES	1,116.00	12,626.74
510 - SUPPLIES	0.00	3,589.00
730 - DUES & FEES	0.00	2,245.38
790 - MISCELLANEOUS EXPENSES	911.20	6,254.29
Total 7300 - SCHOOL ADMINISTRATION	25,467.26	269,710.95
7400 - FACILITIES ACQ & CONST		

SEBASTIAN CHARTER JUNIOR HIGH
Profit & Loss by Class
June 2013

	TOTAL	
	Jun 13	Jul '12 - Jun 13
630 - BUILDINGS AND FIXED EQUIP	357,005.71	1,876,560.58
670 - IMPROVE OTHER THAN BLDG	0.00	6,290.00
680 - REMODELING & RENOVATIONS	855.60	3,971.15
Total 7400 - FACILITIES ACQ & CONST	357,861.31	1,886,821.73
7500 - FISCAL SERVICES		
310 - PROFESSIONAL & TECHNICAL	220.00	10,860.00
730 - DUES AND FEES	6.00	378.01
Total 7500 - FISCAL SERVICES	226.00	11,238.01
7800 - TRANSPORTATION		
390 - OTHER PURCHASED SERVICES	127.35	24,470.75
Total 7800 - TRANSPORTATION	127.35	24,470.75
7900 - OPERATION OF PLANT		
320 - INSURANCE & BOND PREMIUMS	2,287.18	30,461.12
350 - REPAIRS AND MAINTENANCE	75.00	13,277.90
370 - COMMUNICATIONS	1,054.35	4,955.62
380 - UTILITIES	344.99	3,602.46
430 - ELECTRICITY	1,960.13	19,111.92
510 - SUPPLIES	0.00	2,552.10
790 - MISCELLANEOUS	0.00	110.00
Total 7900 - OPERATION OF PLANT	5,721.65	74,071.12
8100 - MAINTENANCE OF PLANT		
350 - REPAIRS AND MAINTENANCE	140.00	2,896.05
510 - SUPPLIES	0.00	198.90
Total 8100 - MAINTENANCE OF PLANT	140.00	3,094.95
9200 - DEBT SERVICE		
720 - INTEREST EXPENSE	5,434.22	27,845.82
790 - RETIREMENT OF PRINCIPAL	0.00	2,932.35
Total 9200 - DEBT SERVICE	5,434.22	30,778.17
Payroll Expenses	0.00	0.00
Total Expense	454,275.69	3,093,123.61
Net Ordinary Income	-358,071.54	-1,280,441.50
Other Income/Expense		
Other Income		
3720 - LOAN PROCEEDS	302,432.18	1,458,844.83
Total Other Income	302,432.18	1,458,844.83

SEBASTIAN CHARTER JUNIOR HIGH
Profit & Loss by Class
June 2013

	TOTAL	
	Jun 13	Jul '12 - Jun 13
Net Other Income	302,432.18	1,458,844.83
Net Income	-55,639.36	178,403.33

SEBASTIAN CHARTER JUNIOR HIGH
Profit & Loss Budget vs. Actual
June 2013

	CAPITAL PROJECTS FUND			
	Jun 13	Budget	$ Over Budget	% of Budget
Ordinary Income/Expense				
Income				
3300 - REVENUE THRU STATE				
3390 - CAPITAL OUTLAY	5,311.00	6,084.92	-773.92	87.28%
Total 3300 - REVENUE THRU STATE	5,311.00	6,084.92	-773.92	87.28%
3400 - REV FROM LOCAL SOURCES				
3430 - INTEREST-CAPITAL OUTLAY	1.87			
3440 - GIFTS, GRANTS, BEQUESTS	0.00			
3490 - MISC LOCAL SOURCES	0.00			
3495 fundraising activity	0.00			
Total 3400 - REV FROM LOCAL SOURCES	1.87			
IRCSD PASS-THROUGH				
3000 - IRCSD - FUNDING	0.00			
Total IRCSD PASS-THROUGH	0.00			
Total Income	5,312.87	6,084.92	-772.05	87.31%
Gross Profit	5,312.87	6,084.92	-772.05	87.31%
Expense				
5100 BASIC (K-12)				
120 - SALARY-TEACHER	0.00			
140 - SALARY - SUBSTITUTE TEACH	0.00			
150 - AIDE	0.00			
160 - OTHER SUPPORT PERSONNEL	0.00			
210 - RETIREMENT	0.00			
220 - SOCIAL SECURITY	0.00			
230 - GROUP INSURANCE	0.00			
240 - WORKER'S COMPENSATION	0.00			
250 - UNEMPLOYMENT	0.00			
310 - PROFESSIONAL & TECHNICAL	0.00			
320 - INSURANCE	0.00			
330 - TRAVEL	0.00			
350 - REPAIRS & MAINTENANCE	0.00			
360 - RENTALS	0.00			
390 - OTHER PURCHASED SERVICES	0.00			
510 - SUPPLIES	0.00			
520 - TEXTBOOKS	0.00			
641 - CAP. FURN. FIX	0.00			
642 - NON-CAP FURN, FIXT & EQUP	0.00			
643 - CAP COMPUTER HARDWARE	0.00			
644 - NONCAP COMPUTER HARDWARE	0.00			

SEBASTIAN CHARTER JUNIOR HIGH
Profit & Loss Budget vs. Actual
June 2013

	CAPITAL PROJECTS FUND			
	Jun 13	Budget	$ Over Budget	% of Budget
691 - CAPITALIZED SOFTWARE	0.00			
692 - NONCAPITALIZED SOFTWARE	0.00			
730 - DUES AND FEES	0.00			
790 - MISCELLANEOUS EXPENSES	0.00			
Total 5100 BASIC (K-12)	0.00			
5200 - EXCEPTIONAL				
120 - SALARY - TEACHER	0.00			
150 - AIDE	0.00			
220 - SOCIAL SECURITY	0.00			
230 - GROUP INSURANCE	0.00			
240 - WORKER'S COMPENSATION	0.00			
250 - UNEMPLOYMENT	0.00			
310 - PROFESSIONAL & TECHNICAL	0.00			
330 - TRAVEL	0.00			
510 - SUPPLIES	0.00			
520-textbooks	0.00			
790 - MISCELLANEOUS	0.00			
Total 5200 - EXCEPTIONAL	0.00			
6300 - INST & CURR DEV SERVICES				
120-salaries	0.00			
220 - SOCIAL SECURITY	0.00			
240 - WORKER'S COMPENSATION	0.00			
250 - UNEMPLOYMENT	0.00			
310 - PROFESSIONAL & TECHNICAL	0.00			
Total 6300 - INST & CURR DEV SERVICES	0.00			
6400 - INSTRUCT STAFF TRAINING				
310 - PROFESSIONAL & TECHNICAL	0.00			
330 - TRAVEL	0.00			
Total 6400 - INSTRUCT STAFF TRAINING	0.00			
7100 - BOARD				
310 - PROFESSIONAL & TECHNICAL	0.00			
320 - INSURANCE & BOND PREMIUMS	0.00			
330 - TRAVEL	0.00			
790 - MISCELLANEOUS EXPENSES	0.00			
Total 7100 - BOARD	0.00			
7300 - SCHOOL ADMINISTRATION				
110 - SALARY - ADMINISTRATOR	0.00			
160 - OTHER SUPPORT PERSONNEL	0.00			
220 - SOCIAL SECURITY	0.00			

SEBASTIAN CHARTER JUNIOR HIGH
Profit & Loss Budget vs. Actual
June 2013

CAPITAL PROJECTS FUND

	Jun 13	Budget	$ Over Budget	% of Budget
230 - GROUP INSURANCE	0.00			
240 - WORKER'S COMPENSATION	0.00			
250 - UNEMPLOYMENT	0.00			
310 - PROFESSIONAL & TECHNICAL	0.00			
320-INSURANCE	0.00			
330 - TRAVEL	0.00			
350 - REPAIRS & MAINTENANCE	0.00			
360 - RENTALS	0.00			
390 - OTHER PURCHASED SERVICES	0.00			
510 - SUPPLIES	0.00			
644 - NON CAP COMPUTER HARDWARE	0.00			
730 - DUES & FEES	0.00			
790 - MISCELLANEOUS EXPENSES	0.00			
Total 7300 - SCHOOL ADMINISTRATION	0.00			
7400 - FACILITIES ACQ & CONST				
630 - BUILDINGS AND FIXED EQUIP	356,961.82	221,040.58	135,921.24	161.49%
670 - IMPROVE OTHER THAN BLDG	0.00	32,591.67	-32,591.67	0.0%
680 - REMODELING & RENOVATIONS	0.00			
Total 7400 - FACILITIES ACQ & CONST	356,961.82	253,632.25	103,329.57	140.74%
7500 - FISCAL SERVICES				
310 - PROFESSIONAL & TECHNICAL	0.00			
692 - NONCAPITALIZED SOFTWARE	0.00			
730 - DUES AND FEES	0.00			
790 - MISCELLANEOUS EXPENSES	0.00			
Total 7500 - FISCAL SERVICES	0.00			
7800 - TRANSPORTATION				
390 - OTHER PURCHASED SERVICES	0.00			
Total 7800 - TRANSPORTATION	0.00			
7900 - OPERATION OF PLANT				
160 - OTHER SUPPORT PERSONNEL	0.00			
320 - INSURANCE & BOND PREMIUMS	0.00			
350 - REPAIRS AND MAINTENANCE	0.00			
370 - COMMUNICATIONS	0.00			
380 - UTILITIES	0.00			
390 - OTHER PURCHASED SERVICES	0.00			
430 - ELECTRICITY	0.00			
510 - SUPPLIES	0.00			
790 - MISCELLANEOUS	0.00			
Total 7900 - OPERATION OF PLANT	0.00			

SEBASTIAN CHARTER JUNIOR HIGH
Profit & Loss Budget vs. Actual
June 2013

	CAPITAL PROJECTS FUND			
	Jun 13	Budget	$ Over Budget	% of Budget
8100 - MAINTENANCE OF PLANT				
350 - REPAIRS AND MAINTENANCE	0.00			
510 - SUPPLIES	0.00			
Total 8100 - MAINTENANCE OF PLANT	0.00			
9200 - DEBT SERVICE				
720 - INTEREST EXPENSE	5,434.22	4,848.25	585.97	112.09%
Total 9200 - DEBT SERVICE	5,434.22	4,848.25	585.97	112.09%
Total Expense	362,396.04	258,480.50	103,915.54	140.2%
Net Ordinary Income	-357,083.17	-252,395.58	-104,687.59	141.48%
Other Income/Expense				
Other Income				
3720 - LOAN PROCEEDS	302,432.18	204,854.83	97,577.35	147.63%
Total Other Income	302,432.18	204,854.83	97,577.35	147.63%
Net Other Income	302,432.18	204,854.83	97,577.35	147.63%
Net Income	**-54,650.99**	**-47,540.75**	**-7,110.24**	**114.96%**

SEBASTIAN CHARTER JUNIOR HIGH
Profit & Loss Budget vs. Actual
June 2013

	GENERAL FUND			
	Jun 13	Budget	$ Over Budget	% of Budget
Ordinary Income/Expense				
Income				
3300 - REVENUE THRU STATE				
3390 - CAPITAL OUTLAY	0.00			
Total 3300 - REVENUE THRU STATE	0.00			
3400 - REV FROM LOCAL SOURCES				
3430 - INTEREST-CAPITAL OUTLAY	0.00			
3440 - GIFTS, GRANTS, BEQUESTS	0.00	9,701.83	-9,701.83	0.0%
3490 - MISC LOCAL SOURCES	4,361.00	833.33	3,527.67	523.32%
3495 fundraising activity	0.00	750.00	-750.00	0.0%
Total 3400 - REV FROM LOCAL SOURCES	4,361.00	11,285.16	-6,924.16	38.64%
IRCSD PASS-THROUGH				
3000 - IRCSD - FUNDING	86,530.28	90,200.42	-3,670.14	95.93%
Total IRCSD PASS-THROUGH	86,530.28	90,200.42	-3,670.14	95.93%
Total Income	90,891.28	101,485.58	-10,594.30	89.56%
Gross Profit	90,891.28	101,485.58	-10,594.30	89.56%
Expense				
5100 BASIC (K-12)				
120 - SALARY-TEACHER	42,663.64	35,581.08	7,082.56	119.91%
140 - SALARY - SUBSTITUTE TEACH	3,469.55	3,916.67	-447.12	88.58%
150 - AIDE	1,300.00	143.00	1,157.00	909.09%
160 - OTHER SUPPORT PERSONNEL	0.00	10.42	-10.42	0.0%
210 - RETIREMENT	0.00	333.33	-333.33	0.0%
220 - SOCIAL SECURITY	1,803.67	3,032.50	-1,228.83	59.48%
230 - GROUP INSURANCE	4,838.44	3,624.67	1,213.77	133.49%
240 - WORKER'S COMPENSATION	0.00	200.58	-200.58	0.0%
250 - UNEMPLOYMENT	163.00	616.67	-453.67	26.43%
310 - PROFESSIONAL & TECHNICAL	0.00	666.67	-666.67	0.0%
320 - INSURANCE	248.00	537.50	-289.50	46.14%
330 - TRAVEL	0.00	83.33	-83.33	0.0%
350 - REPAIRS & MAINTENANCE	0.00	33.33	-33.33	0.0%
360 - RENTALS	259.17			
390 - OTHER PURCHASED SERVICES	3.00	758.33	-755.33	0.4%
510 - SUPPLIES	364.92	2,083.33	-1,718.41	17.52%
520 - TEXTBOOKS	0.00	1,458.33	-1,458.33	0.0%
641 - CAP. FURN. FIX	0.00	333.33	-333.33	0.0%
642 - NON-CAP FURN, FIXT & EQUP	61.60	8,550.00	-8,488.40	0.72%
643 - CAP COMPUTER HARDWARE	0.00	83.33	-83.33	0.0%
644 - NONCAP COMPUTER HARDWARE	549.56	1,000.00	-450.44	54.96%

SEBASTIAN CHARTER JUNIOR HIGH
Profit & Loss Budget vs. Actual
June 2013

	GENERAL FUND			
	Jun 13	Budget	$ Over Budget	% of Budget
691 - CAPITALIZED SOFTWARE	0.00	41.67	-41.67	0.0%
692 - NONCAPITALIZED SOFTWARE	0.00	425.00	-425.00	0.0%
730 - DUES AND FEES	61.10	125.00	-63.90	48.88%
790 - MISCELLANEOUS EXPENSES	20.00	141.67	-121.67	14.12%
Total 5100 BASIC (K-12)	55,805.65	63,779.74	-7,974.09	87.5%
5200 - EXCEPTIONAL				
120 - SALARY - TEACHER	0.00	3,823.83	-3,823.83	0.0%
150 - AIDE	0.00	1,170.00	-1,170.00	0.0%
220 - SOCIAL SECURITY	0.00	382.00	-382.00	0.0%
230 - GROUP INSURANCE	0.00	1,436.75	-1,436.75	0.0%
240 - WORKER'S COMPENSATION	0.00	68.08	-68.08	0.0%
250 - UNEMPLOYMENT	0.00	19.00	-19.00	0.0%
310 - PROFESSIONAL & TECHNICAL	2,173.75	666.67	1,507.08	326.06%
330 - TRAVEL	0.00	8.33	-8.33	0.0%
510 - SUPPLIES	0.00	41.67	-41.67	0.0%
520-textbooks	0.00	8.33	-8.33	0.0%
790 - MISCELLANEOUS	0.00	8.33	-8.33	0.0%
Total 5200 - EXCEPTIONAL	2,173.75	7,632.99	-5,459.24	28.48%
6300 - INST & CURR DEV SERVICES				
120-salaries	0.00	200.00	-200.00	0.0%
220 - SOCIAL SECURITY	0.00	15.33	-15.33	0.0%
240 - WORKER'S COMPENSATION	0.00	2.58	-2.58	0.0%
250 - UNEMPLOYMENT	0.00	3.83	-3.83	0.0%
310 - PROFESSIONAL & TECHNICAL	1,300.00	750.00	550.00	173.33%
Total 6300 - INST & CURR DEV SERVICES	1,300.00	971.74	328.26	133.78%
6400 - INSTRUCT STAFF TRAINING				
310 - PROFESSIONAL & TECHNICAL	0.00	25.00	-25.00	0.0%
330 - TRAVEL	0.00	133.33	-133.33	0.0%
Total 6400 - INSTRUCT STAFF TRAINING	0.00	158.33	-158.33	0.0%
7100 - BOARD				
310 - PROFESSIONAL & TECHNICAL	18.50	1,416.67	-1,398.17	1.31%
320 - INSURANCE & BOND PREMIUMS	0.00	308.33	-308.33	0.0%
330 - TRAVEL	0.00	8.33	-8.33	0.0%
790 - MISCELLANEOUS EXPENSES	0.00	20.83	-20.83	0.0%
Total 7100 - BOARD	18.50	1,754.16	-1,735.66	1.06%
7300 - SCHOOL ADMINISTRATION				
110 - SALARY - ADMINISTRATOR	13,955.72	11,130.75	2,824.97	125.38%
160 - OTHER SUPPORT PERSONNEL	0.00	4,317.08	-4,317.08	0.0%
220 - SOCIAL SECURITY	4,657.15	1,181.75	3,475.40	394.09%

SEBASTIAN CHARTER JUNIOR HIGH
Profit & Loss Budget vs. Actual
June 2013

	GENERAL FUND			
	Jun 13	Budget	$ Over Budget	% of Budget
230 - GROUP INSURANCE	1,739.59	3,431.25	-1,691.66	50.7%
240 - WORKER'S COMPENSATION	0.00	65.42	-65.42	0.0%
250 - UNEMPLOYMENT	10.50	191.67	-181.17	5.48%
310 - PROFESSIONAL & TECHNICAL	2,665.00	75.00	2,590.00	3,553.33%
320-INSURANCE	0.00	69.25	-69.25	0.0%
330 - TRAVEL	0.00	50.00	-50.00	0.0%
350 - REPAIRS & MAINTENANCE	0.00	8.33	-8.33	0.0%
360 - RENTALS	412.10	541.67	-129.57	76.08%
390 - OTHER PURCHASED SERVICES	1,116.00	400.00	716.00	279.0%
510 - SUPPLIES	0.00	458.33	-458.33	0.0%
644 - NON CAP COMPUTER HARDWARE	0.00	41.67	-41.67	0.0%
730 - DUES & FEES	0.00	108.33	-108.33	0.0%
790 - MISCELLANEOUS EXPENSES	911.20	150.00	761.20	607.47%
Total 7300 - SCHOOL ADMINISTRATION	25,467.26	22,220.50	3,246.76	114.61%
7400 - FACILITIES ACQ & CONST				
630 - BUILDINGS AND FIXED EQUIP	43.89			
670 - IMPROVE OTHER THAN BLDG	0.00			
680 - REMODELING & RENOVATIONS	855.60	208.33	647.27	410.7%
Total 7400 - FACILITIES ACQ & CONST	899.49	208.33	691.16	431.76%
7500 - FISCAL SERVICES				
310 - PROFESSIONAL & TECHNICAL	220.00	1,041.67	-821.67	21.12%
692 - NONCAPITALIZED SOFTWARE	0.00	33.42	-33.42	0.0%
730 - DUES AND FEES	6.00	162.50	-156.50	3.69%
790 - MISCELLANEOUS EXPENSES	0.00	8.33	-8.33	0.0%
Total 7500 - FISCAL SERVICES	226.00	1,245.92	-1,019.92	18.14%
7800 - TRANSPORTATION				
390 - OTHER PURCHASED SERVICES	127.35	1,916.67	-1,789.32	6.64%
Total 7800 - TRANSPORTATION	127.35	1,916.67	-1,789.32	6.64%
7900 - OPERATION OF PLANT				
160 - OTHER SUPPORT PERSONNEL	0.00	41.67	-41.67	0.0%
320 - INSURANCE & BOND PREMIUMS	2,287.18	1,958.33	328.85	116.79%
350 - REPAIRS AND MAINTENANCE	75.00	666.67	-591.67	11.25%
370 - COMMUNICATIONS	1,054.35	400.00	654.35	263.59%
380 - UTILITIES	344.99	333.33	11.66	103.5%
390 - OTHER PURCHASED SERVICES	0.00	233.33	-233.33	0.0%
430 - ELECTRICITY	1,960.13	2,083.33	-123.20	94.09%
510 - SUPPLIES	0.00	258.33	-258.33	0.0%
790 - MISCELLANEOUS	0.00	16.67	-16.67	0.0%
Total 7900 - OPERATION OF PLANT	5,721.65	5,991.66	-270.01	95.49%

SEBASTIAN CHARTER JUNIOR HIGH
Profit & Loss Budget vs. Actual
June 2013

	GENERAL FUND			
	Jun 13	Budget	$ Over Budget	% of Budget
8100 - MAINTENANCE OF PLANT				
350 - REPAIRS AND MAINTENANCE	140.00	416.67	-276.67	33.6%
510 - SUPPLIES	0.00	8.33	-8.33	0.0%
Total 8100 - MAINTENANCE OF PLANT	140.00	425.00	-285.00	32.94%
9200 - DEBT SERVICE				
720 - INTEREST EXPENSE	0.00			
Total 9200 - DEBT SERVICE	0.00			
Total Expense	91,879.65	106,305.04	-14,425.39	86.43%
Net Ordinary Income	-988.37	-4,819.46	3,831.09	20.51%
Other Income/Expense				
Other Income				
3720 - LOAN PROCEEDS	0.00			
Total Other Income	0.00			
Net Other Income	0.00			
Net Income	**-988.37**	**-4,819.46**	**3,831.09**	**20.51%**

SEBASTIAN CHARTER JUNIOR HIGH
Profit & Loss Budget vs. Actual
June 2013

	TOTAL			
	Jun 13	Budget	$ Over Budget	% of Budget
Ordinary Income/Expense				
Income				
3300 - REVENUE THRU STATE				
3390 - CAPITAL OUTLAY	5,311.00	6,084.92	-773.92	87.28%
Total 3300 - REVENUE THRU STATE	5,311.00	6,084.92	-773.92	87.28%
3400 - REV FROM LOCAL SOURCES				
3430 - INTEREST-CAPITAL OUTLAY	1.87	0.00	1.87	100.0%
3440 - GIFTS, GRANTS, BEQUESTS	0.00	9,701.83	-9,701.83	0.0%
3490 - MISC LOCAL SOURCES	4,361.00	833.33	3,527.67	523.32%
3495 fundraising activity	0.00	750.00	-750.00	0.0%
Total 3400 - REV FROM LOCAL SOURCES	4,362.87	11,285.16	-6,922.29	38.66%
IRCSD PASS-THROUGH				
3000 - IRCSD - FUNDING	86,530.28	90,200.42	-3,670.14	95.93%
Total IRCSD PASS-THROUGH	86,530.28	90,200.42	-3,670.14	95.93%
Total Income	96,204.15	107,570.50	-11,366.35	89.43%
Gross Profit	96,204.15	107,570.50	-11,366.35	89.43%
Expense				
5100 BASIC (K-12)				
120 - SALARY-TEACHER	42,663.64	35,581.08	7,082.56	119.91%
140 - SALARY - SUBSTITUTE TEACH	3,469.55	3,916.67	-447.12	88.58%
150 - AIDE	1,300.00	143.00	1,157.00	909.09%
160 - OTHER SUPPORT PERSONNEL	0.00	10.42	-10.42	0.0%
210 - RETIREMENT	0.00	333.33	-333.33	0.0%
220 - SOCIAL SECURITY	1,803.67	3,032.50	-1,228.83	59.48%
230 - GROUP INSURANCE	4,838.44	3,624.67	1,213.77	133.49%
240 - WORKER'S COMPENSATION	0.00	200.58	-200.58	0.0%
250 - UNEMPLOYMENT	163.00	616.67	-453.67	26.43%
310 - PROFESSIONAL & TECHNICAL	0.00	666.67	-666.67	0.0%
320 - INSURANCE	248.00	537.50	-289.50	46.14%
330 - TRAVEL	0.00	83.33	-83.33	0.0%
350 - REPAIRS & MAINTENANCE	0.00	33.33	-33.33	0.0%
360 - RENTALS	259.17	0.00	259.17	100.0%
390 - OTHER PURCHASED SERVICES	3.00	758.33	-755.33	0.4%
510 - SUPPLIES	364.92	2,083.33	-1,718.41	17.52%
520 - TEXTBOOKS	0.00	1,458.33	-1,458.33	0.0%
641 - CAP. FURN. FIX	0.00	333.33	-333.33	0.0%
642 - NON-CAP FURN, FIXT & EQUP	61.60	8,550.00	-8,488.40	0.72%
643 - CAP COMPUTER HARDWARE	0.00	83.33	-83.33	0.0%
644 - NONCAP COMPUTER HARDWARE	549.56	1,000.00	-450.44	54.96%

SEBASTIAN CHARTER JUNIOR HIGH
Profit & Loss Budget vs. Actual
June 2013

	TOTAL			
	Jun 13	Budget	$ Over Budget	% of Budget
691 - CAPITALIZED SOFTWARE	0.00	41.67	-41.67	0.0%
692 - NONCAPITALIZED SOFTWARE	0.00	425.00	-425.00	0.0%
730 - DUES AND FEES	61.10	125.00	-63.90	48.88%
790 - MISCELLANEOUS EXPENSES	20.00	141.67	-121.67	14.12%
Total 5100 BASIC (K-12)	55,805.65	63,779.74	-7,974.09	87.5%
5200 - EXCEPTIONAL				
120 - SALARY - TEACHER	0.00	3,823.83	-3,823.83	0.0%
150 - AIDE	0.00	1,170.00	-1,170.00	0.0%
220 - SOCIAL SECURITY	0.00	382.00	-382.00	0.0%
230 - GROUP INSURANCE	0.00	1,436.75	-1,436.75	0.0%
240 - WORKER'S COMPENSATION	0.00	68.08	-68.08	0.0%
250 - UNEMPLOYMENT	0.00	19.00	-19.00	0.0%
310 - PROFESSIONAL & TECHNICAL	2,173.75	666.67	1,507.08	326.06%
330 - TRAVEL	0.00	8.33	-8.33	0.0%
510 - SUPPLIES	0.00	41.67	-41.67	0.0%
520-textbooks	0.00	8.33	-8.33	0.0%
790 - MISCELLANEOUS	0.00	8.33	-8.33	0.0%
Total 5200 - EXCEPTIONAL	2,173.75	7,632.99	-5,459.24	28.48%
6300 - INST & CURR DEV SERVICES				
120-salaries	0.00	200.00	-200.00	0.0%
220 - SOCIAL SECURITY	0.00	15.33	-15.33	0.0%
240 - WORKER'S COMPENSATION	0.00	2.58	-2.58	0.0%
250 - UNEMPLOYMENT	0.00	3.83	-3.83	0.0%
310 - PROFESSIONAL & TECHNICAL	1,300.00	750.00	550.00	173.33%
Total 6300 - INST & CURR DEV SERVICES	1,300.00	971.74	328.26	133.78%
6400 - INSTRUCT STAFF TRAINING				
310 - PROFESSIONAL & TECHNICAL	0.00	25.00	-25.00	0.0%
330 - TRAVEL	0.00	133.33	-133.33	0.0%
Total 6400 - INSTRUCT STAFF TRAINING	0.00	158.33	-158.33	0.0%
7100 - BOARD				
310 - PROFESSIONAL & TECHNICAL	18.50	1,416.67	-1,398.17	1.31%
320 - INSURANCE & BOND PREMIUMS	0.00	308.33	-308.33	0.0%
330 - TRAVEL	0.00	8.33	-8.33	0.0%
790 - MISCELLANEOUS EXPENSES	0.00	20.83	-20.83	0.0%
Total 7100 - BOARD	18.50	1,754.16	-1,735.66	1.06%
7300 - SCHOOL ADMINISTRATION				
110 - SALARY - ADMINISTRATOR	13,955.72	11,130.75	2,824.97	125.38%
160 - OTHER SUPPORT PERSONNEL	0.00	4,317.08	-4,317.08	0.0%
220 - SOCIAL SECURITY	4,657.15	1,181.75	3,475.40	394.09%

SEBASTIAN CHARTER JUNIOR HIGH
Profit & Loss Budget vs. Actual
June 2013

	TOTAL			
	Jun 13	Budget	$ Over Budget	% of Budget
230 - GROUP INSURANCE	1,739.59	3,431.25	-1,691.66	50.7%
240 - WORKER'S COMPENSATION	0.00	65.42	-65.42	0.0%
250 - UNEMPLOYMENT	10.50	191.67	-181.17	5.48%
310 - PROFESSIONAL & TECHNICAL	2,665.00	75.00	2,590.00	3,553.33%
320-INSURANCE	0.00	69.25	-69.25	0.0%
330 - TRAVEL	0.00	50.00	-50.00	0.0%
350 - REPAIRS & MAINTENANCE	0.00	8.33	-8.33	0.0%
360 - RENTALS	412.10	541.67	-129.57	76.08%
390 - OTHER PURCHASED SERVICES	1,116.00	400.00	716.00	279.0%
510 - SUPPLIES	0.00	458.33	-458.33	0.0%
644 - NON CAP COMPUTER HARDWARE	0.00	41.67	-41.67	0.0%
730 - DUES & FEES	0.00	108.33	-108.33	0.0%
790 - MISCELLANEOUS EXPENSES	911.20	150.00	761.20	607.47%
Total 7300 - SCHOOL ADMINISTRATION	25,467.26	22,220.50	3,246.76	114.61%
7400 - FACILITIES ACQ & CONST				
630 - BUILDINGS AND FIXED EQUIP	357,005.71	221,040.58	135,965.13	161.51%
670 - IMPROVE OTHER THAN BLDG	0.00	32,591.67	-32,591.67	0.0%
680 - REMODELING & RENOVATIONS	855.60	208.33	647.27	410.7%
Total 7400 - FACILITIES ACQ & CONST	357,861.31	253,840.58	104,020.73	140.98%
7500 - FISCAL SERVICES				
310 - PROFESSIONAL & TECHNICAL	220.00	1,041.67	-821.67	21.12%
692 - NONCAPITALIZED SOFTWARE	0.00	33.42	-33.42	0.0%
730 - DUES AND FEES	6.00	162.50	-156.50	3.69%
790 - MISCELLANEOUS EXPENSES	0.00	8.33	-8.33	0.0%
Total 7500 - FISCAL SERVICES	226.00	1,245.92	-1,019.92	18.14%
7800 - TRANSPORTATION				
390 - OTHER PURCHASED SERVICES	127.35	1,916.67	-1,789.32	6.64%
Total 7800 - TRANSPORTATION	127.35	1,916.67	-1,789.32	6.64%
7900 - OPERATION OF PLANT				
160 - OTHER SUPPORT PERSONNEL	0.00	41.67	-41.67	0.0%
320 - INSURANCE & BOND PREMIUMS	2,287.18	1,958.33	328.85	116.79%
350 - REPAIRS AND MAINTENANCE	75.00	666.67	-591.67	11.25%
370 - COMMUNICATIONS	1,054.35	400.00	654.35	263.59%
380 - UTILITIES	344.99	333.33	11.66	103.5%
390 - OTHER PURCHASED SERVICES	0.00	233.33	-233.33	0.0%
430 - ELECTRICITY	1,960.13	2,083.33	-123.20	94.09%
510 - SUPPLIES	0.00	258.33	-258.33	0.0%
790 - MISCELLANEOUS	0.00	16.67	-16.67	0.0%
Total 7900 - OPERATION OF PLANT	5,721.65	5,991.66	-270.01	95.49%

SEBASTIAN CHARTER JUNIOR HIGH
Profit & Loss Budget vs. Actual
June 2013

	TOTAL			
	Jun 13	Budget	$ Over Budget	% of Budget
8100 - MAINTENANCE OF PLANT				
350 - REPAIRS AND MAINTENANCE	140.00	416.67	-276.67	33.6%
510 - SUPPLIES	0.00	8.33	-8.33	0.0%
Total 8100 - MAINTENANCE OF PLANT	140.00	425.00	-285.00	32.94%
9200 - DEBT SERVICE				
720 - INTEREST EXPENSE	5,434.22	4,848.25	585.97	112.09%
Total 9200 - DEBT SERVICE	5,434.22	4,848.25	585.97	112.09%
Total Expense	454,275.69	364,785.54	89,490.15	124.53%
Net Ordinary Income	-358,071.54	-257,215.04	-100,856.50	139.21%
Other Income/Expense				
Other Income				
3720 - LOAN PROCEEDS	302,432.18	204,854.83	97,577.35	147.63%
Total Other Income	302,432.18	204,854.83	97,577.35	147.63%
Net Other Income	302,432.18	204,854.83	97,577.35	147.63%
Net Income	**-55,639.36**	**-52,360.21**	**-3,279.15**	**106.26%**

SEBASTIAN CHARTER JUNIOR HIGH
Profit & Loss Budget vs. Actual
July 2012 through June 2013
CAPITAL PROJECTS FUND

	Jul '12 - Jun 13	Budget	$ Over Budget	% of Budget
Ordinary Income/Expense				
Income				
3200 - FEDERAL THRU STATE				
3230 - IDEA FUNDS	0.00			
Total 3200 - FEDERAL THRU STATE	0.00			
3300 - REVENUE THRU STATE				
3390 - CAPITAL OUTLAY	65,544.00	73,019.00	-7,475.00	89.76%
Total 3300 - REVENUE THRU STATE	65,544.00	73,019.00	-7,475.00	89.76%
3400 - REV FROM LOCAL SOURCES				
3413 - DISTRICT SCHOOL TAX	325,698.26	328,002.00	-2,303.74	99.3%
3430 - INTEREST-CAPITAL OUTLAY	51.79			
3434 - INTEREST INCOME-DSTP	154.16			
3440 - GIFTS, GRANTS, BEQUESTS	200,422.18			
3490 - MISC LOCAL SOURCES	0.00			
3495 fundraising activity	0.00			
Total 3400 - REV FROM LOCAL SOURCES	526,326.39	328,002.00	198,324.39	160.46%
IRCSD PASS-THROUGH				
3000 - IRCSD - FUNDING	0.00			
3361 - SCHOOL RECOGNITION	0.00			
Total IRCSD PASS-THROUGH	0.00			
Total Income	591,870.39	401,021.00	190,849.39	147.59%
Gross Profit	591,870.39	401,021.00	190,849.39	147.59%
Expense				
5100 BASIC (K-12)				
120 - SALARY-TEACHER	0.00			
140 - SALARY - SUBSTITUTE TEACH	0.00			
150 - AIDE	0.00			
160 - OTHER SUPPORT PERSONNEL	0.00			
210 - RETIREMENT	0.00			
220 - SOCIAL SECURITY	0.00			
230 - GROUP INSURANCE	0.00			
240 - WORKER'S COMPENSATION	0.00			
250 - UNEMPLOYMENT	0.00			
310 - PROFESSIONAL & TECHNICAL	0.00			
320 - INSURANCE	0.00			
330 - TRAVEL	0.00			
350 - REPAIRS & MAINTENANCE	0.00			
360 - RENTALS	0.00			

SEBASTIAN CHARTER JUNIOR HIGH
Profit & Loss Budget vs. Actual
July 2012 through June 2013
CAPITAL PROJECTS FUND

	Jul '12 - Jun 13	Budget	$ Over Budget	% of Budget
390 - OTHER PURCHASED SERVICES	0.00			
510 - SUPPLIES	0.00			
520 - TEXTBOOKS	0.00			
641 - CAP. FURN. FIX	0.00			
642 - NON-CAP FURN, FIXT & EQUP	0.00			
643 - CAP COMPUTER HARDWARE	0.00			
644 - NONCAP COMPUTER HARDWARE	0.00			
691 - CAPITALIZED SOFTWARE	0.00			
692 - NONCAPITALIZED SOFTWARE	0.00			
730 - DUES AND FEES	0.00			
790 - MISCELLANEOUS EXPENSES	0.00			
Total 5100 BASIC (K-12)	0.00			
5200 - EXCEPTIONAL				
120 - SALARY - TEACHER	0.00			
150 - AIDE	0.00			
220 - SOCIAL SECURITY	0.00			
230 - GROUP INSURANCE	0.00			
240 - WORKER'S COMPENSATION	0.00			
250 - UNEMPLOYMENT	0.00			
310 - PROFESSIONAL & TECHNICAL	0.00			
330 - TRAVEL	0.00			
510 - SUPPLIES	0.00			
520-textbooks	0.00			
790 - MISCELLANEOUS	0.00			
Total 5200 - EXCEPTIONAL	0.00			
6300 - INST & CURR DEV SERVICES				
120-salaries	0.00			
220 - SOCIAL SECURITY	0.00			
240 - WORKER'S COMPENSATION	0.00			
250 - UNEMPLOYMENT	0.00			
310 - PROFESSIONAL & TECHNICAL	0.00			
Total 6300 - INST & CURR DEV SERVICES	0.00			
6400 - INSTRUCT STAFF TRAINING				
310 - PROFESSIONAL & TECHNICAL	0.00			
330 - TRAVEL	0.00			
Total 6400 - INSTRUCT STAFF TRAINING	0.00			
7100 - BOARD				
310 - PROFESSIONAL & TECHNICAL	0.00			
320 - INSURANCE & BOND PREMIUMS	0.00			
330 - TRAVEL	0.00			

SEBASTIAN CHARTER JUNIOR HIGH
Profit & Loss Budget vs. Actual
July 2012 through June 2013
CAPITAL PROJECTS FUND

	Jul '12 - Jun 13	Budget	$ Over Budget	% of Budget
790 - MISCELLANEOUS EXPENSES	0.00			
Total 7100 - BOARD	0.00			
7300 - SCHOOL ADMINISTRATION				
110 - SALARY - ADMINISTRATOR	0.00			
160 - OTHER SUPPORT PERSONNEL	0.00			
220 - SOCIAL SECURITY	0.00			
230 - GROUP INSURANCE	0.00			
240 - WORKER'S COMPENSATION	0.00			
250 - UNEMPLOYMENT	0.00			
310 - PROFESSIONAL & TECHNICAL	0.00			
320-INSURANCE	0.00			
330 - TRAVEL	0.00			
350 - REPAIRS & MAINTENANCE	0.00			
360 - RENTALS	0.00			
390 - OTHER PURCHASED SERVICES	0.00			
510 - SUPPLIES	0.00			
641 - CAP. FURN. FIX.	0.00			
644 - NON CAP COMPUTER HARDWARE	0.00			
730 - DUES & FEES	0.00			
790 - MISCELLANEOUS EXPENSES	0.00			
Total 7300 - SCHOOL ADMINISTRATION	0.00			
7400 - FACILITIES ACQ & CONST				
630 - BUILDINGS AND FIXED EQUIP	1,875,586.49	2,652,487.00	-776,900.51	70.71%
670 - IMPROVE OTHER THAN BLDG	6,290.00	391,100.00	-384,810.00	1.61%
680 - REMODELING & RENOVATIONS	0.00			
Total 7400 - FACILITIES ACQ & CONST	1,881,876.49	3,043,587.00	-1,161,710.51	61.83%
7500 - FISCAL SERVICES				
310 - PROFESSIONAL & TECHNICAL	0.00			
692 - NONCAPITALIZED SOFTWARE	0.00			
730 - DUES AND FEES	0.00			
790 - MISCELLANEOUS EXPENSES	0.00			
Total 7500 - FISCAL SERVICES	0.00			
7800 - TRANSPORTATION				
390 - OTHER PURCHASED SERVICES	0.00			
Total 7800 - TRANSPORTATION	0.00			
7900 - OPERATION OF PLANT				
160 - OTHER SUPPORT PERSONNEL	0.00			
320 - INSURANCE & BOND PREMIUMS	0.00			
350 - REPAIRS AND MAINTENANCE	0.00			

SEBASTIAN CHARTER JUNIOR HIGH
Profit & Loss Budget vs. Actual
July 2012 through June 2013
CAPITAL PROJECTS FUND

	Jul '12 - Jun 13	Budget	$ Over Budget	% of Budget
370 - COMMUNICATIONS	0.00			
380 - UTILITIES	0.00			
390 - OTHER PURCHASED SERVICES	0.00			
430 - ELECTRICITY	0.00			
510 - SUPPLIES	0.00			
790 - MISCELLANEOUS	0.00			
Total 7900 - OPERATION OF PLANT	0.00			
8100 - MAINTENANCE OF PLANT				
350 - REPAIRS AND MAINTENANCE	0.00			
510 - SUPPLIES	0.00			
Total 8100 - MAINTENANCE OF PLANT	0.00			
9200 - DEBT SERVICE				
720 - INTEREST EXPENSE	27,845.82	58,179.00	-30,333.18	47.86%
790 - RETIREMENT OF PRINCIPAL	2,932.35			
Total 9200 - DEBT SERVICE	30,778.17	58,179.00	-27,400.83	52.9%
Payroll Expenses	-2,690.00			
Total Expense	1,909,964.66	3,101,766.00	-1,191,801.34	61.58%
Net Ordinary Income	-1,318,094.27	-2,700,745.00	1,382,650.73	48.81%
Other Income/Expense				
Other Income				
3720 - LOAN PROCEEDS	1,458,844.83	2,458,258.00	-999,413.17	59.35%
Total Other Income	1,458,844.83	2,458,258.00	-999,413.17	59.35%
Net Other Income	1,458,844.83	2,458,258.00	-999,413.17	59.35%
Net Income	**140,750.56**	**-242,487.00**	**383,237.56**	**-58.05%**

SEBASTIAN CHARTER JUNIOR HIGH
Profit & Loss Budget vs. Actual
July 2012 through June 2013

GENERAL FUND

	Jul '12 - Jun 13	Budget	$ Over Budget	% of Budget
Ordinary Income/Expense				
Income				
3200 - FEDERAL THRU STATE				
3230 - IDEA FUNDS	3,884.40			
Total 3200 - FEDERAL THRU STATE	3,884.40			
3300 - REVENUE THRU STATE				
3390 - CAPITAL OUTLAY	0.00			
Total 3300 - REVENUE THRU STATE	0.00			
3400 - REV FROM LOCAL SOURCES				
3413 - DISTRICT SCHOOL TAX	0.00			
3430 - INTEREST-CAPITAL OUTLAY	0.00			
3434 - INTEREST INCOME-DSTP	0.00			
3440 - GIFTS, GRANTS, BEQUESTS	109,450.00	316,422.00	-206,972.00	34.59%
3490 - MISC LOCAL SOURCES	21,317.42	10,000.00	11,317.42	213.17%
3495 fundraising activity	21,347.90	9,000.00	12,347.90	237.2%
Total 3400 - REV FROM LOCAL SOURCES	152,115.32	335,422.00	-183,306.68	45.35%
IRCSD PASS-THROUGH				
3000 - IRCSD - FUNDING	1,048,345.00	1,082,405.00	-34,060.00	96.85%
3361 - SCHOOL RECOGNITION	16,467.00			
Total IRCSD PASS-THROUGH	1,064,812.00	1,082,405.00	-17,593.00	98.38%
Total Income	1,220,811.72	1,417,827.00	-197,015.28	86.1%
Gross Profit	1,220,811.72	1,417,827.00	-197,015.28	86.1%
Expense				
5100 BASIC (K-12)				
120 - SALARY-TEACHER	502,675.68	426,973.00	75,702.68	117.73%
140 - SALARY - SUBSTITUTE TEACH	45,471.06	47,000.00	-1,528.94	96.75%
150 - AIDE	15,600.00	1,716.00	13,884.00	909.09%
160 - OTHER SUPPORT PERSONNEL	82.34	125.00	-42.66	65.87%
210 - RETIREMENT	0.00	4,000.00	-4,000.00	0.0%
220 - SOCIAL SECURITY	37,023.34	36,390.00	633.34	101.74%
230 - GROUP INSURANCE	55,686.89	43,496.00	12,190.89	128.03%
240 - WORKER'S COMPENSATION	4,453.00	2,407.00	2,046.00	185.0%
250 - UNEMPLOYMENT	14,641.83	7,400.00	7,241.83	197.86%
310 - PROFESSIONAL & TECHNICAL	5,403.25	8,000.00	-2,596.75	67.54%
320 - INSURANCE	2,976.00	6,450.00	-3,474.00	46.14%
330 - TRAVEL	0.00	1,000.00	-1,000.00	0.0%
350 - REPAIRS & MAINTENANCE	61.05	400.00	-338.95	15.26%
360 - RENTALS	1,946.19			

SEBASTIAN CHARTER JUNIOR HIGH
Profit & Loss Budget vs. Actual
July 2012 through June 2013

GENERAL FUND

	Jul '12 - Jun 13	Budget	$ Over Budget	% of Budget
390 - OTHER PURCHASED SERVICES	1,555.25	9,100.00	-7,544.75	17.09%
510 - SUPPLIES	20,198.61	25,000.00	-4,801.39	80.79%
520 - TEXTBOOKS	17,237.64	17,500.00	-262.36	98.5%
641 - CAP. FURN. FIX	0.00	4,000.00	-4,000.00	0.0%
642 - NON-CAP FURN, FIXT & EQUP	9,790.49	102,600.00	-92,809.51	9.54%
643 - CAP COMPUTER HARDWARE	1,462.99	1,000.00	462.99	146.3%
644 - NONCAP COMPUTER HARDWARE	16,269.52	12,000.00	4,269.52	135.58%
691 - CAPITALIZED SOFTWARE	0.00	500.00	-500.00	0.0%
692 - NONCAPITALIZED SOFTWARE	7,692.89	5,100.00	2,592.89	150.84%
730 - DUES AND FEES	990.90	1,500.00	-509.10	66.06%
790 - MISCELLANEOUS EXPENSES	756.49	1,700.00	-943.51	44.5%
Total 5100 BASIC (K-12)	761,975.41	765,357.00	-3,381.59	99.56%
5200 - EXCEPTIONAL				
120 - SALARY - TEACHER	0.00	45,886.00	-45,886.00	0.0%
150 - AIDE	0.00	14,040.00	-14,040.00	0.0%
220 - SOCIAL SECURITY	0.00	4,584.00	-4,584.00	0.0%
230 - GROUP INSURANCE	0.00	17,241.00	-17,241.00	0.0%
240 - WORKER'S COMPENSATION	0.00	817.00	-817.00	0.0%
250 - UNEMPLOYMENT	0.00	228.00	-228.00	0.0%
310 - PROFESSIONAL & TECHNICAL	7,856.63	8,000.00	-143.37	98.21%
330 - TRAVEL	0.00	100.00	-100.00	0.0%
510 - SUPPLIES	0.00	500.00	-500.00	0.0%
520-textbooks	0.00	100.00	-100.00	0.0%
790 - MISCELLANEOUS	0.00	100.00	-100.00	0.0%
Total 5200 - EXCEPTIONAL	7,856.63	91,596.00	-83,739.37	8.58%
6300 - INST & CURR DEV SERVICES				
120-salaries	0.00	2,400.00	-2,400.00	0.0%
220 - SOCIAL SECURITY	0.00	184.00	-184.00	0.0%
240 - WORKER'S COMPENSATION	0.00	31.00	-31.00	0.0%
250 - UNEMPLOYMENT	0.00	46.00	-46.00	0.0%
310 - PROFESSIONAL & TECHNICAL	4,800.00	9,000.00	-4,200.00	53.33%
Total 6300 - INST & CURR DEV SERVICES	4,800.00	11,661.00	-6,861.00	41.16%
6400 - INSTRUCT STAFF TRAINING				
310 - PROFESSIONAL & TECHNICAL	715.00	300.00	415.00	238.33%
330 - TRAVEL	1,879.24	1,600.00	279.24	117.45%
Total 6400 - INSTRUCT STAFF TRAINING	2,594.24	1,900.00	694.24	136.54%
7100 - BOARD				
310 - PROFESSIONAL & TECHNICAL	13,358.42	17,000.00	-3,641.58	78.58%
320 - INSURANCE & BOND PREMIUMS	641.23	3,700.00	-3,058.77	17.33%
330 - TRAVEL	0.00	100.00	-100.00	0.0%

SEBASTIAN CHARTER JUNIOR HIGH
Profit & Loss Budget vs. Actual
July 2012 through June 2013
GENERAL FUND

	Jul '12 - Jun 13	Budget	$ Over Budget	% of Budget
790 - MISCELLANEOUS EXPENSES	1,712.00	250.00	1,462.00	684.8%
Total 7100 - BOARD	15,711.65	21,050.00	-5,338.35	74.64%
7300 - SCHOOL ADMINISTRATION				
110 - SALARY - ADMINISTRATOR	169,684.01	133,569.00	36,115.01	127.04%
160 - OTHER SUPPORT PERSONNEL	0.00	51,805.00	-51,805.00	0.0%
220 - SOCIAL SECURITY	19,338.08	14,181.00	5,157.08	136.37%
230 - GROUP INSURANCE	39,036.02	41,175.00	-2,138.98	94.81%
240 - WORKER'S COMPENSATION	0.00	785.00	-785.00	0.0%
250 - UNEMPLOYMENT	875.42	2,300.00	-1,424.58	38.06%
310 - PROFESSIONAL & TECHNICAL	7,323.56	900.00	6,423.56	813.73%
320-INSURANCE	2,290.50	831.00	1,459.50	275.63%
330 - TRAVEL	491.90	600.00	-108.10	81.98%
350 - REPAIRS & MAINTENANCE	0.00	100.00	-100.00	0.0%
360 - RENTALS	5,956.05	6,500.00	-543.95	91.63%
390 - OTHER PURCHASED SERVICES	12,626.74	4,800.00	7,826.74	263.06%
510 - SUPPLIES	3,589.00	5,500.00	-1,911.00	65.26%
641 - CAP. FURN. FIX.	0.00	1.00	-1.00	0.0%
644 - NON CAP COMPUTER HARDWARE	0.00	500.00	-500.00	0.0%
730 - DUES & FEES	2,245.38	1,300.00	945.38	172.72%
790 - MISCELLANEOUS EXPENSES	6,254.29	1,800.00	4,454.29	347.46%
Total 7300 - SCHOOL ADMINISTRATION	269,710.95	266,647.00	3,063.95	101.15%
7400 - FACILITIES ACQ & CONST				
630 - BUILDINGS AND FIXED EQUIP	974.09			
670 - IMPROVE OTHER THAN BLDG	0.00			
680 - REMODELING & RENOVATIONS	3,971.15	2,500.00	1,471.15	158.85%
Total 7400 - FACILITIES ACQ & CONST	4,945.24	2,500.00	2,445.24	197.81%
7500 - FISCAL SERVICES				
310 - PROFESSIONAL & TECHNICAL	10,860.00	12,500.00	-1,640.00	86.88%
692 - NONCAPITALIZED SOFTWARE	0.00	401.00	-401.00	0.0%
730 - DUES AND FEES	378.01	1,950.00	-1,571.99	19.39%
790 - MISCELLANEOUS EXPENSES	0.00	100.00	-100.00	0.0%
Total 7500 - FISCAL SERVICES	11,238.01	14,951.00	-3,712.99	75.17%
7800 - TRANSPORTATION				
390 - OTHER PURCHASED SERVICES	24,470.75	23,000.00	1,470.75	106.4%
Total 7800 - TRANSPORTATION	24,470.75	23,000.00	1,470.75	106.4%
7900 - OPERATION OF PLANT				
160 - OTHER SUPPORT PERSONNEL	0.00	500.00	-500.00	0.0%
320 - INSURANCE & BOND PREMIUMS	30,461.12	23,500.00	6,961.12	129.62%
350 - REPAIRS AND MAINTENANCE	13,277.90	8,000.00	5,277.90	165.97%

SEBASTIAN CHARTER JUNIOR HIGH
Profit & Loss Budget vs. Actual
July 2012 through June 2013

GENERAL FUND

	Jul '12 - Jun 13	Budget	$ Over Budget	% of Budget
370 - COMMUNICATIONS	4,955.62	4,800.00	155.62	103.24%
380 - UTILITIES	3,602.46	4,000.00	-397.54	90.06%
390 - OTHER PURCHASED SERVICES	0.00	2,800.00	-2,800.00	0.0%
430 - ELECTRICITY	19,111.92	25,000.00	-5,888.08	76.45%
510 - SUPPLIES	2,552.10	3,100.00	-547.90	82.33%
790 - MISCELLANEOUS	110.00	200.00	-90.00	55.0%
Total 7900 - OPERATION OF PLANT	74,071.12	71,900.00	2,171.12	103.02%
8100 - MAINTENANCE OF PLANT				
350 - REPAIRS AND MAINTENANCE	2,896.05	5,000.00	-2,103.95	57.92%
510 - SUPPLIES	198.90	100.00	98.90	198.9%
Total 8100 - MAINTENANCE OF PLANT	3,094.95	5,100.00	-2,005.05	60.69%
9200 - DEBT SERVICE				
720 - INTEREST EXPENSE	0.00			
790 - RETIREMENT OF PRINCIPAL	0.00			
Total 9200 - DEBT SERVICE	0.00			
Payroll Expenses	2,690.00			
Total Expense	1,183,158.95	1,275,662.00	-92,503.05	92.75%
Net Ordinary Income	37,652.77	142,165.00	-104,512.23	26.49%
Other Income/Expense				
Other Income				
3720 - LOAN PROCEEDS	0.00			
Total Other Income	0.00			
Net Other Income	0.00			
Net Income	**37,652.77**	**142,165.00**	**-104,512.23**	**26.49%**

SEBASTIAN CHARTER JUNIOR HIGH
Profit & Loss Budget vs. Actual
July 2012 through June 2013

	TOTAL			
	Jul '12 - Jun 13	Budget	$ Over Budget	% of Budget
Ordinary Income/Expense				
Income				
3200 - FEDERAL THRU STATE				
3230 - IDEA FUNDS	3,884.40	0.00	3,884.40	100.0%
Total 3200 - FEDERAL THRU STATE	3,884.40	0.00	3,884.40	100.0%
3300 - REVENUE THRU STATE				
3390 - CAPITAL OUTLAY	65,544.00	73,019.00	-7,475.00	89.76%
Total 3300 - REVENUE THRU STATE	65,544.00	73,019.00	-7,475.00	89.76%
3400 - REV FROM LOCAL SOURCES				
3413 - DISTRICT SCHOOL TAX	325,698.26	328,002.00	-2,303.74	99.3%
3430 - INTEREST-CAPITAL OUTLAY	51.79	0.00	51.79	100.0%
3434 - INTEREST INCOME-DSTP	154.16	0.00	154.16	100.0%
3440 - GIFTS, GRANTS, BEQUESTS	309,872.18	316,422.00	-6,549.82	97.93%
3490 - MISC LOCAL SOURCES	21,317.42	10,000.00	11,317.42	213.17%
3495 fundraising activity	21,347.90	9,000.00	12,347.90	237.2%
Total 3400 - REV FROM LOCAL SOURCES	678,441.71	663,424.00	15,017.71	102.26%
IRCSD PASS-THROUGH				
3000 - IRCSD - FUNDING	1,048,345.00	1,082,405.00	-34,060.00	96.85%
3361 - SCHOOL RECOGNITION	16,467.00	0.00	16,467.00	100.0%
Total IRCSD PASS-THROUGH	1,064,812.00	1,082,405.00	-17,593.00	98.38%
Total Income	1,812,682.11	1,818,848.00	-6,165.89	99.66%
Gross Profit	1,812,682.11	1,818,848.00	-6,165.89	99.66%
Expense				
5100 BASIC (K-12)				
120 - SALARY-TEACHER	502,675.68	426,973.00	75,702.68	117.73%
140 - SALARY - SUBSTITUTE TEACH	45,471.06	47,000.00	-1,528.94	96.75%
150 - AIDE	15,600.00	1,716.00	13,884.00	909.09%
160 - OTHER SUPPORT PERSONNEL	82.34	125.00	-42.66	65.87%
210 - RETIREMENT	0.00	4,000.00	-4,000.00	0.0%
220 - SOCIAL SECURITY	37,023.34	36,390.00	633.34	101.74%
230 - GROUP INSURANCE	55,686.89	43,496.00	12,190.89	128.03%
240 - WORKER'S COMPENSATION	4,453.00	2,407.00	2,046.00	185.0%
250 - UNEMPLOYMENT	14,641.83	7,400.00	7,241.83	197.86%
310 - PROFESSIONAL & TECHNICAL	5,403.25	8,000.00	-2,596.75	67.54%
320 - INSURANCE	2,976.00	6,450.00	-3,474.00	46.14%
330 - TRAVEL	0.00	1,000.00	-1,000.00	0.0%
350 - REPAIRS & MAINTENANCE	61.05	400.00	-338.95	15.26%
360 - RENTALS	1,946.19	0.00	1,946.19	100.0%

SEBASTIAN CHARTER JUNIOR HIGH
Profit & Loss Budget vs. Actual
July 2012 through June 2013

	TOTAL			
	Jul '12 - Jun 13	Budget	$ Over Budget	% of Budget
390 - OTHER PURCHASED SERVICES	1,555.25	9,100.00	-7,544.75	17.09%
510 - SUPPLIES	20,198.61	25,000.00	-4,801.39	80.79%
520 - TEXTBOOKS	17,237.64	17,500.00	-262.36	98.5%
641 - CAP. FURN. FIX	0.00	4,000.00	-4,000.00	0.0%
642 - NON-CAP FURN, FIXT & EQUP	9,790.49	102,600.00	-92,809.51	9.54%
643 - CAP COMPUTER HARDWARE	1,462.99	1,000.00	462.99	146.3%
644 - NONCAP COMPUTER HARDWARE	16,269.52	12,000.00	4,269.52	135.58%
691 - CAPITALIZED SOFTWARE	0.00	500.00	-500.00	0.0%
692 - NONCAPITALIZED SOFTWARE	7,692.89	5,100.00	2,592.89	150.84%
730 - DUES AND FEES	990.90	1,500.00	-509.10	66.06%
790 - MISCELLANEOUS EXPENSES	756.49	1,700.00	-943.51	44.5%
Total 5100 BASIC (K-12)	761,975.41	765,357.00	-3,381.59	99.56%
5200 - EXCEPTIONAL				
120 - SALARY - TEACHER	0.00	45,886.00	-45,886.00	0.0%
150 - AIDE	0.00	14,040.00	-14,040.00	0.0%
220 - SOCIAL SECURITY	0.00	4,584.00	-4,584.00	0.0%
230 - GROUP INSURANCE	0.00	17,241.00	-17,241.00	0.0%
240 - WORKER'S COMPENSATION	0.00	817.00	-817.00	0.0%
250 - UNEMPLOYMENT	0.00	228.00	-228.00	0.0%
310 - PROFESSIONAL & TECHNICAL	7,856.63	8,000.00	-143.37	98.21%
330 - TRAVEL	0.00	100.00	-100.00	0.0%
510 - SUPPLIES	0.00	500.00	-500.00	0.0%
520-textbooks	0.00	100.00	-100.00	0.0%
790 - MISCELLANEOUS	0.00	100.00	-100.00	0.0%
Total 5200 - EXCEPTIONAL	7,856.63	91,596.00	-83,739.37	8.58%
6300 - INST & CURR DEV SERVICES				
120-salaries	0.00	2,400.00	-2,400.00	0.0%
220 - SOCIAL SECURITY	0.00	184.00	-184.00	0.0%
240 - WORKER'S COMPENSATION	0.00	31.00	-31.00	0.0%
250 - UNEMPLOYMENT	0.00	46.00	-46.00	0.0%
310 - PROFESSIONAL & TECHNICAL	4,800.00	9,000.00	-4,200.00	53.33%
Total 6300 - INST & CURR DEV SERVICES	4,800.00	11,661.00	-6,861.00	41.16%
6400 - INSTRUCT STAFF TRAINING				
310 - PROFESSIONAL & TECHNICAL	715.00	300.00	415.00	238.33%
330 - TRAVEL	1,879.24	1,600.00	279.24	117.45%
Total 6400 - INSTRUCT STAFF TRAINING	2,594.24	1,900.00	694.24	136.54%
7100 - BOARD				
310 - PROFESSIONAL & TECHNICAL	13,358.42	17,000.00	-3,641.58	78.58%
320 - INSURANCE & BOND PREMIUMS	641.23	3,700.00	-3,058.77	17.33%
330 - TRAVEL	0.00	100.00	-100.00	0.0%

SEBASTIAN CHARTER JUNIOR HIGH
Profit & Loss Budget vs. Actual
July 2012 through June 2013

	TOTAL			
	Jul '12 - Jun 13	Budget	$ Over Budget	% of Budget
790 - MISCELLANEOUS EXPENSES	1,712.00	250.00	1,462.00	684.8%
Total 7100 - BOARD	15,711.65	21,050.00	-5,338.35	74.64%
7300 - SCHOOL ADMINISTRATION				
110 - SALARY - ADMINISTRATOR	169,684.01	133,569.00	36,115.01	127.04%
160 - OTHER SUPPORT PERSONNEL	0.00	51,805.00	-51,805.00	0.0%
220 - SOCIAL SECURITY	19,338.08	14,181.00	5,157.08	136.37%
230 - GROUP INSURANCE	39,036.02	41,175.00	-2,138.98	94.81%
240 - WORKER'S COMPENSATION	0.00	785.00	-785.00	0.0%
250 - UNEMPLOYMENT	875.42	2,300.00	-1,424.58	38.06%
310 - PROFESSIONAL & TECHNICAL	7,323.56	900.00	6,423.56	813.73%
320-INSURANCE	2,290.50	831.00	1,459.50	275.63%
330 - TRAVEL	491.90	600.00	-108.10	81.98%
350 - REPAIRS & MAINTENANCE	0.00	100.00	-100.00	0.0%
360 - RENTALS	5,956.05	6,500.00	-543.95	91.63%
390 - OTHER PURCHASED SERVICES	12,626.74	4,800.00	7,826.74	263.06%
510 - SUPPLIES	3,589.00	5,500.00	-1,911.00	65.26%
641 - CAP. FURN. FIX.	0.00	1.00	-1.00	0.0%
644 - NON CAP COMPUTER HARDWARE	0.00	500.00	-500.00	0.0%
730 - DUES & FEES	2,245.38	1,300.00	945.38	172.72%
790 - MISCELLANEOUS EXPENSES	6,254.29	1,800.00	4,454.29	347.46%
Total 7300 - SCHOOL ADMINISTRATION	269,710.95	266,647.00	3,063.95	101.15%
7400 - FACILITIES ACQ & CONST				
630 - BUILDINGS AND FIXED EQUIP	1,876,560.58	2,652,487.00	-775,926.42	70.75%
670 - IMPROVE OTHER THAN BLDG	6,290.00	391,100.00	-384,810.00	1.61%
680 - REMODELING & RENOVATIONS	3,971.15	2,500.00	1,471.15	158.85%
Total 7400 - FACILITIES ACQ & CONST	1,886,821.73	3,046,087.00	-1,159,265.27	61.94%
7500 - FISCAL SERVICES				
310 - PROFESSIONAL & TECHNICAL	10,860.00	12,500.00	-1,640.00	86.88%
692 - NONCAPITALIZED SOFTWARE	0.00	401.00	-401.00	0.0%
730 - DUES AND FEES	378.01	1,950.00	-1,571.99	19.39%
790 - MISCELLANEOUS EXPENSES	0.00	100.00	-100.00	0.0%
Total 7500 - FISCAL SERVICES	11,238.01	14,951.00	-3,712.99	75.17%
7800 - TRANSPORTATION				
390 - OTHER PURCHASED SERVICES	24,470.75	23,000.00	1,470.75	106.4%
Total 7800 - TRANSPORTATION	24,470.75	23,000.00	1,470.75	106.4%
7900 - OPERATION OF PLANT				
160 - OTHER SUPPORT PERSONNEL	0.00	500.00	-500.00	0.0%
320 - INSURANCE & BOND PREMIUMS	30,461.12	23,500.00	6,961.12	129.62%
350 - REPAIRS AND MAINTENANCE	13,277.90	8,000.00	5,277.90	165.97%

SEBASTIAN CHARTER JUNIOR HIGH
Profit & Loss Budget vs. Actual
July 2012 through June 2013

	TOTAL			
	Jul '12 - Jun 13	Budget	$ Over Budget	% of Budget
370 - COMMUNICATIONS	4,955.62	4,800.00	155.62	103.24%
380 - UTILITIES	3,602.46	4,000.00	-397.54	90.06%
390 - OTHER PURCHASED SERVICES	0.00	2,800.00	-2,800.00	0.0%
430 - ELECTRICITY	19,111.92	25,000.00	-5,888.08	76.45%
510 - SUPPLIES	2,552.10	3,100.00	-547.90	82.33%
790 - MISCELLANEOUS	110.00	200.00	-90.00	55.0%
Total 7900 - OPERATION OF PLANT	74,071.12	71,900.00	2,171.12	103.02%
8100 - MAINTENANCE OF PLANT				
350 - REPAIRS AND MAINTENANCE	2,896.05	5,000.00	-2,103.95	57.92%
510 - SUPPLIES	198.90	100.00	98.90	198.9%
Total 8100 - MAINTENANCE OF PLANT	3,094.95	5,100.00	-2,005.05	60.69%
9200 - DEBT SERVICE				
720 - INTEREST EXPENSE	27,845.82	58,179.00	-30,333.18	47.86%
790 - RETIREMENT OF PRINCIPAL	2,932.35	0.00	2,932.35	100.0%
Total 9200 - DEBT SERVICE	30,778.17	58,179.00	-27,400.83	52.9%
Payroll Expenses	0.00	0.00	0.00	0.0%
Total Expense	3,093,123.61	4,377,428.00	-1,284,304.39	70.66%
Net Ordinary Income	-1,280,441.50	-2,558,580.00	1,278,138.50	50.05%
Other Income/Expense				
Other Income				
3720 - LOAN PROCEEDS	1,458,844.83	2,458,258.00	-999,413.17	59.35%
Total Other Income	1,458,844.83	2,458,258.00	-999,413.17	59.35%
Net Other Income	1,458,844.83	2,458,258.00	-999,413.17	59.35%
Net Income	**178,403.33**	**-100,322.00**	**278,725.33**	**-177.83%**

ST PETER'S ACADEMY

AMENDED JUNE 30, 2013

Balance Sheet - Governmental Funds 06/30/2013

	#N/A	Fund Types			
	Account Number		Click Here	Click Here	
		General	SR - Grants	Capital Projects	Total
ASSETS					
Cash and Cash Equivalents	1110	203,852.00			203,852.00
Investments	1160				0.00
Taxes Receivable, Net	1120				0.00
Accounts Receivable	1130	32,211.00			32,211.00
Due from:					
School District	1131				0.00
Charter Holder	1132				0.00
Other Charter School(s)	1133				0.00
Management Company	1134				0.00
Due from Other Funds:					
Budgetary Funds	1141				0.00
Internal Funds	1142				0.00
Inventory	1150				0.00
Interest Receivable	1170				0.00
Due from Reinsurer	1180				0.00
Other Current Assets:					
Deposits Receivable	1210				0.00
Due from Other Agencies	1220				0.00
Prepaid Items	1230	11,748.00			11,748.00
Total Assets		**247,811.00**	**0.00**	**0.00**	**247,811.00**
LIABILITIES AND FUND BALANCES					
Salaries, Benefits and Payroll Taxes Payable	2110	5,575.00			5,575.00
Payroll Deductions and Withholdings	2170	736.00			736.00
Accounts Payable	2120	4,004.00			4,004.00
Due to:					
School District	2121				0.00
Charter Holder	2122				0.00
Other Charter School(s)	2123				0.00
Management Company	2124				0.00
Judgments Payable	2130				0.00
Construction Contracts Payable	2140				0.00
Construction Contracts Payable-Retained Percentage	2150				0.00
Due to Fiscal Agent	2240				0.00
Sales Tax Payable	2260				0.00
Accrued Interest Payable	2210				0.00
Deposits Payable	2220				0.00
Due to Other Agencies	2230				0.00
Due to Other Funds:					
Budgetary Funds	2161				0.00
Internal Funds	2162				0.00
Deferred Revenue	2410				0.00
Total Liabilities		10,315.00	0.00	0.00	10,315.00
FUND BALANCES					
Reserved For:					
Endowments	2705				0.00
State Required Carryover Programs	2710				0.00
Encumbrances	2720				0.00
Inventory	2730				0.00
Other Purposes					0.00
Unreserved, Reported in:					
General Fund	2760	237,496.00			237,496.00
Special Revenue Fund - Capital Outlay	2760				0.00
Special Revenue Fund - Grants	2760		0.00		0.00
Capital Projects Funds	2760			0.00	0.00
Permanent Funds	2760				0.00
Total Fund Balances	2700	237,496.00	0.00	0.00	237,496.00
Total Liabilities and Fund Balances		**247,811.00**	**0.00**	**0.00**	**247,811.00**

Rev. 1.64

ts

ANDREW JEFFERSON, PRESIDENT 8/20/13

ST PETER'S ACADEMY
Amended June 30, 2013
Revenue & Expenditures - Budget And Actual
June 30, 2013

	#N/A	General Fund			
	Function	Budget Amounts		Actual	Variance with Final Budget - Positive (Negative)
		Original	*Current*		
REVENUES					
Federal Through State & Local	**3200**				0.00
State Sources	**3300**	1,026,716.00	1,002,009.00	857,537.00	(144,472.00)
Federal Direct VPK Income	**3370**	120,000.00	122,500.00	121,606.00	(894.00)
Local Sources	**3400**	7,000.00	7,000.00	6,395.00	(605.00)
Total Revenues		1,153,716.00	1,131,509.00	985,538.00	(145,971.00)
EXPENDITURES					
Current:					
Instruction	**5000**	554,779.00	554,779.00	553,722.00	1,057.00
Pupil Personnel Services	**6100**				0.00
Instructional Media Services	**6200**	5,000.00	7,000.00	6,468.00	532.00
Instruction and Curriculum Development Services	**6300**				0.00
Instructional Staff Training Services	**6400**	1,500.00	1,500.00	1,454.00	46.00
Instruction Related Technology	**6500**				0.00
Board	**7100**				0.00
Administration Fees:					
District Holdback Fee	**7201**				0.00
Charter Holder	**7202**				0.00
Management Company	**7203**				0.00
Other	**7204**				0.00
School Administration	**7300**	268,335.00	268,335.00	188,743.00	79,592.00
Facilities Acquisition and Construction	**7400**				0.00
Fiscal Services	**7500**	17,500.00	17,500.00	16,434.00	1,066.00
Food Services	**7600**				0.00
Central Services	**7700**				0.00
Pupil Transportation Services	**7800**	35,642.00	55,000.00	49,290.00	5,710.00
Operation of Plant	**7900**	99,834.00	140,000.00	138,947.00	1,053.00
Maintenance of Plant	**8100**	2,500.00	2,500.00	1,650.00	850.00
Administrative Technology Services	**8200**				0.00
Community Services	**9100**				0.00
Debt Service: (Function 9200)					
Retirement of Principal	**710**				0.00
Interest	**720**				0.00
Dues, Fees and Issuance Costs	**730**				0.00
Miscellaneous Expenditures	**790**				0.00
Capital Outlay:					
Facilities Acquisition and Construction	**7420**				0.00
Other Capital Outlay	**9300**				0.00
Total Expenditures		985,090.00	1,046,614.00	956,708.00	89,906.00
Excess (Deficiency) of Revenues Over (Under) Expenditures		168,626.00	84,895.00	28,830.00	(56,065.00)
OTHER FINANCING SOURCES (USES)					
Loans Incurred	**3720**				0.00
Proceeds from the Sale of Capital Assets	**3730**				0.00
Loss Recoveries	**3740**				0.00
Proceeds of Forward Supply Contract	**3760**				0.00
Special Facilities Construction Advances	**3770**				0.00
Transfers In	**3600**			10,933.00	10,933.00
Transfers Out	**9700**				0.00
Total Other Financing Sources (Uses)		0.00	0.00	10,933.00	10,933.00
SPECIAL ITEMS					
					0.00
EXTRAORDINARY ITEMS					
					0.00
Net Change in Fund Balances		168,626.00	84,895.00	39,763.00	(45,132.00)
Fund Balance - Beginning of Year	**2800**	192,843.00	192,843.00	192,843.00	0.00
Adjustment to Fund Balance	**2891**			4,890.00	4,890.00
Fund Balance - End of Year	**2700**	361,469.00	277,738.00	237,496.00	(40,242.00)

Rev. 1.c4
ts

ST PETER'S ACADEMY
Amended June 30, 2013
Revenue & Expenditures - Budget And Actual
June 30, 2013

	#N/A	Special Revenue - Grants			
	Function	Budget Amounts *Original*	Budget Amounts *Current*	Actual	Variance with Final Budget - Positive (Negative)
REVENUES					
ARRA SFSF	**3210**				0.00
Ed Job Funds	**3215**				0.00
IDEA	**3230**				0.00
Federal Through State & Local Title One	**3240**	66,427.00	98,000.00	93,690.00	(4,310.00)
Federal Direct Food Services	**3260**	124,749.00	124,749.00	103,293.00	(21,456.00)
State Sources	**3300**				0.00
Local Sources	**3400**	2,500.00	2,500.00	1,544.00	(956.00)
Total Revenues		193,676.00	225,249.00	198,527.00	(26,722.00)
EXPENDITURES					
Current:			0.00		
Instruction	**5000**	73,000.00	112,500.00	95,378.00	17,122.00
Pupil Personnel Services	**6100**				0.00
Instructional Media Services	**6200**				0.00
Instruction and Curriculum Development Services	**6300**				0.00
Instructional Staff Training Services	**6400**				0.00
Instruction Related Technology	**6500**				0.00
Board	**7100**				0.00
Administration Fees:					
District Holdback Fee	**7201**				0.00
Charter Holder	**7202**				0.00
Management Company	**7203**				0.00
Other	**7204**				0.00
School Administration	**7300**				0.00
Facilities Acquisition and Construction	**7400**				0.00
Fiscal Services	**7500**				0.00
Food Services	**7600**	88,500.00	97,500.00	95,062.00	2,438.00
Central Services	**7700**				0.00
Pupil Transportation Services	**7800**				0.00
Operation of Plant	**7900**				0.00
Maintenance of Plant	**8100**				0.00
Administrative Technology Services	**8200**				0.00
Community Services	**9100**				0.00
Debt Service: (Function 9200)					
Retirement of Principal	**710**				0.00
Interest	**720**				0.00
Dues, Fees and Issuance Costs	**730**				0.00
Miscellaneous Expenditures	**790**				0.00
Capital Outlay:					
Facilities Acquisition and Construction	**7420**				0.00
Other Capital Outlay	**9300**				0.00
Total Expenditures		161,500.00	210,000.00	190,440.00	19,560.00
Excess (Deficiency) of Revenues Over (Under) Expenditures		32,176.00	15,249.00	8,087.00	(7,162.00)
OTHER FINANCING SOURCES (USES)					
Loans Incurred	**3720**				0.00
Proceeds from the Sale of Capital Assets	**3730**				0.00
Loss Recoveries	**3740**				0.00
Proceeds of Forward Supply Contract	**3760**				0.00
Special Facilities Construction Advances	**3770**				0.00
Transfers In	**3600**				0.00
Transfers Out	**9700**	(29,676.00)	(29,676.00)	(8,087.00)	21,589.00
Total Other Financing Sources (Uses)		(29,676.00)	(29,676.00)	(8,087.00)	21,589.00
SPECIAL ITEMS					
					0.00
EXTRAORDINARY ITEMS					
					0.00
Net Change in Fund Balances		2,500.00	(14,427.00)	0.00	14,427.00
Fund Balance - Beginning of Year	**2800**				0.00
Adjustment to Fund Balance	**2891**				0.00
Fund Balance - End of Year	**2700**	2,500.00	(14,427.00)	0.00	14,427.00

Rev. 1.04
ts

ST PETER'S ACADEMY
Amended June 30, 2013
Revenue & Expenditures - Budget And Actual
June 30, 2013

#N/A	Capital Projects			
	Budget Amounts			Variance with
Function	*Original*	*Current*	Actual	Final Budget - Positive (Negative)
REVENUES				
Federal Direct	**3100**				0.00
Federal Through State & Local	**3200**				0.00
State Sources	**3300**	85,300.00	50,000.00	45,572.00	(4,428.00)
Local Sources	**3400**				0.00
Total Revenues		85,300.00	50,000.00	45,572.00	(4,428.00)
EXPENDITURES				
Current:					
Instruction	**5000**				0.00
Pupil Personnel Services	**6100**				0.00
Instructional Media Services	**6200**				0.00
Instruction and Curriculum Development Services	**6300**				0.00
Instructional Staff Training Services	**6400**				0.00
Instruction Related Technology	**6500**				0.00
Board	**7100**				0.00
Administration Fees:					
District Holdback Fee	**7201**				0.00
Charter Holder	**7202**				0.00
Management Company	**7203**				0.00
Other	**7204**				0.00
School Administration	**7300**	500.00	500.00		500.00
Facilities Acquisition and Construction	**7400**				0.00
Fiscal Services	**7500**				0.00
Food Services	**7600**				0.00
Central Services	**7700**				0.00
Pupil Transportation Services	**7800**				0.00
Operation of Plant	**7900**				0.00
Maintenance of Plant	**8100**	40,952.00	40,952.00	10,600.00	30,352.00
Administrative Technology Services	**8200**				0.00
Community Services	**9100**				0.00
Debt Service: (Function 9200)					
Retirement of Principal	**710**	20,000.00	20,000.00	15,409.00	4,591.00
Interest	**720**	23,848.00	23,848.00	13,822.00	10,026.00
Dues, Fees and Issuance Costs	**730**				0.00
Miscellaneous Expenditures	**790**	3,000.00	3,000.00	2,895.00	105.00
Capital Outlay:					
Facilities Acquisition and Construction	**7420**				0.00
Other Capital Outlay	**9300**				0.00
Total Expenditures		88,300.00	88,300.00	42,726.00	45,574.00
Excess (Deficiency) of Revenues Over (Under) Expenditures		(3,000.00)	(38,300.00)	2,846.00	41,146.00
OTHER FINANCING SOURCES (USES)				
Loans Incurred	**3720**				0.00
Proceeds from the Sale of Capital Assets	**3730**				0.00
Loss Recoveries	**3740**				0.00
Proceeds of Forward Supply Contract	**3760**				0.00
Special Facilities Construction Advances	**3770**				0.00
Transfers In	**3600**				0.00
Transfers Out	**9700**			(2,846.00)	(2,846.00)
Total Other Financing Sources (Uses)		0.00	0.00	(2,846.00)	(2,846.00)
SPECIAL ITEMS				
					0.00
EXTRAORDINARY ITEMS				
					0.00
Net Change in Fund Balances		(3,000.00)	(38,300.00)	0.00	38,300.00
Fund Balance - Beginning of Year	**2800**				0.00
Adjustment to Fund Balance	**2891**				0.00
Fund Balance - End of Year	**2700**	(3,000.00)	(38,300.00)	0.00	38,300.00

Rev. 1.c4
ts

Stephanie J. Kennedy 8-22-13

8/22/2013: 1:17 PM

Imagine Schools at South Vero

Balance Sheet - Governmental Funds
July 31, 2013

	Account Number	Fund Types: Click Here General	Click Here SR - Grants	Click Here Capital Projects	Total
ASSETS					
Cash and Cash Equivalents	1110	691,278.53			691,278.53
Investments	1160				0.00
Taxes Receivable, Net	1120				0.00
Accounts Receivable	1130	13,273.30			13,273.30
Due from:					
School District	1131	9,310.00			9,310.00
Charter Holder	1132				0.00
Other Charter School(s)	1133				0.00
Management Company	1134				0.00
Due from Other Funds:					
Budgetary Funds	1141				0.00
Internal Funds	1142				0.00
Inventory	1150				0.00
Interest Receivable	1170				0.00
Due from Reinsurer	1180				0.00
Other Current Assets:					
Deposits Receivable	1210				0.00
Due from Other Agencies	1220	519.65			519.65
Prepaid Items	1230	65,346.53			65,346.53
Total Assets		779,728.01	0.00	0.00	779,728.01
LIABILITIES AND FUND BALANCES					
LIABILITIES					
Salaries, Benefits and Payroll Taxes Payable	2110	37,784.88			37,784.88
Payroll Deductions and Withholdings	2170	40,617.50			40,617.50
Accounts Payable	2120	6,425.46			6,425.46
Due to:					
School District	2121				0.00
Charter Holder	2122				0.00
Other Charter School(s)	2123				0.00
Management Company	2124				0.00
Judgments Payable	2130				0.00
Construction Contracts Payable	2140				0.00
Construction Contracts Payable-Retained Percentage	2150				0.00
Due to Fiscal Agent	2240				0.00
Sales Tax Payable	2260				0.00
Accrued Interest Payable	2210	12,918.42			12,918.42
Deposits Payable	2220				0.00
Due to Other Agencies	2230				0.00
Due to Other Funds:					
Budgetary Funds	2161				0.00
Internal Funds	2162				0.00
Deferred Revenue	2410	770.00			770.00
Total Liabilities		98,516.26	0.00	0.00	98,516.26
FUND BALANCES					
Reserved For:					
Endowments	2705				0.00
State Required Carryover Programs	2710				0.00
Encumbrances	2720				0.00
Inventory	2730				0.00
Other Purposes					0.00
Unreserved, Reported in:					
General Fund	2760	681,211.75			681,211.75
Special Revenue Fund - Capital Outlay	2760				0.00
Special Revenue Fund - Grants	2760		0.00		0.00
Capital Projects Funds	2760			0.00	0.00
Permanent Funds	2760				0.00
Total Fund Balances	2700	681,211.75	0.00	0.00	681,211.75
Total Liabilities and Fund Balances		779,728.01	0.00	0.00	779,728.01

Rev. 1.04

Imagine Schools at South Vero

Revenue & Expenditures - Budget And Actual
July 31, 2013

	0	General Fund			
		Budget Amounts			Variance with
	Function	*Original*	*Current*	Actual	Final Budget -
		890	*915*		Positive (Negative)
REVENUES					
Federal Direct	3100	130,984.00	130,984.00	0.00	(130,984.00)
Federal Through State & Local	3200	0.00	0.00	0.00	0.00
State Sources	3300	5,454,294.54	5,454,294.54	446,502.95	(5,007,791.59)
Local Sources	3400	649,368.00	649,368.00	36,249.28	(613,118.72)
Total Revenues		6,234,646.54	6,234,646.54	482,752.23	(5,751,894.31)
EXPENDITURES					
Current:					
Instruction	5000	2,991,230.00	2,991,230.00	12,703.42	2,978,526.58
Pupil Personnel Services	6100	26,960.00	26,960.00	773.21	26,186.79
Instructional Media Services	6200	0.00	0.00	0.00	0.00
Instruction and Curriculum Development Services	6300	0.00	0.00	0.00	0.00
Instructional Staff Training Services	6400	0.00	0.00	8,146.76	(8,146.76)
Instruction Related Technology	6500				0.00
Board	7100	14,500.00	14,500.00	4,000.00	10,500.00
Administration Fees:					
District Holdback Fee	7201	76,605.26	76,605.26	2,598.97	74,006.29
Charter Holder	7202				0.00
Management Company	7203	672,136.00	672,136.00	56,011.00	616,125.00
Other	7204	30,000.00	30,000.00	2,500.00	27,500.00
School Administration	7300	444,904.00	444,904.00	24,633.47	420,270.53
Facilities Acquisition and Construction	7400	1,170,164.00	1,170,164.00	53,409.77	1,116,754.23
Fiscal Services	7500	0.00	0.00	0.00	0.00
Food Services	7600	267,438.00	267,438.00	206.54	267,231.46
Central Services	7700	1,900.00	1,900.00	188.90	1,711.10
Pupil Transportation Services	7800	0.00	0.00	0.00	0.00
Operation of Plant	7900	367,541.00	367,541.00	19,170.49	348,370.51
Maintenance of Plant	8100	19,000.00	19,000.00	28,825.79	(9,825.79)
Administrative Technology Services	8200				0.00
Community Services	9100	139,712.00	139,712.00	8,777.16	130,934.84
Debt Service: (Function 9200)					
Retirement of Principal	710				0.00
Interest	720				0.00
Dues, Fees and Issuance Costs	730				0.00
Miscellaneous Expenditures	790				0.00
Capital Outlay:					
Facilities Acquisition and Construction	7420				0.00
Other Capital Outlay	9300				0.00
Total Expenditures		6,222,090.26	6,222,090.26	221,945.48	6,000,144.78
Excess (Deficiency) of Revenues Over (Under) Expenditures		12,556.28	12,556.28	260,806.75	248,250.47
OTHER FINANCING SOURCES (USES)					
Loans Incurred	3720				0.00
Proceeds from the Sale of Capital Assets	3730				0.00
Loss Recoveries	3740				0.00
Proceeds of Forward Supply Contract	3760				0.00
Special Facilities Construction Advances	3770				0.00
Transfers In	3600				0.00
Transfers Out	9700				0.00
Total Other Financing Sources (Uses)		0.00	0.00	0.00	0.00
SPECIAL ITEMS					0.00
EXTRAORDINARY ITEMS					0.00
Net Change in Fund Balances		12,556.28	12,556.28	260,806.75	248,250.47
Fund Balance - Beginning of Year	2800			420,405.00	420,405.00
Adjustment to Fund Balance	2891				0.00
Fund Balance - End of Year	2700	12,556.28	12,556.28	681,211.75	668,655.47

Rev. 1.24

Imagine Schools at South Vero

Special Revenue - Grants

Revenue & Expenditures - Budget And Actual
July 31, 2013

	0	Budget Amounts			Variance with
	Function	*Original*	*Current*	Actual	Final Budget -
		890	*915*	0	Positive (Negative)
REVENUES					
Federal Direct	3100				0.00
Federal Through State & Local	3200	0.00	0.00	0.00	0.00
ARRA SFSF	3210	0.00	0.00	0.00	0.00
Ed Job Funds	3215	0.00	0.00	0.00	0.00
IDEA	3230	0.00	0.00	0.00	0.00
State Sources	3300				0.00
Local Sources	3400				0.00
Total Revenues		0.00	0.00	0.00	0.00
EXPENDITURES					
Current:					
Instruction	5000	0.00	0.00	0.00	0.00
Pupil Personnel Services	6100				0.00
Instructional Media Services	6200				0.00
Instruction and Curriculum Development Services	6300				0.00
Instructional Staff Training Services	6400				0.00
Instruction Related Technology	6500	0.00	0.00	0.00	0.00
Board	7100				0.00
Administration Fees:					
District Holdback Fee	7201				0.00
Charter Holder	7202				0.00
Management Company	7203				0.00
Other	7204				0.00
School Administration	7300				0.00
Facilities Acquisition and Construction	7400				0.00
Fiscal Services	7500				0.00
Food Services	7600				0.00
Central Services	7700				0.00
Pupil Transportation Services	7800				0.00
Operation of Plant	7900				0.00
Maintenance of Plant	8100				0.00
Administrative Technology Services	8200				0.00
Community Services	9100				0.00
Debt Service: (Function 9200)					
Retirement of Principal	710				0.00
Interest	720				0.00
Dues, Fees and Issuance Costs	730				0.00
Miscellaneous Expenditures	790				0.00
Capital Outlay:					
Facilities Acquisition and Construction	7420				0.00
Other Capital Outlay	9300				0.00
Total Expenditures		0.00	0.00	0.00	0.00
Excess (Deficiency) of Revenues Over (Under) Expenditures		0.00	0.00	0.00	0.00
OTHER FINANCING SOURCES (USES)					
Loans Incurred	3720				0.00
Proceeds from the Sale of Capital Assets	3730				0.00
Loss Recoveries	3740				0.00
Proceeds of Forward Supply Contract	3760				0.00
Special Facilities Construction Advances	3770				0.00
Transfers In	3600				0.00
Transfers Out	9700				0.00
Total Other Financing Sources (Uses)		0.00	0.00	0.00	0.00
SPECIAL ITEMS					0.00
EXTRAORDINARY ITEMS					0.00
Net Change in Fund Balances		0.00	0.00	0.00	0.00
Fund Balance - Beginning of Year	2800				0.00
Adjustment to Fund Balance	2891				0.00
Fund Balance - End of Year	2700	0.00	0.00	0.00	0.00

Rev 1.04
ts

Stephanie Flannery 8 22 13

8/22/2013: 1:20 PM

Imagine Schools at South Vero

Capital Projects

Revenue & Expenditures - Budget And Actual
July 31, 2013

	0	Budget Amounts			Variance with
	Function	*Original*	*Current*	Actual	Final Budget -
		890	*915*	0	Positive (Negative)
REVENUES					
Federal Direct	3100				0.00
Federal Through State & Local	3200				0.00
State Sources	3300	223,441.00	223,441.00	62,724.00	(160,717.00)
Local Sources	3400				0.00
Total Revenues		223,441.00	223,441.00	62,724.00	(160,717.00)
EXPENDITURES					
Current:					
Instruction	5000				0.00
Pupil Personnel Services	6100				0.00
Instructional Media Services	6200				0.00
Instruction and Curriculum Development Services	6300				0.00
Instructional Staff Training Services	6400				0.00
Instruction Related Technology	6500				0.00
Board	7100				0.00
Administration Fees:					
District Holdback Fee	7201				0.00
Charter Holder	7202				0.00
Management Company	7203				0.00
Other	7204				0.00
School Administration	7300				0.00
Facilities Acquisition and Construction	7400	223,441.00	223,441.00	62,724.00	160,717.00
Fiscal Services	7500				0.00
Food Services	7600				0.00
Central Services	7700				0.00
Pupil Transportation Services	7800				0.00
Operation of Plant	7900				0.00
Maintenance of Plant	8100				0.00
Administrative Technology Services	8200				0.00
Community Services	9100				0.00
Debt Service: (Function 9200)					
Retirement of Principal	710				0.00
Interest	720				0.00
Dues, Fees and Issuance Costs	730				0.00
Miscellaneous Expenditures	790				0.00
Capital Outlay:					
Facilities Acquisition and Construction	7420				0.00
Other Capital Outlay	9300				0.00
Total Expenditures		223,441.00	223,441.00	62,724.00	160,717.00
Excess (Deficiency) of Revenues Over (Under) Expenditures		0.00	0.00	0.00	0.00
OTHER FINANCING SOURCES (USES)					
Loans Incurred	3720				0.00
Proceeds from the Sale of Capital Assets	3730				0.00
Loss Recoveries	3740				0.00
Proceeds of Forward Supply Contract	3760				0.00
Special Facilities Construction Advances	3770				0.00
Transfers In	3600				0.00
Transfers Out	9700				0.00
Total Other Financing Sources (Uses)		0.00	0.00	0.00	0.00
SPECIAL ITEMS					0.00
EXTRAORDINARY ITEMS					0.00
Net Change in Fund Balances		0.00	0.00	0.00	0.00
Fund Balance - Beginning of Year	2800				0.00
Adjustment to Fund Balance	2891				0.00
Fund Balance - End of Year	2700	0.00	0.00	0.00	0.00

Rev. 1 c4 ts

NORTH COUNTY CHARTER SCHOOL, INC.

Financial Statements
with
Independent Accountants' Compilation Report

July 31, 2013

KMETZ NUTTALL ELWELL GRAHAM, PLLC
Certified Public Accountants

Independent Accountants' Compilation Report

To the Board of Directors
North County Charter School, Inc.
Vero Beach, Florida

We have compiled the accompanying balance sheet of North County Charter School, Inc. as of July 31, 2013, and the related statement of profit and loss by fund and profit and loss budget vs. actual by fund for one month and the period then ended. We have not audited or reviewed the accompanying financial statements and, accordingly, do not express an opinion or provide any assurance about whether the financial statements are in accordance with accounting principles generally accepted in the United States of America.

Management is responsible for the preparation and fair presentation of the financial statements in accordance with accounting principles generally accepted in the United States of America and for designing, implementing, and maintaining internal control relevant to the preparation and fair presentation of the financial statements.

Our responsibility is to conduct the compilation in accordance with Statements on Standards for Accounting and Review Services issued by the American Institute of Certified Public Accountants. The objective of a compilation is to assist management in presenting financial information in the form of financial statements without undertaking to obtain or provide any assurance that there are no material modifications that should be made to the financial statements.

Management has elected to omit substantially all of the disclosures required by accounting principles generally accepted in the United States of America. If the omitted disclosures were included in the financial statements, they might influence the user's conclusions about the School's financial position and results of operations. Accordingly, these financial statements are not designed for those who are not informed about such matters.

Kmetz, Nuttall, Elwell, Graham

Kmetz, Nuttall, Elwell, Graham, PLLC
Certified Public Accountants

August 17, 2013

NORTH COUNTY CHARTER SCHOOL, INC.
Balance Sheet as of 07/31/13

	Governmental Fund Types			Account Groups		
Assets	**General**	**Capital**	**Federal**	**General Fixed Assets**	**General Long-Term Debt**	**Total**
Current Assets						
Cash in bank	$434,107.41	$ -	$ -	$ -	$ -	$ 434,107.41
Due from other agencies	-	-	-	-	-	-
Due from other fund	198,501.00	-	-	-	-	198,501.00
Interest receivable	-	-	-	-	-	-
Deposit receivable	-	-	-	-	-	-
Prepaid expenses	-	-	-	-	-	-
Current Asset Subtotal	632,608.41	-	-	-	-	632,608.41
Fixed Assets						
Land	-	-	-	599,237.74	-	599,237.74
Land improvement, non-depreciable	-	-	-	-	-	-
Improvements other than building	-	-	-	76,485.96	-	76,485.96
Buildings & fixed equipment	-	-	-	3,215,971.65	-	3,215,971.65
Furniture, fixture & equipment	-	-	-	140,012.76	-	140,012.76
Computer software	-	-	-	-	-	-
Construction in progress	-	-	-	240,065.16	-	240,065.16
Loan costs	-	-	-	35,956.00	-	35,956.00
Fixed Asset Subtotal	-	-	-	4,307,729.27	-	4,307,729.27
Other Assets: Amt available for debt service						
Mortgage payable	-	-	-	-	2,358,132.10	2,358,132.10
Other Assets Subtotal	-	-	-	-	2,358,132.10	2,358,132.10
Total Assets	$632,608.41	$ -	$ -	$ 4,307,729.27	$ 2,358,132.10	$ 7,298,469.78
Liabilities						
Current Liabilities						
Deferred revenue	$ -	$ -	$ -	$ -	$ -	$ -
Due to other fund	-	198,006.00	495.00	-	-	198,501.00
Current Liabilities Subtotal	-	198,006.00	495.00	-	-	198,501.00
Long Term Liabilities						
Mortgage payable	-	-	-	-	2,358,132.10	2,358,132.10
Long Term Liabilites Subtotal	-	-	-	-	2,358,132.10	2,358,132.10
Liabilities Total	-	198,006.00	495.00	-	2,358,132.10	2,556,633.10
Equity						
Fund balance, 6/30/13	535,606.84	-	-	-	-	535,606.84
Investment in fixed assets	-	-	-	4,307,729.27	-	4,307,729.27
Equity subtotal	535,606.84	-	-	4,307,729.27	-	4,843,336.11
Net Addition/(Deficit)	97,001.57	(198,006.00)	(495.00)	-	-	(101,499.43)
Equity Total	632,608.41	(198,006.00)	(495.00)	4,307,729.27	-	4,741,836.68
Total Liabilities and Equity	$632,608.41	$ -	$ -	$ 4,307,729.27	$ 2,358,132.10	$ 7,298,469.78

See independent accountants' compilation report.

Signature: K E Miller

Date: 8-20-2013

NORTH COUNTY CHARTER SCHOOL, INC.
Profit & Loss by Fund
July 2013

	CAPITAL PROJECTS FUND		GENERAL FUND	
	Jul 13	Jul 13	Jul 13	Jul 13
Ordinary Income/Expense				
Income				
3300 - REVENUE THRU STATE				
3397 - CAPITAL OUTLAY	0.00	0.00	0.00	0.00
Total 3300 - REVENUE THRU STATE	0.00	0.00	0.00	0.00
3400 - REV FROM LOCAL SOURCES				
3495 - RENT INCOME	0.00	0.00	825.00	825.00
Total 3400 - REV FROM LOCAL SOURCES	0.00	0.00	825.00	825.00
IRCSD PASS-THROUGH				
3000 - IRCSD - FUNDING	0.00	0.00	143,923.23	143,923.23
Total IRCSD PASS-THROUGH	0.00	0.00	143,923.23	143,923.23
Total Income	0.00	0.00	144,748.23	144,748.23
Gross Profit	0.00	0.00	144,748.23	144,748.23
Expense				
5100 BASIC (K-12)				
310 - PROFESSIONAL & TECHNICAL	0.00	0.00	0.00	0.00
320 - INSURANCE & BOND PREMIUM	0.00	0.00	1,084.00	1,084.00
520 - TEXTBOOKS	0.00	0.00	1,398.60	1,398.60
Total 5100 BASIC (K-12)	0.00	0.00	2,482.60	2,482.60
7100 - BOARD				
320 - INSURANCE & BOND PREMIUMS	0.00	0.00	1,668.52	1,668.52
Total 7100 - BOARD	0.00	0.00	1,668.52	1,668.52
7300 - SCHOOL ADMINISTRATION				
310 - PROFESSIONAL & TECHNICAL	0.00	0.00	14,482.76	14,482.76
370 - COMMUNICATIONS	0.00	0.00	200.60	200.60
390 - OTHER PURCHASED SERVICES	0.00	0.00	408.15	408.15
510 - SUPPLIES	0.00	0.00	3,729.51	3,729.51
730 - DUES & FEES	0.00	0.00	48.00	48.00
Total 7300 - SCHOOL ADMINISTRATION	0.00	0.00	18,869.02	18,869.02
7400 - FACILITIES ACQ & CONST				
310 - PROFESSIONAL & TECHNICAL	4,375.75	4,375.75	0.00	0.00
360 - RENTAL	0.00	0.00	14.83	14.83
630 - BUILDINGS AND FIXED EQUIP	159,600.00	159,600.00	0.00	0.00
670 - IMPROVE OTHER THAN BLDG	33,751.25	33,751.25	0.00	0.00
730-DUES AND FEES	279.00	279.00	0.00	0.00
790 - MISCELLANEOUS EXPENSE	0.00	0.00	17.56	17.56
Total 7400 - FACILITIES ACQ & CONST	198,006.00	198,006.00	32.39	32.39
7600 - FOOD SERVICES				
310 - PROFESSIONAL & TECHNICAL	0.00	0.00	0.00	0.00
390 - OTHER PURCHASED SERVICES	0.00	0.00	0.00	0.00
Total 7600 - FOOD SERVICES	0.00	0.00	0.00	0.00
7900 - OPERATION OF PLANT				
310 - PROFESSIONAL & TECHNICAL	0.00	0.00	1,119.11	1,119.11
350 - REPAIRS AND MAINTENANCE	0.00	0.00	3,336.00	3,336.00
370 - COMMUNICATIONS	0.00	0.00	349.22	349.22
380 - UTILITIES	0.00	0.00	1,301.00	1,301.00
390 - OTHER PURCHASED SERVICES	0.00	0.00	462.82	462.82
510 - SUPPLIES	0.00	0.00	204.54	204.54
Total 7900 - OPERATION OF PLANT	0.00	0.00	6,772.69	6,772.69
8100 - MAINTENANCE OF PLANT				
510 - SUPPLIES	0.00	0.00	103.12	103.12
Total 8100 - MAINTENANCE OF PLANT	0.00	0.00	103.12	103.12

NORTH COUNTY CHARTER SCHOOL, INC.
Profit & Loss by Fund
July 2013

	CAPITAL PROJECTS FUND		GENERAL FUND	
	Jul 13	Jul 13	Jul 13	Jul 13
9200 - DEBT SERVICE				
720 - INTEREST EXPENSE	0.00	0.00	7,643.33	7,643.33
790 - MISCELLANEOUS	0.00	0.00	10,174.99	10,174.99
Total 9200 - DEBT SERVICE	0.00	0.00	17,818.32	17,818.32
Total Expense	198,006.00	198,006.00	47,746.66	47,746.66
Net Ordinary Income	-198,006.00	-198,006.00	97,001.57	97,001.57
Net Income	-198,006.00	-198,006.00	97,001.57	97,001.57

NORTH COUNTY CHARTER SCHOOL, INC.
Profit & Loss by Fund
July 2013

	SPECIAL REVENUE FUND		TOTAL	
	Jul 13	Jul 13	Jul 13	Jul 13
Ordinary Income/Expense				
Income				
3300 - REVENUE THRU STATE				
3397 - CAPITAL OUTLAY	0.00	0.00	0.00	0.00
Total 3300 - REVENUE THRU STATE	0.00	0.00	0.00	0.00
3400 - REV FROM LOCAL SOURCES				
3495 - RENT INCOME	0.00	0.00	825.00	825.00
Total 3400 - REV FROM LOCAL SOURCES	0.00	0.00	825.00	825.00
IRCSD PASS-THROUGH				
3000 - IRCSD - FUNDING	0.00	0.00	143,923.23	143,923.23
Total IRCSD PASS-THROUGH	0.00	0.00	143,923.23	143,923.23
Total Income	0.00	0.00	144,748.23	144,748.23
Gross Profit	0.00	0.00	144,748.23	144,748.23
Expense				
5100 BASIC (K-12)				
310 - PROFESSIONAL & TECHNICAL	0.00	0.00	0.00	0.00
320 - INSURANCE & BOND PREMIUM	0.00	0.00	1,084.00	1,084.00
520 - TEXTBOOKS	0.00	0.00	1,398.60	1,398.60
Total 5100 BASIC (K-12)	0.00	0.00	2,482.60	2,482.60
7100 - BOARD				
320 - INSURANCE & BOND PREMIUMS	0.00	0.00	1,668.52	1,668.52
Total 7100 - BOARD	0.00	0.00	1,668.52	1,668.52
7300 - SCHOOL ADMINISTRATION				
310 - PROFESSIONAL & TECHNICAL	0.00	0.00	14,482.76	14,482.76
370 - COMMUNICATIONS	0.00	0.00	200.60	200.60
390 - OTHER PURCHASED SERVICES	0.00	0.00	408.15	408.15
510 - SUPPLIES	0.00	0.00	3,729.51	3,729.51
730 - DUES & FEES	0.00	0.00	48.00	48.00
Total 7300 - SCHOOL ADMINISTRATION	0.00	0.00	18,869.02	18,869.02
7400 - FACILITIES ACQ & CONST				
310 - PROFESSIONAL & TECHNICAL	0.00	0.00	4,375.75	4,375.75
360 - RENTAL	0.00	0.00	14.83	14.83
630 - BUILDINGS AND FIXED EQUIP	0.00	0.00	159,600.00	159,600.00
670 - IMPROVE OTHER THAN BLDG	0.00	0.00	33,751.25	33,751.25
730-DUES AND FEES	0.00	0.00	279.00	279.00
790 - MISCELLANEOUS EXPENSE	0.00	0.00	17.56	17.56
Total 7400 - FACILITIES ACQ & CONST	0.00	0.00	198,038.39	198,038.39
7600 - FOOD SERVICES				
310 - PROFESSIONAL & TECHNICAL	0.00	0.00	0.00	0.00
390 - OTHER PURCHASED SERVICES	495.00	495.00	495.00	495.00
Total 7600 - FOOD SERVICES	495.00	495.00	495.00	495.00
7900 - OPERATION OF PLANT				
310 - PROFESSIONAL & TECHNICAL	0.00	0.00	1,119.11	1,119.11
350 - REPAIRS AND MAINTENANCE	0.00	0.00	3,336.00	3,336.00
370 - COMMUNICATIONS	0.00	0.00	349.22	349.22
380 - UTILITIES	0.00	0.00	1,301.00	1,301.00
390 - OTHER PURCHASED SERVICES	0.00	0.00	462.82	462.82
510 - SUPPLIES	0.00	0.00	204.54	204.54
Total 7900 - OPERATION OF PLANT	0.00	0.00	6,772.69	6,772.69
8100 - MAINTENANCE OF PLANT				
510 - SUPPLIES	0.00	0.00	103.12	103.12
Total 8100 - MAINTENANCE OF PLANT	0.00	0.00	103.12	103.12

NORTH COUNTY CHARTER SCHOOL, INC.
Profit & Loss by Fund
July 2013

	SPECIAL REVENUE FUND		TOTAL	
	Jul 13	Jul 13	Jul 13	Jul 13
9200 - DEBT SERVICE				
720 - INTEREST EXPENSE	0.00	0.00	7,643.33	7,643.33
790 - MISCELLANEOUS	0.00	0.00	10,174.99	10,174.99
Total 9200 - DEBT SERVICE	0.00	0.00	17,818.32	17,818.32
Total Expense	495.00	495.00	246,247.66	246,247.66
Net Ordinary Income	-495.00	-495.00	-101,499.43	-101,499.43
Net Income	-495.00	-495.00	-101,499.43	-101,499.43

NORTH COUNTY CHARTER SCHOOL, INC.
Profit & Loss Budget vs. Actual
July 2013

	CAPITAL PROJECTS FUND			
	Jul 13	Budget	$ Over Budget	% of Budget
Ordinary Income/Expense				
Income				
3300 - REVENUE THRU STATE				
3397 - CAPITAL OUTLAY	0.00	6,250.00	-6,250.00	0.0%
Total 3300 - REVENUE THRU STATE	0.00	6,250.00	-6,250.00	0.0%
3400 - REV FROM LOCAL SOURCES				
3440 - GIFTS, GRANTS & BEQUESTS				
3440.1 - YEARBOOK SALES	0.00			
3440.2 - FIELD TRIP FUNDS	0.00			
3440.3 - GIFTS, DONATIONS	0.00			
3440.5 - UNIFORMS	0.00			
3440.6 - BEFORE/AFTER PROGRAM	0.00			
3440.7 - OTHER-ERATE, ETC.	0.00			
Total 3440 - GIFTS, GRANTS & BEQUESTS	0.00			
3451 - STUDENT LUNCHES	0.00			
3495 - RENT INCOME	0.00			
Total 3400 - REV FROM LOCAL SOURCES	0.00			
IRCSD PASS-THROUGH				
3000 - IRCSD - FUNDING	0.00			
Total IRCSD PASS-THROUGH	0.00			
Total Income	0.00	6,250.00	-6,250.00	0.0%
Gross Profit	0.00	6,250.00	-6,250.00	0.0%
Expense				
5100 BASIC (K-12)				
310 - PROFESSIONAL & TECHNICAL	0.00			
310A - DAY CARE PROF/TECH	0.00			
320 - INSURANCE & BOND PREMIUM	0.00			
330 - TRAVEL	0.00			
390 - OTHER PURCHASED SERVICES	0.00			
510 - SUPPLIES	0.00			
510A - DAY CARE SUPPLIES	0.00			
510B - UNIFORMS	0.00			
520 - TEXTBOOKS	0.00			
590 - OTHER MATERIALS AND SUPPL	0.00			
642 - NON-CAP FURN, FIXT & EQUP	0.00			
643 - CAP COMPUTER HARDWARE	0.00			
691 - CAPITALIZED SOFTWARE	0.00			
692 - NONCAPITALIZED SOFTWARE	0.00			

NORTH COUNTY CHARTER SCHOOL, INC.
Profit & Loss Budget vs. Actual
July 2013

CAPITAL PROJECTS FUND

	Jul 13	Budget	$ Over Budget	% of Budget
790 - MISCELLANEOUS EXPENSES	0.00			
790A - DAYCARE MISCELLANEOUS	0.00			
Total 5100 BASIC (K-12)	0.00			
5200 - EXCEPTIONAL				
310 - PROFESSIONAL & TECHNICAL	0.00			
Total 5200 - EXCEPTIONAL	0.00			
6150 - PARENTAL INVOLVEMENT				
510 - SUPPLIES	0.00			
Total 6150 - PARENTAL INVOLVEMENT	0.00			
6400 - INSTRUCT STAFF TRAINING				
310 - PROFESSIONAL & TECHNICAL	0.00			
790 - MISCELLANEOUS EXPENSES	0.00			
Total 6400 - INSTRUCT STAFF TRAINING	0.00			
7100 - BOARD				
320 - INSURANCE & BOND PREMIUMS	0.00			
330 - TRAVEL	0.00			
Total 7100 - BOARD	0.00			
7300 - SCHOOL ADMINISTRATION				
310 - PROFESSIONAL & TECHNICAL	0.00			
330 - TRAVEL	0.00			
370 - COMMUNICATIONS	0.00			
390 - OTHER PURCHASED SERVICES	0.00			
510 - SUPPLIES	0.00			
642 - NON-CAP FURN, FIXT & EQUP	0.00			
700 - OTHER EXPENSES	0.00			
730 - DUES & FEES	0.00			
790 - MISCELLANEOUS EXPENSES	0.00			
Total 7300 - SCHOOL ADMINISTRATION	0.00			
7400 - FACILITIES ACQ & CONST				
310 - PROFESSIONAL & TECHNICAL	4,375.75			
360 - RENTAL	0.00			
630 - BUILDINGS AND FIXED EQUIP	159,600.00			
670 - IMPROVE OTHER THAN BLDG	33,751.25	6,250.00	27,501.25	540.02%
680 - REMODELING & RENOVATIONS	0.00			
730-DUES AND FEES	279.00			
790 - MISCELLANEOUS EXPENSE	0.00			
Total 7400 - FACILITIES ACQ & CONST	198,006.00	6,250.00	191,756.00	3,168.1%

NORTH COUNTY CHARTER SCHOOL, INC.
Profit & Loss Budget vs. Actual
July 2013

	CAPITAL PROJECTS FUND			
	Jul 13	Budget	$ Over Budget	% of Budget
7500 - FISCAL SERVICES				
310 - PROFESSIONAL & TECHNICAL	0.00			
Total 7500 - FISCAL SERVICES	0.00			
7600 - FOOD SERVICES				
310 - PROFESSIONAL & TECHNICAL	0.00			
390 - OTHER PURCHASED SERVICES	0.00			
510 - SUPPLIES	0.00			
570 - FOOD	0.00			
641 - CAP, FURN, FIXT	0.00			
642 - NON-CAP FURN, FIXT & EQUI	0.00			
730 - DUES & FEES	0.00			
790 - MISCELLANEOUS EXPENSES	0.00			
Total 7600 - FOOD SERVICES	0.00			
7800 - TRANSPORTATION				
360 - RENTALS	0.00			
Total 7800 - TRANSPORTATION	0.00			
7900 - OPERATION OF PLANT				
310 - PROFESSIONAL & TECHNICAL	0.00			
350 - REPAIRS AND MAINTENANCE	0.00			
370 - COMMUNICATIONS	0.00			
380 - UTILITIES	0.00			
390 - OTHER PURCHASED SERVICES	0.00			
510 - SUPPLIES	0.00			
790 - MISCELLANEOUS	0.00			
Total 7900 - OPERATION OF PLANT	0.00			
8100 - MAINTENANCE OF PLANT				
350 - REPAIRS AND MAINTENANCE	0.00			
510 - SUPPLIES	0.00			
642 - NON-CAP FURN, FIXT & EQUP	0.00			
Total 8100 - MAINTENANCE OF PLANT	0.00			
9200 - DEBT SERVICE				
720 - INTEREST EXPENSE	0.00			
790 - MISCELLANEOUS	0.00			
Total 9200 - DEBT SERVICE	0.00			
Total Expense	198,006.00	6,250.00	191,756.00	3,168.1%
Net Ordinary Income	-198,006.00	0.00	-198,006.00	100.0%

NORTH COUNTY CHARTER SCHOOL, INC.
Profit & Loss Budget vs. Actual
July 2013

	CAPITAL PROJECTS FUND			
	Jul 13	Budget	$ Over Budget	% of Budget
Net Income	-198,006.00	0.00	-198,006.00	100.0%

NORTH COUNTY CHARTER SCHOOL, INC.
Profit & Loss Budget vs. Actual
July 2013

	GENERAL FUND			
	Jul 13	Budget	$ Over Budget	% of Budget
Ordinary Income/Expense				
Income				
3300 - REVENUE THRU STATE				
3397 - CAPITAL OUTLAY	0.00			
Total 3300 - REVENUE THRU STATE	0.00			
3400 - REV FROM LOCAL SOURCES				
3440 - GIFTS, GRANTS & BEQUESTS				
3440.1 - YEARBOOK SALES	0.00	183.37	-183.37	0.0%
3440.2 - FIELD TRIP FUNDS	0.00	233.37	-233.37	0.0%
3440.3 - GIFTS, DONATIONS	0.00	8.37	-8.37	0.0%
3440.5 - UNIFORMS	0.00	708.37	-708.37	0.0%
3440.6 - BEFORE/AFTER PROGRAM	0.00	2,666.63	-2,666.63	0.0%
3440.7 - OTHER-ERATE, ETC.	0.00	383.37	-383.37	0.0%
Total 3440 - GIFTS, GRANTS & BEQUESTS	0.00	4,183.48	-4,183.48	0.0%
3451 - STUDENT LUNCHES	0.00			
3495 - RENT INCOME	825.00	1,250.00	-425.00	66.0%
Total 3400 - REV FROM LOCAL SOURCES	825.00	5,433.48	-4,608.48	15.18%
IRCSD PASS-THROUGH				
3000 - IRCSD - FUNDING	143,923.23	135,416.63	8,506.60	106.28%
Total IRCSD PASS-THROUGH	143,923.23	135,416.63	8,506.60	106.28%
Total Income	144,748.23	140,850.11	3,898.12	102.77%
Gross Profit	144,748.23	140,850.11	3,898.12	102.77%
Expense				
5100 BASIC (K-12)				
310 - PROFESSIONAL & TECHNICAL	0.00	54,583.37	-54,583.37	0.0%
310A - DAY CARE PROF/TECH	0.00	1,741.63	-1,741.63	0.0%
320 - INSURANCE & BOND PREMIUM	1,084.00			
330 - TRAVEL	0.00	116.63	-116.63	0.0%
390 - OTHER PURCHASED SERVICES	0.00	183.37	-183.37	0.0%
510 - SUPPLIES	0.00	1,750.00	-1,750.00	0.0%
510A - DAY CARE SUPPLIES	0.00	25.00	-25.00	0.0%
510B - UNIFORMS	0.00	375.00	-375.00	0.0%
520 - TEXTBOOKS	1,398.60			
590 - OTHER MATERIALS AND SUPPL	0.00	191.63	-191.63	0.0%
642 - NON-CAP FURN, FIXT & EQUP	0.00	308.37	-308.37	0.0%
643 - CAP COMPUTER HARDWARE	0.00	208.37	-208.37	0.0%
691 - CAPITALIZED SOFTWARE	0.00	8.37	-8.37	0.0%
692 - NONCAPITALIZED SOFTWARE	0.00	8.37	-8.37	0.0%

NORTH COUNTY CHARTER SCHOOL, INC.
Profit & Loss Budget vs. Actual
July 2013

	GENERAL FUND			
	Jul 13	Budget	$ Over Budget	% of Budget
790 - MISCELLANEOUS EXPENSES	0.00	41.63	-41.63	0.0%
790A - DAYCARE MISCELLANEOUS	0.00	154.13	-154.13	0.0%
Total 5100 BASIC (K-12)	2,482.60	59,695.87	-57,213.27	4.16%
5200 - EXCEPTIONAL				
310 - PROFESSIONAL & TECHNICAL	0.00	625.00	-625.00	0.0%
Total 5200 - EXCEPTIONAL	0.00	625.00	-625.00	0.0%
6150 - PARENTAL INVOLVEMENT				
510 - SUPPLIES	0.00	20.87	-20.87	0.0%
Total 6150 - PARENTAL INVOLVEMENT	0.00	20.87	-20.87	0.0%
6400 - INSTRUCT STAFF TRAINING				
310 - PROFESSIONAL & TECHNICAL	0.00	54.13	-54.13	0.0%
790 - MISCELLANEOUS EXPENSES	0.00	8.37	-8.37	0.0%
Total 6400 - INSTRUCT STAFF TRAINING	0.00	62.50	-62.50	0.0%
7100 - BOARD				
320 - INSURANCE & BOND PREMIUMS	1,668.52			
330 - TRAVEL	0.00	66.63	-66.63	0.0%
Total 7100 - BOARD	1,668.52	66.63	1,601.89	2,504.16%
7300 - SCHOOL ADMINISTRATION				
310 - PROFESSIONAL & TECHNICAL	14,482.76	14,583.37	-100.61	99.31%
330 - TRAVEL	0.00	70.87	-70.87	0.0%
370 - COMMUNICATIONS	200.60	200.00	0.60	100.3%
390 - OTHER PURCHASED SERVICES	408.15	325.00	83.15	125.59%
510 - SUPPLIES	3,729.51	229.13	3,500.38	1,627.68%
642 - NON-CAP FURN, FIXT & EQUP	0.00	75.00	-75.00	0.0%
700 - OTHER EXPENSES	0.00	8.37	-8.37	0.0%
730 - DUES & FEES	48.00	145.87	-97.87	32.91%
790 - MISCELLANEOUS EXPENSES	0.00	83.37	-83.37	0.0%
Total 7300 - SCHOOL ADMINISTRATION	18,869.02	15,720.98	3,148.04	120.02%
7400 - FACILITIES ACQ & CONST				
310 - PROFESSIONAL & TECHNICAL	0.00	833.37	-833.37	0.0%
360 - RENTAL	14.83			
630 - BUILDINGS AND FIXED EQUIP	0.00	83.37	-83.37	0.0%
670 - IMPROVE OTHER THAN BLDG	0.00	7,324.62	-7,324.62	0.0%
680 - REMODELING & RENOVATIONS	0.00	83.37	-83.37	0.0%
730-DUES AND FEES	0.00	83.37	-83.37	0.0%
790 - MISCELLANEOUS EXPENSE	17.56	83.37	-65.81	21.06%
Total 7400 - FACILITIES ACQ & CONST	32.39	8,491.47	-8,459.08	0.38%

NORTH COUNTY CHARTER SCHOOL, INC.
Profit & Loss Budget vs. Actual
July 2013

	GENERAL FUND			
	Jul 13	Budget	$ Over Budget	% of Budget
7500 - FISCAL SERVICES				
310 - PROFESSIONAL & TECHNICAL	0.00	390.00	-390.00	0.0%
Total 7500 - FISCAL SERVICES	0.00	390.00	-390.00	0.0%
7600 - FOOD SERVICES				
310 - PROFESSIONAL & TECHNICAL	0.00			
390 - OTHER PURCHASED SERVICES	0.00			
510 - SUPPLIES	0.00			
570 - FOOD	0.00			
641 - CAP, FURN, FIXT	0.00			
642 - NON-CAP FURN, FIXT & EQUI	0.00			
730 - DUES & FEES	0.00			
790 - MISCELLANEOUS EXPENSES	0.00			
Total 7600 - FOOD SERVICES	0.00			
7800 - TRANSPORTATION				
360 - RENTALS	0.00	1,916.63	-1,916.63	0.0%
Total 7800 - TRANSPORTATION	0.00	1,916.63	-1,916.63	0.0%
7900 - OPERATION OF PLANT				
310 - PROFESSIONAL & TECHNICAL	1,119.11	3,750.00	-2,630.89	29.84%
350 - REPAIRS AND MAINTENANCE	3,336.00	2,083.37	1,252.63	160.13%
370 - COMMUNICATIONS	349.22	341.63	7.59	102.22%
380 - UTILITIES	1,301.00	2,225.00	-924.00	58.47%
390 - OTHER PURCHASED SERVICES	462.82	158.37	304.45	292.24%
510 - SUPPLIES	204.54	375.00	-170.46	54.54%
790 - MISCELLANEOUS	0.00	108.37	-108.37	0.0%
Total 7900 - OPERATION OF PLANT	6,772.69	9,041.74	-2,269.05	74.91%
8100 - MAINTENANCE OF PLANT				
350 - REPAIRS AND MAINTENANCE	0.00	316.63	-316.63	0.0%
510 - SUPPLIES	103.12	191.63	-88.51	53.81%
642 - NON-CAP FURN, FIXT & EQUP	0.00	41.63	-41.63	0.0%
Total 8100 - MAINTENANCE OF PLANT	103.12	549.89	-446.77	18.75%
9200 - DEBT SERVICE				
720 - INTEREST EXPENSE	7,643.33	7,800.00	-156.67	97.99%
790 - MISCELLANEOUS	10,174.99	10,100.00	74.99	100.74%
Total 9200 - DEBT SERVICE	17,818.32	17,900.00	-81.68	99.54%
Total Expense	47,746.66	114,481.58	-66,734.92	41.71%
Net Ordinary Income	97,001.57	26,368.53	70,633.04	367.87%

NORTH COUNTY CHARTER SCHOOL, INC.
Profit & Loss Budget vs. Actual
July 2013

	GENERAL FUND			
	Jul 13	Budget	$ Over Budget	% of Budget
Net Income	97,001.57	26,368.53	70,633.04	367.87%

NORTH COUNTY CHARTER SCHOOL, INC.
Profit & Loss Budget vs. Actual
July 2013

	SPECIAL REVENUE FUND			
	Jul 13	Budget	$ Over Budget	% of Budget
Ordinary Income/Expense				
Income				
3300 - REVENUE THRU STATE				
3397 - CAPITAL OUTLAY	0.00			
Total 3300 - REVENUE THRU STATE	0.00			
3400 - REV FROM LOCAL SOURCES				
3440 - GIFTS, GRANTS & BEQUESTS				
3440.1 - YEARBOOK SALES	0.00			
3440.2 - FIELD TRIP FUNDS	0.00			
3440.3 - GIFTS, DONATIONS	0.00			
3440.5 - UNIFORMS	0.00			
3440.6 - BEFORE/AFTER PROGRAM	0.00			
3440.7 - OTHER-ERATE, ETC.	0.00			
Total 3440 - GIFTS, GRANTS & BEQUESTS	0.00			
3451 - STUDENT LUNCHES	0.00	10,833.37	-10,833.37	0.0%
3495 - RENT INCOME	0.00			
Total 3400 - REV FROM LOCAL SOURCES	0.00	10,833.37	-10,833.37	0.0%
IRCSD PASS-THROUGH				
3000 - IRCSD - FUNDING	0.00			
Total IRCSD PASS-THROUGH	0.00			
Total Income	0.00	10,833.37	-10,833.37	0.0%
Gross Profit	0.00	10,833.37	-10,833.37	0.0%
Expense				
5100 BASIC (K-12)				
310 - PROFESSIONAL & TECHNICAL	0.00			
310A - DAY CARE PROF/TECH	0.00			
320 - INSURANCE & BOND PREMIUM	0.00			
330 - TRAVEL	0.00			
390 - OTHER PURCHASED SERVICES	0.00			
510 - SUPPLIES	0.00			
510A - DAY CARE SUPPLIES	0.00			
510B - UNIFORMS	0.00			
520 - TEXTBOOKS	0.00			
590 - OTHER MATERIALS AND SUPPL	0.00			
642 - NON-CAP FURN, FIXT & EQUP	0.00			
643 - CAP COMPUTER HARDWARE	0.00			
691 - CAPITALIZED SOFTWARE	0.00			
692 - NONCAPITALIZED SOFTWARE	0.00			

NORTH COUNTY CHARTER SCHOOL, INC.
Profit & Loss Budget vs. Actual
July 2013

	SPECIAL REVENUE FUND			
	Jul 13	Budget	$ Over Budget	% of Budget
790 - MISCELLANEOUS EXPENSES	0.00			
790A - DAYCARE MISCELLANEOUS	0.00			
Total 5100 BASIC (K-12)	0.00			
5200 - EXCEPTIONAL				
310 - PROFESSIONAL & TECHNICAL	0.00			
Total 5200 - EXCEPTIONAL	0.00			
6150 - PARENTAL INVOLVEMENT				
510 - SUPPLIES	0.00			
Total 6150 - PARENTAL INVOLVEMENT	0.00			
6400 - INSTRUCT STAFF TRAINING				
310 - PROFESSIONAL & TECHNICAL	0.00			
790 - MISCELLANEOUS EXPENSES	0.00			
Total 6400 - INSTRUCT STAFF TRAINING	0.00			
7100 - BOARD				
320 - INSURANCE & BOND PREMIUMS	0.00			
330 - TRAVEL	0.00			
Total 7100 - BOARD	0.00			
7300 - SCHOOL ADMINISTRATION				
310 - PROFESSIONAL & TECHNICAL	0.00			
330 - TRAVEL	0.00			
370 - COMMUNICATIONS	0.00			
390 - OTHER PURCHASED SERVICES	0.00			
510 - SUPPLIES	0.00			
642 - NON-CAP FURN, FIXT & EQUP	0.00			
700 - OTHER EXPENSES	0.00			
730 - DUES & FEES	0.00			
790 - MISCELLANEOUS EXPENSES	0.00			
Total 7300 - SCHOOL ADMINISTRATION	0.00			
7400 - FACILITIES ACQ & CONST				
310 - PROFESSIONAL & TECHNICAL	0.00			
360 - RENTAL	0.00			
630 - BUILDINGS AND FIXED EQUIP	0.00			
670 - IMPROVE OTHER THAN BLDG	0.00			
680 - REMODELING & RENOVATIONS	0.00			
730-DUES AND FEES	0.00			
790 - MISCELLANEOUS EXPENSE	0.00			
Total 7400 - FACILITIES ACQ & CONST	0.00			

NORTH COUNTY CHARTER SCHOOL, INC.
Profit & Loss Budget vs. Actual
July 2013

	SPECIAL REVENUE FUND			
	Jul 13	Budget	$ Over Budget	% of Budget
7500 - FISCAL SERVICES				
310 - PROFESSIONAL & TECHNICAL	0.00			
Total 7500 - FISCAL SERVICES	0.00			
7600 - FOOD SERVICES				
310 - PROFESSIONAL & TECHNICAL	0.00	6,625.00	-6,625.00	0.0%
390 - OTHER PURCHASED SERVICES	495.00			
510 - SUPPLIES	0.00	316.63	-316.63	0.0%
570 - FOOD	0.00	5,583.37	-5,583.37	0.0%
641 - CAP, FURN, FIXT	0.00	125.00	-125.00	0.0%
642 - NON-CAP FURN, FIXT & EQUI	0.00	12.50	-12.50	0.0%
730 - DUES & FEES	0.00	14.13	-14.13	0.0%
790 - MISCELLANEOUS EXPENSES	0.00	208.37	-208.37	0.0%
Total 7600 - FOOD SERVICES	495.00	12,885.00	-12,390.00	3.84%
7800 - TRANSPORTATION				
360 - RENTALS	0.00			
Total 7800 - TRANSPORTATION	0.00			
7900 - OPERATION OF PLANT				
310 - PROFESSIONAL & TECHNICAL	0.00			
350 - REPAIRS AND MAINTENANCE	0.00			
370 - COMMUNICATIONS	0.00			
380 - UTILITIES	0.00			
390 - OTHER PURCHASED SERVICES	0.00			
510 - SUPPLIES	0.00			
790 - MISCELLANEOUS	0.00			
Total 7900 - OPERATION OF PLANT	0.00			
8100 - MAINTENANCE OF PLANT				
350 - REPAIRS AND MAINTENANCE	0.00			
510 - SUPPLIES	0.00			
642 - NON-CAP FURN, FIXT & EQUP	0.00			
Total 8100 - MAINTENANCE OF PLANT	0.00			
9200 - DEBT SERVICE				
720 - INTEREST EXPENSE	0.00			
790 - MISCELLANEOUS	0.00			
Total 9200 - DEBT SERVICE	0.00			
Total Expense	495.00	12,885.00	-12,390.00	3.84%
Net Ordinary Income	-495.00	-2,051.63	1,556.63	24.13%

NORTH COUNTY CHARTER SCHOOL, INC.
Profit & Loss Budget vs. Actual
July 2013

	SPECIAL REVENUE FUND			
	Jul 13	Budget	$ Over Budget	% of Budget
Net Income	-495.00	-2,051.63	1,556.63	24.13%

NORTH COUNTY CHARTER SCHOOL, INC.
Profit & Loss Budget vs. Actual
July 2013

	TOTAL			
	Jul 13	Budget	$ Over Budget	% of Budget
Ordinary Income/Expense				
Income				
3300 - REVENUE THRU STATE				
3397 - CAPITAL OUTLAY	0.00	6,250.00	-6,250.00	0.0%
Total 3300 - REVENUE THRU STATE	0.00	6,250.00	-6,250.00	0.0%
3400 - REV FROM LOCAL SOURCES				
3440 - GIFTS, GRANTS & BEQUESTS				
3440.1 - YEARBOOK SALES	0.00	183.37	-183.37	0.0%
3440.2 - FIELD TRIP FUNDS	0.00	233.37	-233.37	0.0%
3440.3 - GIFTS, DONATIONS	0.00	8.37	-8.37	0.0%
3440.5 - UNIFORMS	0.00	708.37	-708.37	0.0%
3440.6 - BEFORE/AFTER PROGRAM	0.00	2,666.63	-2,666.63	0.0%
3440.7 - OTHER-ERATE, ETC.	0.00	383.37	-383.37	0.0%
Total 3440 - GIFTS, GRANTS & BEQUESTS	0.00	4,183.48	-4,183.48	0.0%
3451 - STUDENT LUNCHES	0.00	10,833.37	-10,833.37	0.0%
3495 - RENT INCOME	825.00	1,250.00	-425.00	66.0%
Total 3400 - REV FROM LOCAL SOURCES	825.00	16,266.85	-15,441.85	5.07%
IRCSD PASS-THROUGH				
3000 - IRCSD - FUNDING	143,923.23	135,416.63	8,506.60	106.28%
Total IRCSD PASS-THROUGH	143,923.23	135,416.63	8,506.60	106.28%
Total Income	144,748.23	157,933.48	-13,185.25	91.65%
Gross Profit	144,748.23	157,933.48	-13,185.25	91.65%
Expense				
5100 BASIC (K-12)				
310 - PROFESSIONAL & TECHNICAL	0.00	54,583.37	-54,583.37	0.0%
310A - DAY CARE PROF/TECH	0.00	1,741.63	-1,741.63	0.0%
320 - INSURANCE & BOND PREMIUM	1,084.00	0.00	1,084.00	100.0%
330 - TRAVEL	0.00	116.63	-116.63	0.0%
390 - OTHER PURCHASED SERVICES	0.00	183.37	-183.37	0.0%
510 - SUPPLIES	0.00	1,750.00	-1,750.00	0.0%
510A - DAY CARE SUPPLIES	0.00	25.00	-25.00	0.0%
510B - UNIFORMS	0.00	375.00	-375.00	0.0%
520 - TEXTBOOKS	1,398.60	0.00	1,398.60	100.0%
590 - OTHER MATERIALS AND SUPPL	0.00	191.63	-191.63	0.0%
642 - NON-CAP FURN, FIXT & EQUP	0.00	308.37	-308.37	0.0%
643 - CAP COMPUTER HARDWARE	0.00	208.37	-208.37	0.0%
691 - CAPITALIZED SOFTWARE	0.00	8.37	-8.37	0.0%
692 - NONCAPITALIZED SOFTWARE	0.00	8.37	-8.37	0.0%

NORTH COUNTY CHARTER SCHOOL, INC.
Profit & Loss Budget vs. Actual
July 2013

	TOTAL			
	Jul 13	Budget	$ Over Budget	% of Budget
790 - MISCELLANEOUS EXPENSES	0.00	41.63	-41.63	0.0%
790A - DAYCARE MISCELLANEOUS	0.00	154.13	-154.13	0.0%
Total 5100 BASIC (K-12)	2,482.60	59,695.87	-57,213.27	4.16%
5200 - EXCEPTIONAL				
310 - PROFESSIONAL & TECHNICAL	0.00	625.00	-625.00	0.0%
Total 5200 - EXCEPTIONAL	0.00	625.00	-625.00	0.0%
6150 - PARENTAL INVOLVEMENT				
510 - SUPPLIES	0.00	20.87	-20.87	0.0%
Total 6150 - PARENTAL INVOLVEMENT	0.00	20.87	-20.87	0.0%
6400 - INSTRUCT STAFF TRAINING				
310 - PROFESSIONAL & TECHNICAL	0.00	54.13	-54.13	0.0%
790 - MISCELLANEOUS EXPENSES	0.00	8.37	-8.37	0.0%
Total 6400 - INSTRUCT STAFF TRAINING	0.00	62.50	-62.50	0.0%
7100 - BOARD				
320 - INSURANCE & BOND PREMIUMS	1,668.52	0.00	1,668.52	100.0%
330 - TRAVEL	0.00	66.63	-66.63	0.0%
Total 7100 - BOARD	1,668.52	66.63	1,601.89	2,504.16%
7300 - SCHOOL ADMINISTRATION				
310 - PROFESSIONAL & TECHNICAL	14,482.76	14,583.37	-100.61	99.31%
330 - TRAVEL	0.00	70.87	-70.87	0.0%
370 - COMMUNICATIONS	200.60	200.00	0.60	100.3%
390 - OTHER PURCHASED SERVICES	408.15	325.00	83.15	125.59%
510 - SUPPLIES	3,729.51	229.13	3,500.38	1,627.68%
642 - NON-CAP FURN, FIXT & EQUP	0.00	75.00	-75.00	0.0%
700 - OTHER EXPENSES	0.00	8.37	-8.37	0.0%
730 - DUES & FEES	48.00	145.87	-97.87	32.91%
790 - MISCELLANEOUS EXPENSES	0.00	83.37	-83.37	0.0%
Total 7300 - SCHOOL ADMINISTRATION	18,869.02	15,720.98	3,148.04	120.02%
7400 - FACILITIES ACQ & CONST				
310 - PROFESSIONAL & TECHNICAL	4,375.75	833.37	3,542.38	525.07%
360 - RENTAL	14.83	0.00	14.83	100.0%
630 - BUILDINGS AND FIXED EQUIP	159,600.00	83.37	159,516.63	191,435.77%
670 - IMPROVE OTHER THAN BLDG	33,751.25	13,574.62	20,176.63	248.64%
680 - REMODELING & RENOVATIONS	0.00	83.37	-83.37	0.0%
730-DUES AND FEES	279.00	83.37	195.63	334.65%
790 - MISCELLANEOUS EXPENSE	17.56	83.37	-65.81	21.06%
Total 7400 - FACILITIES ACQ & CONST	198,038.39	14,741.47	183,296.92	1,343.41%

NORTH COUNTY CHARTER SCHOOL, INC.
Profit & Loss Budget vs. Actual
July 2013

	TOTAL			
	Jul 13	Budget	$ Over Budget	% of Budget
7500 - FISCAL SERVICES				
310 - PROFESSIONAL & TECHNICAL	0.00	390.00	-390.00	0.0%
Total 7500 - FISCAL SERVICES	0.00	390.00	-390.00	0.0%
7600 - FOOD SERVICES				
310 - PROFESSIONAL & TECHNICAL	0.00	6,625.00	-6,625.00	0.0%
390 - OTHER PURCHASED SERVICES	495.00	0.00	495.00	100.0%
510 - SUPPLIES	0.00	316.63	-316.63	0.0%
570 - FOOD	0.00	5,583.37	-5,583.37	0.0%
641 - CAP, FURN, FIXT	0.00	125.00	-125.00	0.0%
642 - NON-CAP FURN, FIXT & EQUI	0.00	12.50	-12.50	0.0%
730 - DUES & FEES	0.00	14.13	-14.13	0.0%
790 - MISCELLANEOUS EXPENSES	0.00	208.37	-208.37	0.0%
Total 7600 - FOOD SERVICES	495.00	12,885.00	-12,390.00	3.84%
7800 - TRANSPORTATION				
360 - RENTALS	0.00	1,916.63	-1,916.63	0.0%
Total 7800 - TRANSPORTATION	0.00	1,916.63	-1,916.63	0.0%
7900 - OPERATION OF PLANT				
310 - PROFESSIONAL & TECHNICAL	1,119.11	3,750.00	-2,630.89	29.84%
350 - REPAIRS AND MAINTENANCE	3,336.00	2,083.37	1,252.63	160.13%
370 - COMMUNICATIONS	349.22	341.63	7.59	102.22%
380 - UTILITIES	1,301.00	2,225.00	-924.00	58.47%
390 - OTHER PURCHASED SERVICES	462.82	158.37	304.45	292.24%
510 - SUPPLIES	204.54	375.00	-170.46	54.54%
790 - MISCELLANEOUS	0.00	108.37	-108.37	0.0%
Total 7900 - OPERATION OF PLANT	6,772.69	9,041.74	-2,269.05	74.91%
8100 - MAINTENANCE OF PLANT				
350 - REPAIRS AND MAINTENANCE	0.00	316.63	-316.63	0.0%
510 - SUPPLIES	103.12	191.63	-88.51	53.81%
642 - NON-CAP FURN, FIXT & EQUP	0.00	41.63	-41.63	0.0%
Total 8100 - MAINTENANCE OF PLANT	103.12	549.89	-446.77	18.75%
9200 - DEBT SERVICE				
720 - INTEREST EXPENSE	7,643.33	7,800.00	-156.67	97.99%
790 - MISCELLANEOUS	10,174.99	10,100.00	74.99	100.74%
Total 9200 - DEBT SERVICE	17,818.32	17,900.00	-81.68	99.54%
Total Expense	246,247.66	133,616.58	112,631.08	184.29%
Net Ordinary Income	-101,499.43	24,316.90	-125,816.33	-417.4%

NORTH COUNTY CHARTER SCHOOL, INC.
Profit & Loss Budget vs. Actual
July 2013

	TOTAL			
	Jul 13	Budget	$ Over Budget	% of Budget
Net Income	-101,499.43	24,316.90	-125,816.33	-417.4%

ST PETER'S ACADEMY

Balance Sheet - Governmental Funds 07/31/2013

	#N/A	Fund Types →			
	Account Number	General	SR - Grants	Click Here Capital Projects	Total
ASSETS					
Cash and Cash Equivalents	1110	271,224.00			271,224.00
Investments	1160				0.00
Taxes Receivable, Net	1120				0.00
Accounts Receivable	1130	8,747.00			8,747.00
Due from:					
School District	1131				0.00
Charter Holder	1132				0.00
Other Charter School(s)	1133				0.00
Management Company	1134				0.00
Due from Other Funds:					
Budgetary Funds	1141				0.00
Internal Funds	1142				0.00
Inventory	1150				0.00
Interest Receivable	1170				0.00
Due from Reinsurer	1180				0.00
Other Current Assets:					
Deposits Receivable	1210				0.00
Due from Other Agencies	1220				0.00
Prepaid Items	1230	11,748.00			11,748.00
Total Assets		**291,719.00**	**0.00**	**0.00**	**291,719.00**
LIABILITIES AND FUND BALANCES					
Salaries, Benefits and Payroll Taxes Payable	2110	150.00			150.00
Payroll Deductions and Withholdings	2170	724.00			724.00
Accounts Payable	2120				0.00
Due to:					
School District	2121				0.00
Charter Holder	2122				0.00
Other Charter School(s)	2123				0.00
Management Company	2124				0.00
Judgments Payable	2130				0.00
Construction Contracts Payable	2140				0.00
Construction Contracts Payable-Retained Percentage	2150				0.00
Due to Fiscal Agent	2240				0.00
Sales Tax Payable	2260				0.00
Accrued Interest Payable	2210				0.00
Deposits Payable	2220				0.00
Due to Other Agencies	2230				0.00
Due to Other Funds:					
Budgetary Funds	2161				0.00
Internal Funds	2162				0.00
Deferred Revenue	2410				0.00
Total Liabilities		874.00	0.00	0.00	874.00
FUND BALANCES					
Reserved For:					
Endowments	2705				0.00
State Required Carryover Programs	2710				0.00
Encumbrances	2720				0.00
Inventory	2730				0.00
Other Purposes					0.00
Unreserved, Reported in:					
General Fund	2760	290,845.00			290,845.00
Special Revenue Fund - Capital Outlay	2760				0.00
Special Revenue Fund - Grants	2760		0.00		0.00
Capital Projects Funds	2760			0.00	0.00
Permanent Funds	2760				0.00
Total Fund Balances	2700	290,845.00	0.00	0.00	290,845.00
Total Liabilities and Fund Balances		**291,719.00**	**0.00**	**0.00**	**291,719.00**

Rev. 1-04

ts

ANDREW Jefferson, PRESIDENT 8/20/13

ST PETER'S ACADEMY
0
Revenue & Expenditures - Budget And Actual
July 31, 2013

	#N/A	General Fund			
		Budget Amounts			Variance with Final Budget - Positive (Negative)
	Function	*Original*	*Current*	Actual	
REVENUES					
Federal Through State & Local	3200				0.00
State Sources	3300	1,002,009.00	1,002,009.00	93,921.00	(908,088.00)
Federal Direct VPK Income	3370	122,500.00	122,500.00	3,820.00	(118,680.00)
Local Sources	3400	7,000.00	7,000.00	89.00	(6,911.00)
Total Revenues		1,131,509.00	1,131,509.00	97,830.00	(1,033,679.00)
EXPENDITURES					
Current:					
Instruction	5000	554,779.00	554,779.00	11,838.00	542,941.00
Pupil Personnel Services	6100				0.00
Instructional Media Services	6200	7,000.00	7,000.00		7,000.00
Instruction and Curriculum Development Services	6300				0.00
Instructional Staff Training Services	6400	1,500.00	1,500.00		1,500.00
Instruction Related Technology	6500				0.00
Board	7100				0.00
Administration Fees:					
District Holdback Fee	7201				0.00
Charter Holder	7202				0.00
Management Company	7203				0.00
Other	7204				0.00
School Administration	7300	268,335.00	268,335.00	14,316.00	254,019.00
Facilities Acquisition and Construction	7400				0.00
Fiscal Services	7500	17,500.00	17,500.00		17,500.00
Food Services	7600				0.00
Central Services	7700				0.00
Pupil Transportation Services	7800	55,000.00	55,000.00	538.00	54,462.00
Operation of Plant	7900	140,000.00	140,000.00	11,184.00	128,816.00
Maintenance of Plant	8100				0.00
Administrative Technology Services	8200				0.00
Community Services	9100				0.00
Debt Service: (Function 9200)					
Retirement of Principal	710				0.00
Interest	720				0.00
Dues, Fees and Issuance Costs	730				0.00
Miscellaneous Expenditures	790				0.00
Capital Outlay:					
Facilities Acquisition and Construction	7420				0.00
Other Capital Outlay	9300				0.00
Total Expenditures		1,044,114.00	1,044,114.00	37,876.00	1,006,238.00
Excess (Deficiency) of Revenues Over (Under) Expenditures		87,395.00	87,395.00	59,954.00	(27,441.00)
Loans Incurred	3720				0.00
Proceeds from the Sale of Capital Assets	3730				0.00
Loss Recoveries	3740				0.00
Proceeds of Forward Supply Contract	3760				0.00
Special Facilities Construction Advances	3770				0.00
Transfers In	3600			520.00	520.00
Transfers Out	9700			(7,125.00)	(7,125.00)
Total Other Financing Sources (Uses)		0.00	0.00	(6,605.00)	(6,605.00)
SPECIAL ITEMS					
					0.00
EXTRAORDINARY ITEMS					
					0.00
Net Change in Fund Balances		87,395.00	87,395.00	53,349.00	(34,046.00)
Fund Balance - Beginning of Year	2800	237,496.00	237,496.00	237,496.00	0.00
Adjustment to Fund Balance	2891				0.00
Fund Balance - End of Year	2700	324,891.00	324,891.00	290,845.00	(34,046.00)

Rev. 1.c4
ts

ST PETER'S ACADEMY

0

Revenue & Expenditures - Budget And Actual

July 31, 2013

	#N/A	Special Revenue - Grants			
		Budget Amounts			Variance with
	Function	*Original*	*Current*	Actual	Final Budget - Positive (Negative)
REVENUES					
ARRA SFSF	**3210**				0.00
Ed Job Funds	**3215**				0.00
IDEA	**3230**				0.00
Federal Through State & Local Title One	**3240**	98,000.00	98,000.00	0.00	(98,000.00)
Federal Direct Food Services	**3260**	124,749.00	124,749.00	0.00	(124,749.00)
State Sources	**3300**				0.00
Local Sources	**3400**	2,500.00	2,500.00	0.00	(2,500.00)
Total Revenues		225,249.00	225,249.00	0.00	(225,249.00)
EXPENDITURES					
Current:			0.00		
Instruction	**5000**	112,500.00	112,500.00	5,320.00	107,180.00
Pupil Personnel Services	**6100**				0.00
Instructional Media Services	**6200**				0.00
Instruction and Curriculum Development Services	**6300**				0.00
Instructional Staff Training Services	**6400**				0.00
Instruction Related Technology	**6500**				0.00
Board	**7100**				0.00
Administration Fees:					
District Holdback Fee	**7201**				0.00
Charter Holder	**7202**				0.00
Management Company	**7203**				0.00
Other	**7204**				0.00
School Administration	**7300**				0.00
Facilities Acquisition and Construction	**7400**				0.00
Fiscal Services	**7500**				0.00
Food Services	**7600**	97,500.00	97,500.00	1,805.00	95,695.00
Central Services	**7700**				0.00
Pupil Transportation Services	**7800**				0.00
Operation of Plant	**7900**				0.00
Maintenance of Plant	**8100**				0.00
Administrative Technology Services	**8200**				0.00
Community Services	**9100**				0.00
Debt Service: (Function 9200)					
Retirement of Principal	**710**				0.00
Interest	**720**				0.00
Dues, Fees and Issuance Costs	**730**				0.00
Miscellaneous Expenditures	**790**				0.00
Capital Outlay:					
Facilities Acquisition and Construction	**7420**				0.00
Other Capital Outlay	**9300**				0.00
Total Expenditures		210,000.00	210,000.00	7,125.00	202,875.00
Excess (Deficiency) of Revenues Over (Under) Expenditures		15,249.00	15,249.00	(7,125.00)	(22,374.00)
OTHER FINANCING SOURCES (USES)					
Loans Incurred	**3720**				0.00
Proceeds from the Sale of Capital Assets	**3730**				0.00
Loss Recoveries	**3740**				0.00
Proceeds of Forward Supply Contract	**3760**				0.00
Special Facilities Construction Advances	**3770**				0.00
Transfers In	**3600**			7,125.00	7,125.00
Transfers Out	**9700**	(29,676.00)	(29,676.00)		29,676.00
Total Other Financing Sources (Uses)		(29,676.00)	(29,676.00)	7,125.00	36,801.00
SPECIAL ITEMS					
					0.00
EXTRAORDINARY ITEMS					
					0.00
Net Change in Fund Balances		(14,427.00)	(14,427.00)	0.00	14,427.00
Fund Balance - Beginning of Year	**2800**				0.00
Adjustment to Fund Balance	**2891**				0.00
Fund Balance - End of Year	**2700**	(14,427.00)	(14,427.00)	0.00	14,427.00

Rev. 1.64

ts

ST PETER'S ACADEMY

0

Revenue & Expenditures - Budget And Actual

July 31, 2013

	#N/A	Capital Project			
		Budget Amounts			
	Function	*Original*	*Current*	Actual	Variance with Budget - Positive (Negative)
REVENUES					
Federal Direct	3100				0.00
Federal Through State & Local	3200				0.00
State Sources	3300	50,000.00	50,000.00	4,174.00	(45,826.00)
Local Sources	3400				0.00
Total Revenues		50,000.00	50,000.00	4,174.00	(45,826.00)
EXPENDITURES					
Current:					
Instruction	5000				0.00
Pupil Personnel Services	6100				0.00
Instructional Media Services	6200				0.00
Instruction and Curriculum Development Services	6300				0.00
Instructional Staff Training Services	6400				0.00
Instruction Related Technology	6500				0.00
Board	7100				0.00
Administration Fees:					
District Holdback Fee	7201				0.00
Charter Holder	7202				0.00
Management Company	7203				0.00
Other	7204				0.00
School Administration	7300				0.00
Facilities Acquisition and Construction	7400				0.00
Fiscal Services	7500				0.00
Food Services	7600				0.00
Central Services	7700				0.00
Pupil Transportation Services	7800				0.00
Operation of Plant	7900				0.00
Maintenance of Plant	8100				0.00
Administrative Technology Services	8200				0.00
Community Services	9100				0.00
Debt Service: (Function 9200)					
Retirement of Principal	710	20,000.00	20,000.00	1,948.00	18,052.00
Interest	720	23,848.00	23,848.00	1,706.00	22,142.00
Dues, Fees and Issuance Costs	730				0.00
Miscellaneous Expenditures	790	3,000.00	3,000.00		3,000.00
Capital Outlay:					
Facilities Acquisition and Construction	7420				0.00
Other Capital Outlay	9300				0.00
Total Expenditures		46,848.00	46,848.00	3,654.00	43,194.00
Excess (Deficiency) of Revenues Over (Under) Expenditures		3,152.00	3,152.00	520.00	(2,632.00)
OTHER FINANCING SOURCES (USES)					
Loans Incurred	3720				0.00
Proceeds from the Sale of Capital Assets	3730				0.00
Loss Recoveries	3740				0.00
Proceeds of Forward Supply Contract	3760				0.00
Special Facilities Construction Advances	3770				0.00
Transfers In	3600				0.00
Transfers Out	9700			(520.00)	(520.00)
Total Other Financing Sources (Uses)		0.00	0.00	(520.00)	(520.00)
SPECIAL ITEMS					
					0.00
EXTRAORDINARY ITEMS					
					0.00
Net Change in Fund Balances		3,152.00	3,152.00	0.00	(3,152.00)
Fund Balance - Beginning of Year	2800				0.00
Adjustment to Fund Balance	2891				0.00
Fund Balance - End of Year	2700	3,152.00	3,152.00	0.00	(3,152.00)

Rev. 1.c4
ts

SEBASTIAN CHARTER JUNIOR HIGH, INC.

Financial Statements
with
Independent Accountants' Compilation Report

July 31, 2013

KMETZ NUTTALL ELWELL GRAHAM, PLLC

Independent Accountants' Compilation Report

To the Board of Directors
Sebastian Charter Junior High, Inc.
Sebastian, Florida

We have compiled the accompanying balance sheet of Sebastian Charter Junior High, Inc. as of July 31, 2013, and the related statement of profit and loss by fund and profit and loss budget vs. actual by fund for one month and the period then ended. We have not audited or reviewed the accompanying financial statements and, accordingly, do not express an opinion or provide any assurance about whether the financial statements are in accordance with accounting principles generally accepted in the United States of America.

Management is responsible for the preparation and fair presentation of the financial statements in accordance with accounting principles generally accepted in the United States of America and for designing, implementing, and maintaining internal control relevant to the preparation and fair presentation of the financial statements.

Our responsibility is to conduct the compilation in accordance with Statements on Standards for Accounting and Review Services issued by the American Institute of Certified Public Accountants. The objective of a compilation is to assist management in presenting financial information in the form of financial statements without undertaking to obtain or provide any assurance that there are no material modifications that should be made to the financial statements.

Management has elected to omit substantially all of the disclosures required by accounting principles generally accepted in the United States of America. If the omitted disclosures were included in the financial statements, they might influence the user's conclusions about the School's financial position and results of operations. Accordingly, these financial statements are not designed for those who are not informed about such matters.

Kmetz, Nuttall, Elwell, Graham

Kmetz, Nuttall, Elwell, Graham, PLLC
Certified Public Accountants

September 3, 2013

SEBASTIAN CHARTER JUNIOR HIGH
Balance Sheet As of 07/31/13

	Governmental Fund Types			Account Groups		
Assets	**General**	**Capital**	**Federal**	**General Fixed Assets**	**General Long-Term Debt**	**Total**
Current Assets						
Cash in bank	$142,352.11	$ 277,002.17	$ -	$ -	$ -	$ 419,354.28
Due from other agencies	-	-	-	-	-	-
Due from other fund	20,024.78	-	-	-	-	20,024.78
Deposit receivable	-	-	-	-	-	-
Accrued interest receivable	-	-	-	-	-	-
Current Asset Subtotal	162,376.89	277,002.17	-	-	-	439,379.06
Fixed Assets						
Land	-	-	-	180,733.00	-	180,733.00
Land improvements	-	-	-	-	-	-
Improvements other than build.	-	-	-	-	-	-
Building & improvements	-	-	-	-	-	-
Furniture, Fixtures & Equipment	-	-	-	29,254.00	-	29,254.00
Construction in Progress	-	-	-	2,326,185.72	-	2,326,185.72
Property under capital lease	-	-	-	35,935.00	-	35,935.00
Computer Software	-	-	-	11,277.00	-	11,277.00
Fixed Asset Subtotal	-	-	-	2,583,384.72	-	2,583,384.72
Other Assets: Amt available for debt service						
Note payable	-	-	-	-	1,905,883.87	1,905,883.87
Short term loan	-	-	-	-	-	-
Capital leases	-	-	-	-	27,566.98	27,566.98
Other Assets Subtotal	-	-	-	-	1,933,450.85	1,933,450.85
Total Asset	$162,376.89	$ 277,002.17	$ -	$ 2,583,384.72	$ 1,933,450.85	$ 4,956,214.63
Liabilities						
Current Liabilities						
Accounts payable	$ -	$ -	$ -	$ -	$ -	$ -
Payroll taxes payable	17.68	-	-	-	-	17.68
Retirement payable	42.29	-	-	-	-	42.29
Construction payable	-	-	-	-	-	-
Due to other fund	-	20,024.78	-	-	-	20,024.78
Deferred revenue	-	-	-	-	-	-
Current Liabilities Subtotal	59.97	20,024.78	-	-	-	20,084.75
Long Term Liabilities						
Note payable	-	-	-	-	1,905,883.87	1,905,883.87
Short term loan	-	-	-	-	-	-
Obligation under capital leases	-	-	-	-	27,566.98	27,566.98
Long Term Liabilities Subtotal	-	-	-	-	1,933,450.85	1,933,450.85
Liabilities Total	59.97	20,024.78	-	-	1,933,450.85	1,953,535.60
Equity						
Fund balance, 6/30/13	121,032.29	151,732.48	-	-	-	272,764.77
Investment in fixed assets	-	-	-	2,583,384.72	-	2,583,384.72
Equity subtotal	121,032.29	151,732.48	-	2,583,384.72	-	2,856,149.49
Net Addition/(Deficit)	41,284.63	105,244.91	-	-	-	146,529.54
Equity Total	162,316.92	256,977.39	-	2,583,384.72	-	3,002,679.03
Total Liabilities and Equity	$162,376.89	$ 277,002.17	$ -	$ 2,583,384.72	$ 1,933,450.85	$ 4,956,214.63

See independent accountants' compliation report.

Signature: _____ **Date:** _____

SEBASTIAN CHARTER JUNIOR HIGH
Profit & Loss by Class
July 2013

	CAPITAL PROJECTS FUND		GENERAL FUND	
	Jul 13	Jul 13	Jul 13	Jul 13
Ordinary Income/Expense				
Income				
3300 - REVENUE THRU STATE				
3390 - CAPITAL OUTLAY	5,316.00	5,316.00	0.00	0.00
Total 3300 - REVENUE THRU STATE	5,316.00	5,316.00	0.00	0.00
3400 - REV FROM LOCAL SOURCES				
3430 - INTEREST-CAPITAL OUTLAY	1.75	1.75	0.00	0.00
3490 - MISC LOCAL SOURCES	0.00	0.00	1,950.21	1,950.21
3495 fundraising activity	0.00	0.00	394.00	394.00
Total 3400 - REV FROM LOCAL SOURCES	1.75	1.75	2,344.21	2,344.21
IRCSD PASS-THROUGH				
3000 - IRCSD - FUNDING	0.00	0.00	114,020.38	114,020.38
Total IRCSD PASS-THROUGH	0.00	0.00	114,020.38	114,020.38
Total Income	5,317.75	5,317.75	116,364.59	116,364.59
Gross Profit	5,317.75	5,317.75	116,364.59	116,364.59
Expense				
5100 BASIC (K-12)				
120 - SALARY-TEACHER	0.00	0.00	37,212.74	37,212.74
140 - SALARY - SUBSTITUTE TEACH	0.00	0.00	413.12	413.12
150 - AIDE	0.00	0.00	1,300.00	1,300.00
220 - SOCIAL SECURITY	0.00	0.00	3,058.71	3,058.71
230 - GROUP INSURANCE	0.00	0.00	4,228.01	4,228.01
240 - WORKER'S COMPENSATION	0.00	0.00	472.00	472.00
250 - UNEMPLOYMENT	0.00	0.00	974.23	974.23
320 - INSURANCE	0.00	0.00	248.00	248.00
390 - OTHER PURCHASED SERVICES	0.00	0.00	67.10	67.10
510 - SUPPLIES	0.00	0.00	1,847.68	1,847.68
642 - NON-CAP FURN, FIXT & EQUP	0.00	0.00	45.12	45.12
692 - NONCAPITALIZED SOFTWARE	0.00	0.00	1,275.00	1,275.00
730 - DUES AND FEES	0.00	0.00	50.95	50.95
Total 5100 BASIC (K-12)	0.00	0.00	51,192.66	51,192.66
7100 - BOARD				
310 - PROFESSIONAL & TECHNICAL	0.00	0.00	175.00	175.00
Total 7100 - BOARD	0.00	0.00	175.00	175.00
7300 - SCHOOL ADMINISTRATION				
110 - SALARY - ADMINISTRATOR	0.00	0.00	15,201.52	15,201.52
220 - SOCIAL SECURITY	0.00	0.00	1,042.88	1,042.88

SEBASTIAN CHARTER JUNIOR HIGH
Profit & Loss by Class
July 2013

	CAPITAL PROJECTS FUND		GENERAL FUND	
	Jul 13	Jul 13	Jul 13	Jul 13
230 - GROUP INSURANCE	0.00	0.00	3,543.26	3,543.26
360 - RENTALS	0.00	0.00	671.27	671.27
390 - OTHER PURCHASED SERVICES	0.00	0.00	96.00	96.00
730 - DUES & FEES	0.00	0.00	-1,607.00	-1,607.00
Total 7300 - SCHOOL ADMINISTRATION	0.00	0.00	18,947.93	18,947.93
7400 - FACILITIES ACQ & CONST				
630 - BUILDINGS AND FIXED EQUIP	-761.28	-761.28	0.00	0.00
680 - REMODELING & RENOVATIONS	0.00	0.00	194.93	194.93
Total 7400 - FACILITIES ACQ & CONST	-761.28	-761.28	194.93	194.93
7500 - FISCAL SERVICES				
310 - PROFESSIONAL & TECHNICAL	0.00	0.00	220.00	220.00
692 - NONCAPITALIZED SOFTWARE	0.00	0.00	477.49	477.49
730 - DUES AND FEES	0.00	0.00	6.00	6.00
Total 7500 - FISCAL SERVICES	0.00	0.00	703.49	703.49
7900 - OPERATION OF PLANT				
320 - INSURANCE & BOND PREMIUMS	0.00	0.00	2,287.18	2,287.18
380 - UTILITIES	0.00	0.00	398.65	398.65
430 - ELECTRICITY	0.00	0.00	1,180.12	1,180.12
Total 7900 - OPERATION OF PLANT	0.00	0.00	3,865.95	3,865.95
9200 - DEBT SERVICE				
720 - INTEREST EXPENSE	6,131.58	6,131.58	0.00	0.00
Total 9200 - DEBT SERVICE	6,131.58	6,131.58	0.00	0.00
Total Expense	5,370.30	5,370.30	75,079.96	75,079.96
Net Ordinary Income	-52.55	-52.55	41,284.63	41,284.63
Other Income/Expense				
Other Income				
3720 - LOAN PROCEEDS	105,297.46	105,297.46	0.00	0.00
Total Other Income	105,297.46	105,297.46	0.00	0.00
Net Other Income	105,297.46	105,297.46	0.00	0.00
Net Income	**105,244.91**	**105,244.91**	**41,284.63**	**41,284.63**

SEBASTIAN CHARTER JUNIOR HIGH
Profit & Loss by Class
July 2013

	TOTAL	
	Jul 13	Jul 13
Ordinary Income/Expense		
Income		
3300 - REVENUE THRU STATE		
3390 - CAPITAL OUTLAY	5,316.00	5,316.00
Total 3300 - REVENUE THRU STATE	5,316.00	5,316.00
3400 - REV FROM LOCAL SOURCES		
3430 - INTEREST-CAPITAL OUTLAY	1.75	1.75
3490 - MISC LOCAL SOURCES	1,950.21	1,950.21
3495 fundraising activity	394.00	394.00
Total 3400 - REV FROM LOCAL SOURCES	2,345.96	2,345.96
IRCSD PASS-THROUGH		
3000 - IRCSD - FUNDING	114,020.38	114,020.38
Total IRCSD PASS-THROUGH	114,020.38	114,020.38
Total Income	121,682.34	121,682.34
Gross Profit	121,682.34	121,682.34
Expense		
5100 BASIC (K-12)		
120 - SALARY-TEACHER	37,212.74	37,212.74
140 - SALARY - SUBSTITUTE TEACH	413.12	413.12
150 - AIDE	1,300.00	1,300.00
220 - SOCIAL SECURITY	3,058.71	3,058.71
230 - GROUP INSURANCE	4,228.01	4,228.01
240 - WORKER'S COMPENSATION	472.00	472.00
250 - UNEMPLOYMENT	974.23	974.23
320 - INSURANCE	248.00	248.00
390 - OTHER PURCHASED SERVICES	67.10	67.10
510 - SUPPLIES	1,847.68	1,847.68
642 - NON-CAP FURN, FIXT & EQUP	45.12	45.12
692 - NONCAPITALIZED SOFTWARE	1,275.00	1,275.00
730 - DUES AND FEES	50.95	50.95
Total 5100 BASIC (K-12)	51,192.66	51,192.66
7100 - BOARD		
310 - PROFESSIONAL & TECHNICAL	175.00	175.00
Total 7100 - BOARD	175.00	175.00
7300 - SCHOOL ADMINISTRATION		
110 - SALARY - ADMINISTRATOR	15,201.52	15,201.52
220 - SOCIAL SECURITY	1,042.88	1,042.88

SEBASTIAN CHARTER JUNIOR HIGH
Profit & Loss by Class
July 2013

	TOTAL	
	Jul 13	Jul 13
230 - GROUP INSURANCE	3,543.26	3,543.26
360 - RENTALS	671.27	671.27
390 - OTHER PURCHASED SERVICES	96.00	96.00
730 - DUES & FEES	-1,607.00	-1,607.00
Total 7300 - SCHOOL ADMINISTRATION	18,947.93	18,947.93
7400 - FACILITIES ACQ & CONST		
630 - BUILDINGS AND FIXED EQUIP	-761.28	-761.28
680 - REMODELING & RENOVATIONS	194.93	194.93
Total 7400 - FACILITIES ACQ & CONST	-566.35	-566.35
7500 - FISCAL SERVICES		
310 - PROFESSIONAL & TECHNICAL	220.00	220.00
692 - NONCAPITALIZED SOFTWARE	477.49	477.49
730 - DUES AND FEES	6.00	6.00
Total 7500 - FISCAL SERVICES	703.49	703.49
7900 - OPERATION OF PLANT		
320 - INSURANCE & BOND PREMIUMS	2,287.18	2,287.18
380 - UTILITIES	398.65	398.65
430 - ELECTRICITY	1,180.12	1,180.12
Total 7900 - OPERATION OF PLANT	3,865.95	3,865.95
9200 - DEBT SERVICE		
720 - INTEREST EXPENSE	6,131.58	6,131.58
Total 9200 - DEBT SERVICE	6,131.58	6,131.58
Total Expense	80,450.26	80,450.26
Net Ordinary Income	41,232.08	41,232.08
Other Income/Expense		
Other Income		
3720 - LOAN PROCEEDS	105,297.46	105,297.46
Total Other Income	105,297.46	105,297.46
Net Other Income	105,297.46	105,297.46
Net Income	**146,529.54**	**146,529.54**

SEBASTIAN CHARTER JUNIOR HIGH
Profit & Loss Budget vs. Actual
July 2013

	CAPITAL PROJECTS FUND		
	Jul 13	Budget	$ Over Budget
Ordinary Income/Expense			
Income			
3300 - REVENUE THRU STATE			
3390 - CAPITAL OUTLAY	5,316.00	6,084.88	-768.88
Total 3300 - REVENUE THRU STATE	5,316.00	6,084.88	-768.88
3400 - REV FROM LOCAL SOURCES			
3430 - INTEREST-CAPITAL OUTLAY	1.75		
3440 - GIFTS, GRANTS, BEQUESTS	0.00		
3490 - MISC LOCAL SOURCES	0.00		
3495 fundraising activity	0.00		
Total 3400 - REV FROM LOCAL SOURCES	1.75		
IRCSD PASS-THROUGH			
3000 - IRCSD - FUNDING	0.00		
Total IRCSD PASS-THROUGH	0.00		
Total Income	5,317.75	6,084.88	-767.13
Gross Profit	5,317.75	6,084.88	-767.13
Expense			
5100 BASIC (K-12)			
120 - SALARY-TEACHER	0.00		
140 - SALARY - SUBSTITUTE TEACH	0.00		
150 - AIDE	0.00		
160 - OTHER SUPPORT PERSONNEL	0.00		
210 - RETIREMENT	0.00		
220 - SOCIAL SECURITY	0.00		
230 - GROUP INSURANCE	0.00		
240 - WORKER'S COMPENSATION	0.00		
250 - UNEMPLOYMENT	0.00		
310 - PROFESSIONAL & TECHNICAL	0.00		
320 - INSURANCE	0.00		
330 - TRAVEL	0.00		
350 - REPAIRS & MAINTENANCE	0.00		
390 - OTHER PURCHASED SERVICES	0.00		
510 - SUPPLIES	0.00		
520 - TEXTBOOKS	0.00		
641 - CAP. FURN. FIX	0.00		
642 - NON-CAP FURN, FIXT & EQUP	0.00		
643 - CAP COMPUTER HARDWARE	0.00		
644 - NONCAP COMPUTER HARDWARE	0.00		
691 - CAPITALIZED SOFTWARE	0.00		

SEBASTIAN CHARTER JUNIOR HIGH
Profit & Loss Budget vs. Actual
July 2013

	CAPITAL PROJECTS FUND		
	Jul 13	Budget	$ Over Budget
692 - NONCAPITALIZED SOFTWARE	0.00		
730 - DUES AND FEES	0.00		
790 - MISCELLANEOUS EXPENSES	0.00		
Total 5100 BASIC (K-12)	0.00		
5200 - EXCEPTIONAL			
120 - SALARY - TEACHER	0.00		
150 - AIDE	0.00		
210 - RETIREMENT	0.00		
220 - SOCIAL SECURITY	0.00		
230 - GROUP INSURANCE	0.00		
240 - WORKER'S COMPENSATION	0.00		
250 - UNEMPLOYMENT	0.00		
310 - PROFESSIONAL & TECHNICAL	0.00		
330 - TRAVEL	0.00		
510 - SUPPLIES	0.00		
520-textbooks	0.00		
790 - MISCELLANEOUS	0.00		
Total 5200 - EXCEPTIONAL	0.00		
6300 - INST & CURR DEV SERVICES			
120-salaries	0.00		
220 - SOCIAL SECURITY	0.00		
240 - WORKER'S COMPENSATION	0.00		
250 - UNEMPLOYMENT	0.00		
Total 6300 - INST & CURR DEV SERVICES	0.00		
6400 - INSTRUCT STAFF TRAINING			
310 - PROFESSIONAL & TECHNICAL	0.00		
330 - TRAVEL	0.00		
Total 6400 - INSTRUCT STAFF TRAINING	0.00		
7100 - BOARD			
310 - PROFESSIONAL & TECHNICAL	0.00		
320 - INSURANCE & BOND PREMIUMS	0.00		
330 - TRAVEL	0.00		
790 - MISCELLANEOUS EXPENSES	0.00		
Total 7100 - BOARD	0.00		
7300 - SCHOOL ADMINISTRATION			
110 - SALARY - ADMINISTRATOR	0.00		
160 - OTHER SUPPORT PERSONNEL	0.00		
220 - SOCIAL SECURITY	0.00		
230 - GROUP INSURANCE	0.00		

SEBASTIAN CHARTER JUNIOR HIGH
Profit & Loss Budget vs. Actual
July 2013

	CAPITAL PROJECTS FUND		
	Jul 13	Budget	$ Over Budget
240 - WORKER'S COMPENSATION	0.00		
250 - UNEMPLOYMENT	0.00		
310 - PROFESSIONAL & TECHNICAL	0.00		
320-INSURANCE	0.00		
330 - TRAVEL	0.00		
350 - REPAIRS & MAINTENANCE	0.00		
360 - RENTALS	0.00		
390 - OTHER PURCHASED SERVICES	0.00		
510 - SUPPLIES	0.00		
641 - CAP. FURN. FIX.	0.00		
644 - NON CAP COMPUTER HARDWARE	0.00		
730 - DUES & FEES	0.00		
790 - MISCELLANEOUS EXPENSES	0.00		
Total 7300 - SCHOOL ADMINISTRATION	0.00		
7400 - FACILITIES ACQ & CONST			
630 - BUILDINGS AND FIXED EQUIP	-761.28	54,333.37	-55,094.65
670 - IMPROVE OTHER THAN BLDG	0.00	4,000.00	-4,000.00
680 - REMODELING & RENOVATIONS	0.00		
Total 7400 - FACILITIES ACQ & CONST	-761.28	58,333.37	-59,094.65
7500 - FISCAL SERVICES			
310 - PROFESSIONAL & TECHNICAL	0.00		
692 - NONCAPITALIZED SOFTWARE	0.00		
730 - DUES AND FEES	0.00		
790 - MISCELLANEOUS EXPENSES	0.00		
Total 7500 - FISCAL SERVICES	0.00		
7800 - TRANSPORTATION			
390 - OTHER PURCHASED SERVICES	0.00		
Total 7800 - TRANSPORTATION	0.00		
7900 - OPERATION OF PLANT			
160 - OTHER SUPPORT PERSONNEL	0.00		
320 - INSURANCE & BOND PREMIUMS	0.00		
350 - REPAIRS AND MAINTENANCE	0.00		
370 - COMMUNICATIONS	0.00		
380 - UTILITIES	0.00		
390 - OTHER PURCHASED SERVICES	0.00		
430 - ELECTRICITY	0.00		
510 - SUPPLIES	0.00		
790 - MISCELLANEOUS	0.00		
Total 7900 - OPERATION OF PLANT	0.00		

SEBASTIAN CHARTER JUNIOR HIGH
Profit & Loss Budget vs. Actual
July 2013

	CAPITAL PROJECTS FUND		
	Jul 13	Budget	$ Over Budget
8100 - MAINTENANCE OF PLANT			
350 - REPAIRS AND MAINTENANCE	0.00		
510 - SUPPLIES	0.00		
Total 8100 - MAINTENANCE OF PLANT	0.00		
9200 - DEBT SERVICE			
720 - INTEREST EXPENSE	6,131.58	9,436.63	-3,305.05
790 - RETIREMENT OF PRINCIPAL	0.00	3,645.87	-3,645.87
Total 9200 - DEBT SERVICE	6,131.58	13,082.50	-6,950.92
Total Expense	5,370.30	71,415.87	-66,045.57
Net Ordinary Income	-52.55	-65,330.99	65,278.44
Other Income/Expense			
Other Income			
3720 - LOAN PROCEEDS	105,297.46	57,500.00	47,797.46
Total Other Income	105,297.46	57,500.00	47,797.46
Net Other Income	105,297.46	57,500.00	47,797.46
Net Income	**105,244.91**	**-7,830.99**	**113,075.90**

SEBASTIAN CHARTER JUNIOR HIGH
Profit & Loss Budget vs. Actual
July 2013

GENEI

	% of Budget	Jul 13	Budget
Ordinary Income/Expense			
Income			
3300 - REVENUE THRU STATE			
3390 - CAPITAL OUTLAY	87.36%	0.00	
Total 3300 - REVENUE THRU STATE	87.36%	0.00	
3400 - REV FROM LOCAL SOURCES			
3430 - INTEREST-CAPITAL OUTLAY		0.00	
3440 - GIFTS, GRANTS, BEQUESTS		0.00	11,368.50
3490 - MISC LOCAL SOURCES		1,950.21	833.37
3495 fundraising activity		394.00	750.00
Total 3400 - REV FROM LOCAL SOURCES		2,344.21	12,951.87
IRCSD PASS-THROUGH			
3000 - IRCSD - FUNDING		114,020.38	102,890.13
Total IRCSD PASS-THROUGH		114,020.38	102,890.13
Total Income	87.39%	116,364.59	115,842.00
Gross Profit	87.39%	116,364.59	115,842.00
Expense			
5100 BASIC (K-12)			
120 - SALARY-TEACHER		37,212.74	41,576.38
140 - SALARY - SUBSTITUTE TEACH		413.12	4,000.00
150 - AIDE		1,300.00	1,163.00
160 - OTHER SUPPORT PERSONNEL		0.00	10.38
210 - RETIREMENT		0.00	8.37
220 - SOCIAL SECURITY		3,058.71	3,575.62
230 - GROUP INSURANCE		4,228.01	4,983.37
240 - WORKER'S COMPENSATION		472.00	425.00
250 - UNEMPLOYMENT		974.23	1,375.00
310 - PROFESSIONAL & TECHNICAL		0.00	833.37
320 - INSURANCE		248.00	300.00
330 - TRAVEL		0.00	83.37
350 - REPAIRS & MAINTENANCE		0.00	20.00
390 - OTHER PURCHASED SERVICES		67.10	450.00
510 - SUPPLIES		1,847.68	2,083.37
520 - TEXTBOOKS		0.00	2,500.00
641 - CAP. FURN. FIX		0.00	833.37
642 - NON-CAP FURN, FIXT & EQUP		45.12	1,368.50
643 - CAP COMPUTER HARDWARE		0.00	125.00
644 - NONCAP COMPUTER HARDWARE		0.00	250.00
691 - CAPITALIZED SOFTWARE		0.00	41.63

SEBASTIAN CHARTER JUNIOR HIGH
Profit & Loss Budget vs. Actual
July 2013

GENE

	% of Budget	Jul 13	Budget
692 - NONCAPITALIZED SOFTWARE		1,275.00	425.00
730 - DUES AND FEES		50.95	100.00
790 - MISCELLANEOUS EXPENSES		0.00	83.37
Total 5100 BASIC (K-12)		51,192.66	66,614.10
5200 - EXCEPTIONAL			
120 - SALARY - TEACHER		0.00	4,519.50
150 - AIDE		0.00	3,714.13
210 - RETIREMENT		0.00	1.00
220 - SOCIAL SECURITY		0.00	483.37
230 - GROUP INSURANCE		0.00	1,436.75
240 - WORKER'S COMPENSATION		0.00	68.12
250 - UNEMPLOYMENT		0.00	19.00
310 - PROFESSIONAL & TECHNICAL		0.00	750.00
330 - TRAVEL		0.00	8.37
510 - SUPPLIES		0.00	41.63
520-textbooks		0.00	16.63
790 - MISCELLANEOUS		0.00	8.37
Total 5200 - EXCEPTIONAL		0.00	11,066.87
6300 - INST & CURR DEV SERVICES			
120-salaries		0.00	200.00
220 - SOCIAL SECURITY		0.00	15.37
240 - WORKER'S COMPENSATION		0.00	2.62
250 - UNEMPLOYMENT		0.00	3.87
Total 6300 - INST & CURR DEV SERVICES		0.00	221.86
6400 - INSTRUCT STAFF TRAINING			
310 - PROFESSIONAL & TECHNICAL		0.00	25.00
330 - TRAVEL		0.00	50.00
Total 6400 - INSTRUCT STAFF TRAINING		0.00	75.00
7100 - BOARD			
310 - PROFESSIONAL & TECHNICAL		175.00	416.63
320 - INSURANCE & BOND PREMIUMS		0.00	83.37
330 - TRAVEL		0.00	8.37
790 - MISCELLANEOUS EXPENSES		0.00	150.00
Total 7100 - BOARD		175.00	658.37
7300 - SCHOOL ADMINISTRATION			
110 - SALARY - ADMINISTRATOR		15,201.52	15,110.62
160 - OTHER SUPPORT PERSONNEL		0.00	5,453.13
220 - SOCIAL SECURITY		1,042.88	1,842.88
230 - GROUP INSURANCE		3,543.26	3,630.00

SEBASTIAN CHARTER JUNIOR HIGH
Profit & Loss Budget vs. Actual
July 2013

GENE

	% of Budget	Jul 13	Budget
240 - WORKER'S COMPENSATION		0.00	65.38
250 - UNEMPLOYMENT		0.00	200.00
310 - PROFESSIONAL & TECHNICAL		0.00	208.37
320-INSURANCE		0.00	170.00
330 - TRAVEL		0.00	50.00
350 - REPAIRS & MAINTENANCE		0.00	8.37
360 - RENTALS		671.27	150.00
390 - OTHER PURCHASED SERVICES		96.00	658.37
510 - SUPPLIES		0.00	375.00
641 - CAP. FURN. FIX.		0.00	1.00
644 - NON CAP COMPUTER HARDWARE		0.00	41.63
730 - DUES & FEES		-1,607.00	125.00
790 - MISCELLANEOUS EXPENSES		0.00	216.63
Total 7300 - SCHOOL ADMINISTRATION		18,947.93	28,306.38
7400 - FACILITIES ACQ & CONST			
630 - BUILDINGS AND FIXED EQUIP	-1.4%	0.00	
670 - IMPROVE OTHER THAN BLDG	0.0%	0.00	
680 - REMODELING & RENOVATIONS		194.93	8.37
Total 7400 - FACILITIES ACQ & CONST	-1.31%	194.93	8.37
7500 - FISCAL SERVICES			
310 - PROFESSIONAL & TECHNICAL		220.00	1,041.63
692 - NONCAPITALIZED SOFTWARE		477.49	8.37
730 - DUES AND FEES		6.00	162.50
790 - MISCELLANEOUS EXPENSES		0.00	8.37
Total 7500 - FISCAL SERVICES		703.49	1,220.87
7800 - TRANSPORTATION			
390 - OTHER PURCHASED SERVICES		0.00	2,666.63
Total 7800 - TRANSPORTATION		0.00	2,666.63
7900 - OPERATION OF PLANT			
160 - OTHER SUPPORT PERSONNEL		0.00	41.63
320 - INSURANCE & BOND PREMIUMS		2,287.18	2,806.13
350 - REPAIRS AND MAINTENANCE		0.00	250.00
370 - COMMUNICATIONS		0.00	483.37
380 - UTILITIES		398.65	333.37
390 - OTHER PURCHASED SERVICES		0.00	125.00
430 - ELECTRICITY		1,180.12	1,666.63
510 - SUPPLIES		0.00	250.00
790 - MISCELLANEOUS		0.00	16.63
Total 7900 - OPERATION OF PLANT		3,865.95	5,972.76

SEBASTIAN CHARTER JUNIOR HIGH
Profit & Loss Budget vs. Actual
July 2013

	% of Budget	Jul 13	GENE Budget
8100 - MAINTENANCE OF PLANT			
350 - REPAIRS AND MAINTENANCE		0.00	200.00
510 - SUPPLIES		0.00	8.37
Total 8100 - MAINTENANCE OF PLANT		0.00	208.37
9200 - DEBT SERVICE			
720 - INTEREST EXPENSE	64.98%	0.00	
790 - RETIREMENT OF PRINCIPAL	0.0%	0.00	
Total 9200 - DEBT SERVICE	46.87%	0.00	
Total Expense	7.52%	75,079.96	117,019.58
Net Ordinary Income	0.08%	41,284.63	-1,177.58
Other Income/Expense			
Other Income			
3720 - LOAN PROCEEDS	183.13%	0.00	
Total Other Income	183.13%	0.00	
Net Other Income	183.13%	0.00	
Net Income	**-1,343.95%**	**41,284.63**	**-1,177.58**

SEBASTIAN CHARTER JUNIOR HIGH
Profit & Loss Budget vs. Actual
July 2013
GAL FUND

	$ Over Budget	% of Budget	Jul 13
Ordinary Income/Expense			
Income			
3300 - REVENUE THRU STATE			
3390 - CAPITAL OUTLAY			5,316.00
Total 3300 - REVENUE THRU STATE			5,316.00
3400 - REV FROM LOCAL SOURCES			
3430 - INTEREST-CAPITAL OUTLAY			1.75
3440 - GIFTS, GRANTS, BEQUESTS	-11,368.50	0.0%	0.00
3490 - MISC LOCAL SOURCES	1,116.84	234.02%	1,950.21
3495 fundraising activity	-356.00	52.53%	394.00
Total 3400 - REV FROM LOCAL SOURCES	-10,607.66	18.1%	2,345.96
IRCSD PASS-THROUGH			
3000 - IRCSD - FUNDING	11,130.25	110.82%	114,020.38
Total IRCSD PASS-THROUGH	11,130.25	110.82%	114,020.38
Total Income	522.59	100.45%	121,682.34
Gross Profit	522.59	100.45%	121,682.34
Expense			
5100 BASIC (K-12)			
120 - SALARY-TEACHER	-4,363.64	89.51%	37,212.74
140 - SALARY - SUBSTITUTE TEACH	-3,586.88	10.33%	413.12
150 - AIDE	137.00	111.78%	1,300.00
160 - OTHER SUPPORT PERSONNEL	-10.38	0.0%	0.00
210 - RETIREMENT	-8.37	0.0%	0.00
220 - SOCIAL SECURITY	-516.91	85.54%	3,058.71
230 - GROUP INSURANCE	-755.36	84.84%	4,228.01
240 - WORKER'S COMPENSATION	47.00	111.06%	472.00
250 - UNEMPLOYMENT	-400.77	70.85%	974.23
310 - PROFESSIONAL & TECHNICAL	-833.37	0.0%	0.00
320 - INSURANCE	-52.00	82.67%	248.00
330 - TRAVEL	-83.37	0.0%	0.00
350 - REPAIRS & MAINTENANCE	-20.00	0.0%	0.00
390 - OTHER PURCHASED SERVICES	-382.90	14.91%	67.10
510 - SUPPLIES	-235.69	88.69%	1,847.68
520 - TEXTBOOKS	-2,500.00	0.0%	0.00
641 - CAP. FURN. FIX	-833.37	0.0%	0.00
642 - NON-CAP FURN, FIXT & EQUP	-1,323.38	3.3%	45.12
643 - CAP COMPUTER HARDWARE	-125.00	0.0%	0.00
644 - NONCAP COMPUTER HARDWARE	-250.00	0.0%	0.00
691 - CAPITALIZED SOFTWARE	-41.63	0.0%	0.00

SEBASTIAN CHARTER JUNIOR HIGH
Profit & Loss Budget vs. Actual
July 2013
RAL FUND

	$ Over Budget	% of Budget	Jul 13
692 - NONCAPITALIZED SOFTWARE	850.00	300.0%	1,275.00
730 - DUES AND FEES	-49.05	50.95%	50.95
790 - MISCELLANEOUS EXPENSES	-83.37	0.0%	0.00
Total 5100 BASIC (K-12)	-15,421.44	76.85%	51,192.66
5200 - EXCEPTIONAL			
120 - SALARY - TEACHER	-4,519.50	0.0%	0.00
150 - AIDE	-3,714.13	0.0%	0.00
210 - RETIREMENT	-1.00	0.0%	0.00
220 - SOCIAL SECURITY	-483.37	0.0%	0.00
230 - GROUP INSURANCE	-1,436.75	0.0%	0.00
240 - WORKER'S COMPENSATION	-68.12	0.0%	0.00
250 - UNEMPLOYMENT	-19.00	0.0%	0.00
310 - PROFESSIONAL & TECHNICAL	-750.00	0.0%	0.00
330 - TRAVEL	-8.37	0.0%	0.00
510 - SUPPLIES	-41.63	0.0%	0.00
520-textbooks	-16.63	0.0%	0.00
790 - MISCELLANEOUS	-8.37	0.0%	0.00
Total 5200 - EXCEPTIONAL	-11,066.87	0.0%	0.00
6300 - INST & CURR DEV SERVICES			
120-salaries	-200.00	0.0%	0.00
220 - SOCIAL SECURITY	-15.37	0.0%	0.00
240 - WORKER'S COMPENSATION	-2.62	0.0%	0.00
250 - UNEMPLOYMENT	-3.87	0.0%	0.00
Total 6300 - INST & CURR DEV SERVICES	-221.86	0.0%	0.00
6400 - INSTRUCT STAFF TRAINING			
310 - PROFESSIONAL & TECHNICAL	-25.00	0.0%	0.00
330 - TRAVEL	-50.00	0.0%	0.00
Total 6400 - INSTRUCT STAFF TRAINING	-75.00	0.0%	0.00
7100 - BOARD			
310 - PROFESSIONAL & TECHNICAL	-241.63	42.0%	175.00
320 - INSURANCE & BOND PREMIUMS	-83.37	0.0%	0.00
330 - TRAVEL	-8.37	0.0%	0.00
790 - MISCELLANEOUS EXPENSES	-150.00	0.0%	0.00
Total 7100 - BOARD	-483.37	26.58%	175.00
7300 - SCHOOL ADMINISTRATION			
110 - SALARY - ADMINISTRATOR	90.90	100.6%	15,201.52
160 - OTHER SUPPORT PERSONNEL	-5,453.13	0.0%	0.00
220 - SOCIAL SECURITY	-800.00	56.59%	1,042.88
230 - GROUP INSURANCE	-86.74	97.61%	3,543.26

SEBASTIAN CHARTER JUNIOR HIGH
Profit & Loss Budget vs. Actual
July 2013
RAL FUND

	$ Over Budget	% of Budget	Jul 13
240 - WORKER'S COMPENSATION	-65.38	0.0%	0.00
250 - UNEMPLOYMENT	-200.00	0.0%	0.00
310 - PROFESSIONAL & TECHNICAL	-208.37	0.0%	0.00
320-INSURANCE	-170.00	0.0%	0.00
330 - TRAVEL	-50.00	0.0%	0.00
350 - REPAIRS & MAINTENANCE	-8.37	0.0%	0.00
360 - RENTALS	521.27	447.51%	671.27
390 - OTHER PURCHASED SERVICES	-562.37	14.58%	96.00
510 - SUPPLIES	-375.00	0.0%	0.00
641 - CAP. FURN. FIX.	-1.00	0.0%	0.00
644 - NON CAP COMPUTER HARDWARE	-41.63	0.0%	0.00
730 - DUES & FEES	-1,732.00	-1,285.6%	-1,607.00
790 - MISCELLANEOUS EXPENSES	-216.63	0.0%	0.00
Total 7300 - SCHOOL ADMINISTRATION	-9,358.45	66.94%	18,947.93
7400 - FACILITIES ACQ & CONST			
630 - BUILDINGS AND FIXED EQUIP			-761.28
670 - IMPROVE OTHER THAN BLDG			0.00
680 - REMODELING & RENOVATIONS	186.56	2,328.91%	194.93
Total 7400 - FACILITIES ACQ & CONST	186.56	2,328.91%	-566.35
7500 - FISCAL SERVICES			
310 - PROFESSIONAL & TECHNICAL	-821.63	21.12%	220.00
692 - NONCAPITALIZED SOFTWARE	469.12	5,704.78%	477.49
730 - DUES AND FEES	-156.50	3.69%	6.00
790 - MISCELLANEOUS EXPENSES	-8.37	0.0%	0.00
Total 7500 - FISCAL SERVICES	-517.38	57.62%	703.49
7800 - TRANSPORTATION			
390 - OTHER PURCHASED SERVICES	-2,666.63	0.0%	0.00
Total 7800 - TRANSPORTATION	-2,666.63	0.0%	0.00
7900 - OPERATION OF PLANT			
160 - OTHER SUPPORT PERSONNEL	-41.63	0.0%	0.00
320 - INSURANCE & BOND PREMIUMS	-518.95	81.51%	2,287.18
350 - REPAIRS AND MAINTENANCE	-250.00	0.0%	0.00
370 - COMMUNICATIONS	-483.37	0.0%	0.00
380 - UTILITIES	65.28	119.58%	398.65
390 - OTHER PURCHASED SERVICES	-125.00	0.0%	0.00
430 - ELECTRICITY	-486.51	70.81%	1,180.12
510 - SUPPLIES	-250.00	0.0%	0.00
790 - MISCELLANEOUS	-16.63	0.0%	0.00
Total 7900 - OPERATION OF PLANT	-2,106.81	64.73%	3,865.95

SEBASTIAN CHARTER JUNIOR HIGH
Profit & Loss Budget vs. Actual
July 2013
RAL FUND

	$ Over Budget	% of Budget	Jul 13
8100 - MAINTENANCE OF PLANT			
350 - REPAIRS AND MAINTENANCE	-200.00	0.0%	0.00
510 - SUPPLIES	-8.37	0.0%	0.00
Total 8100 - MAINTENANCE OF PLANT	-208.37	0.0%	0.00
9200 - DEBT SERVICE			
720 - INTEREST EXPENSE			6,131.58
790 - RETIREMENT OF PRINCIPAL			0.00
Total 9200 - DEBT SERVICE			6,131.58
Total Expense	-41,939.62	64.16%	80,450.26
Net Ordinary Income	42,462.21	-3,505.89%	41,232.08
Other Income/Expense			
Other Income			
3720 - LOAN PROCEEDS			105,297.46
Total Other Income			105,297.46
Net Other Income			105,297.46
Net Income	**42,462.21**	**-3,505.89%**	**146,529.54**

SEBASTIAN CHARTER JUNIOR HIGH
Profit & Loss Budget vs. Actual
July 2013

	TOTAL		
	Budget	$ Over Budget	% of Budget
Ordinary Income/Expense			
Income			
3300 - REVENUE THRU STATE			
3390 - CAPITAL OUTLAY	6,084.88	-768.88	87.36%
Total 3300 - REVENUE THRU STATE	6,084.88	-768.88	87.36%
3400 - REV FROM LOCAL SOURCES			
3430 - INTEREST-CAPITAL OUTLAY	0.00	1.75	100.0%
3440 - GIFTS, GRANTS, BEQUESTS	11,368.50	-11,368.50	0.0%
3490 - MISC LOCAL SOURCES	833.37	1,116.84	234.02%
3495 fundraising activity	750.00	-356.00	52.53%
Total 3400 - REV FROM LOCAL SOURCES	12,951.87	-10,605.91	18.11%
IRCSD PASS-THROUGH			
3000 - IRCSD - FUNDING	102,890.13	11,130.25	110.82%
Total IRCSD PASS-THROUGH	102,890.13	11,130.25	110.82%
Total Income	121,926.88	-244.54	99.8%
Gross Profit	121,926.88	-244.54	99.8%
Expense			
5100 BASIC (K-12)			
120 - SALARY-TEACHER	41,576.38	-4,363.64	89.51%
140 - SALARY - SUBSTITUTE TEACH	4,000.00	-3,586.88	10.33%
150 - AIDE	1,163.00	137.00	111.78%
160 - OTHER SUPPORT PERSONNEL	10.38	-10.38	0.0%
210 - RETIREMENT	8.37	-8.37	0.0%
220 - SOCIAL SECURITY	3,575.62	-516.91	85.54%
230 - GROUP INSURANCE	4,983.37	-755.36	84.84%
240 - WORKER'S COMPENSATION	425.00	47.00	111.06%
250 - UNEMPLOYMENT	1,375.00	-400.77	70.85%
310 - PROFESSIONAL & TECHNICAL	833.37	-833.37	0.0%
320 - INSURANCE	300.00	-52.00	82.67%
330 - TRAVEL	83.37	-83.37	0.0%
350 - REPAIRS & MAINTENANCE	20.00	-20.00	0.0%
390 - OTHER PURCHASED SERVICES	450.00	-382.90	14.91%
510 - SUPPLIES	2,083.37	-235.69	88.69%
520 - TEXTBOOKS	2,500.00	-2,500.00	0.0%
641 - CAP. FURN. FIX	833.37	-833.37	0.0%
642 - NON-CAP FURN, FIXT & EQUP	1,368.50	-1,323.38	3.3%
643 - CAP COMPUTER HARDWARE	125.00	-125.00	0.0%
644 - NONCAP COMPUTER HARDWARE	250.00	-250.00	0.0%
691 - CAPITALIZED SOFTWARE	41.63	-41.63	0.0%

SEBASTIAN CHARTER JUNIOR HIGH
Profit & Loss Budget vs. Actual
July 2013

	TOTAL		
	Budget	$ Over Budget	% of Budget
692 - NONCAPITALIZED SOFTWARE	425.00	850.00	300.0%
730 - DUES AND FEES	100.00	-49.05	50.95%
790 - MISCELLANEOUS EXPENSES	83.37	-83.37	0.0%
Total 5100 BASIC (K-12)	66,614.10	-15,421.44	76.85%
5200 - EXCEPTIONAL			
120 - SALARY - TEACHER	4,519.50	-4,519.50	0.0%
150 - AIDE	3,714.13	-3,714.13	0.0%
210 - RETIREMENT	1.00	-1.00	0.0%
220 - SOCIAL SECURITY	483.37	-483.37	0.0%
230 - GROUP INSURANCE	1,436.75	-1,436.75	0.0%
240 - WORKER'S COMPENSATION	68.12	-68.12	0.0%
250 - UNEMPLOYMENT	19.00	-19.00	0.0%
310 - PROFESSIONAL & TECHNICAL	750.00	-750.00	0.0%
330 - TRAVEL	8.37	-8.37	0.0%
510 - SUPPLIES	41.63	-41.63	0.0%
520-textbooks	16.63	-16.63	0.0%
790 - MISCELLANEOUS	8.37	-8.37	0.0%
Total 5200 - EXCEPTIONAL	11,066.87	-11,066.87	0.0%
6300 - INST & CURR DEV SERVICES			
120-salaries	200.00	-200.00	0.0%
220 - SOCIAL SECURITY	15.37	-15.37	0.0%
240 - WORKER'S COMPENSATION	2.62	-2.62	0.0%
250 - UNEMPLOYMENT	3.87	-3.87	0.0%
Total 6300 - INST & CURR DEV SERVICES	221.86	-221.86	0.0%
6400 - INSTRUCT STAFF TRAINING			
310 - PROFESSIONAL & TECHNICAL	25.00	-25.00	0.0%
330 - TRAVEL	50.00	-50.00	0.0%
Total 6400 - INSTRUCT STAFF TRAINING	75.00	-75.00	0.0%
7100 - BOARD			
310 - PROFESSIONAL & TECHNICAL	416.63	-241.63	42.0%
320 - INSURANCE & BOND PREMIUMS	83.37	-83.37	0.0%
330 - TRAVEL	8.37	-8.37	0.0%
790 - MISCELLANEOUS EXPENSES	150.00	-150.00	0.0%
Total 7100 - BOARD	658.37	-483.37	26.58%
7300 - SCHOOL ADMINISTRATION			
110 - SALARY - ADMINISTRATOR	15,110.62	90.90	100.6%
160 - OTHER SUPPORT PERSONNEL	5,453.13	-5,453.13	0.0%
220 - SOCIAL SECURITY	1,842.88	-800.00	56.59%
230 - GROUP INSURANCE	3,630.00	-86.74	97.61%

SEBASTIAN CHARTER JUNIOR HIGH
Profit & Loss Budget vs. Actual
July 2013

	TOTAL		
	Budget	$ Over Budget	% of Budget
240 - WORKER'S COMPENSATION	65.38	-65.38	0.0%
250 - UNEMPLOYMENT	200.00	-200.00	0.0%
310 - PROFESSIONAL & TECHNICAL	208.37	-208.37	0.0%
320-INSURANCE	170.00	-170.00	0.0%
330 - TRAVEL	50.00	-50.00	0.0%
350 - REPAIRS & MAINTENANCE	8.37	-8.37	0.0%
360 - RENTALS	150.00	521.27	447.51%
390 - OTHER PURCHASED SERVICES	658.37	-562.37	14.58%
510 - SUPPLIES	375.00	-375.00	0.0%
641 - CAP. FURN. FIX.	1.00	-1.00	0.0%
644 - NON CAP COMPUTER HARDWARE	41.63	-41.63	0.0%
730 - DUES & FEES	125.00	-1,732.00	-1,285.6%
790 - MISCELLANEOUS EXPENSES	216.63	-216.63	0.0%
Total 7300 - SCHOOL ADMINISTRATION	28,306.38	-9,358.45	66.94%
7400 - FACILITIES ACQ & CONST			
630 - BUILDINGS AND FIXED EQUIP	54,333.37	-55,094.65	-1.4%
670 - IMPROVE OTHER THAN BLDG	4,000.00	-4,000.00	0.0%
680 - REMODELING & RENOVATIONS	8.37	186.56	2,328.91%
Total 7400 - FACILITIES ACQ & CONST	58,341.74	-58,908.09	-0.97%
7500 - FISCAL SERVICES			
310 - PROFESSIONAL & TECHNICAL	1,041.63	-821.63	21.12%
692 - NONCAPITALIZED SOFTWARE	8.37	469.12	5,704.78%
730 - DUES AND FEES	162.50	-156.50	3.69%
790 - MISCELLANEOUS EXPENSES	8.37	-8.37	0.0%
Total 7500 - FISCAL SERVICES	1,220.87	-517.38	57.62%
7800 - TRANSPORTATION			
390 - OTHER PURCHASED SERVICES	2,666.63	-2,666.63	0.0%
Total 7800 - TRANSPORTATION	2,666.63	-2,666.63	0.0%
7900 - OPERATION OF PLANT			
160 - OTHER SUPPORT PERSONNEL	41.63	-41.63	0.0%
320 - INSURANCE & BOND PREMIUMS	2,806.13	-518.95	81.51%
350 - REPAIRS AND MAINTENANCE	250.00	-250.00	0.0%
370 - COMMUNICATIONS	483.37	-483.37	0.0%
380 - UTILITIES	333.37	65.28	119.58%
390 - OTHER PURCHASED SERVICES	125.00	-125.00	0.0%
430 - ELECTRICITY	1,666.63	-486.51	70.81%
510 - SUPPLIES	250.00	-250.00	0.0%
790 - MISCELLANEOUS	16.63	-16.63	0.0%
Total 7900 - OPERATION OF PLANT	5,972.76	-2,106.81	64.73%

SEBASTIAN CHARTER JUNIOR HIGH
Profit & Loss Budget vs. Actual
July 2013

	TOTAL		
	Budget	$ Over Budget	% of Budget
8100 - MAINTENANCE OF PLANT			
350 - REPAIRS AND MAINTENANCE	200.00	-200.00	0.0%
510 - SUPPLIES	8.37	-8.37	0.0%
Total 8100 - MAINTENANCE OF PLANT	208.37	-208.37	0.0%
9200 - DEBT SERVICE			
720 - INTEREST EXPENSE	9,436.63	-3,305.05	64.98%
790 - RETIREMENT OF PRINCIPAL	3,645.87	-3,645.87	0.0%
Total 9200 - DEBT SERVICE	13,082.50	-6,950.92	46.87%
Total Expense	188,435.45	-107,985.19	42.69%
Net Ordinary Income	-66,508.57	107,740.65	-62.0%
Other Income/Expense			
Other Income			
3720 - LOAN PROCEEDS	57,500.00	47,797.46	183.13%
Total Other Income	57,500.00	47,797.46	183.13%
Net Other Income	57,500.00	47,797.46	183.13%
Net Income	**-9,008.57**	**155,538.11**	**-1,626.56%**

JULY MONTHLY FACILITIES UPDATE
September 16, 2013
FACILITIES DEPARTMENT

This is an update being provided to the Board concerning the existing projects, upcoming developments, and other related information that deal with the operations and facilities of the School District.

BEACHLAND ELEMENTARY TRAFFIC

The construction at Beachland is essentially complete for the new traffic and bus loops. New benches are all installed, the covers are complete, site lighting is in place, all paving and curbing has been constructed, and the loops have been working as designed since the first day of school. The finishing touches are being made on the landscaping with trees and sod having been installed. The parent pickup loop has achieved the District's goal of getting all traffic on the campus and has, in the words of our traffic engineer, created the "safest possible condition".

OSLO MIDDLE SCHOOL

The new traffic loop is complete and has been fully operational since the first day of school. Everything is sodded, palm trees have been installed, and the paving and striping are in place. The loop is working very well and has reduced the pickup traffic impact on 5th Street SW.

GIFFORD MIDDLE SCHOOL

The underground drainage has been installed inside the perimeter fence of the school and the remaining heavy construction is outside of the fence where a tie-in must be made to the existing system. Restoration efforts have begun and the interior of the school will be graded and sodded to create a better appearance than before construction began. Completion is expected before the end of the month.

DODGERTOWN ELEMENTARY SCHOOL

The Dodgertown drainage and ADA upgrade project is complete and is functioning well. Handicap parking stalls were installed at the ESE portables, an ADA compliant sidewalk was constructed, a drainage system was installed to alleviate the flooding problems in the administration building, and a dumpster enclosure was constructed to protect and hide the dumpster.

FELLSMERE ADDITION

Phase II of the project is beginning and includes the reconstruction of the Cafetorium that has already been demolished, as well as the construction of the new classroom building. The subsurface work is currently taking place for the new building. The parking lot and traffic loop were constructed over the summer and have been functioning well since the beginning of school.

VERO BEACH ELEMENTARY SCHOOL PHASE III

This project is the completion of the Vero Beach Elementary School construction. It is a requirement of the St. Johns Water Management District permit acquired for the school project. This portion of the project entails paving the existing roadway between the Vero Beach Elementary School retention pond and the Vero Beach High School girls' softball field and boys' baseball field. Included in the project is the piping of the unsightly and dangerous drainage ditch, adding parking stalls along the sides of the new driveway, extension of the driveway from 20th Avenue to 16th Avenue to allow a rerouting of traffic which alleviates the burden on 20th Avenue, and grading and underground drainage to address the stormwater runoff and to protect the City of Vero Beach's public water supply well that is located on the north edge of the VBE retention pond. The paving and striping is 100% complete on the western portion of the project, and the driveway and parking is now being used by Vero Beach High School for school activities. The completion of the rest of the driveway to connect to 16th Street is underway and is expected to be completed by the end of October.

SEBASTIAN RIVER MIDDLE SCHOOL

The work for the locker rooms and bathrooms is now complete. The boys and girls have new lockers, benches, bathrooms, and shower stalls in the locker rooms, the coaches have new offices where site restrictions are at a minimum which creates a much safer condition, and the PA system in the gymnasium has been upgraded so that announcements are very clear. Additionally, there are covered bench areas in front of the school for parent pickup and dropoff, lighting has been added outside the gym to remedy the dark conditions between buildings, and the gang bathrooms in the hallway outside of the gymnasium have been upgraded to provide ADA accessibility.

TREASURE COAST ELEMENTARY

The walls have been erected and the structural steel is in place on the new classroom pod. The roof decking is being installed in preparation for the roofing. The air conditioning plant is being completely reconfigured and has been done so that cooling has been maintained in the occupied buildings.



This Page Intentionally Left Blank